COSTS OF ATTENDANCE

UNIVERSITY OF HAWAI‘I

ACADEMIC YEAR 1997-98

Institutional Research Office

University of Hawai‘i

April 1998

File Reference: Management and Planning Support Folder, Finance

Reports now available online at: http://www2.hawaii.edu/iro/

University of Hawai‘i - Full-Time Tuition and Fees

Figure 1
Mānoa Resident

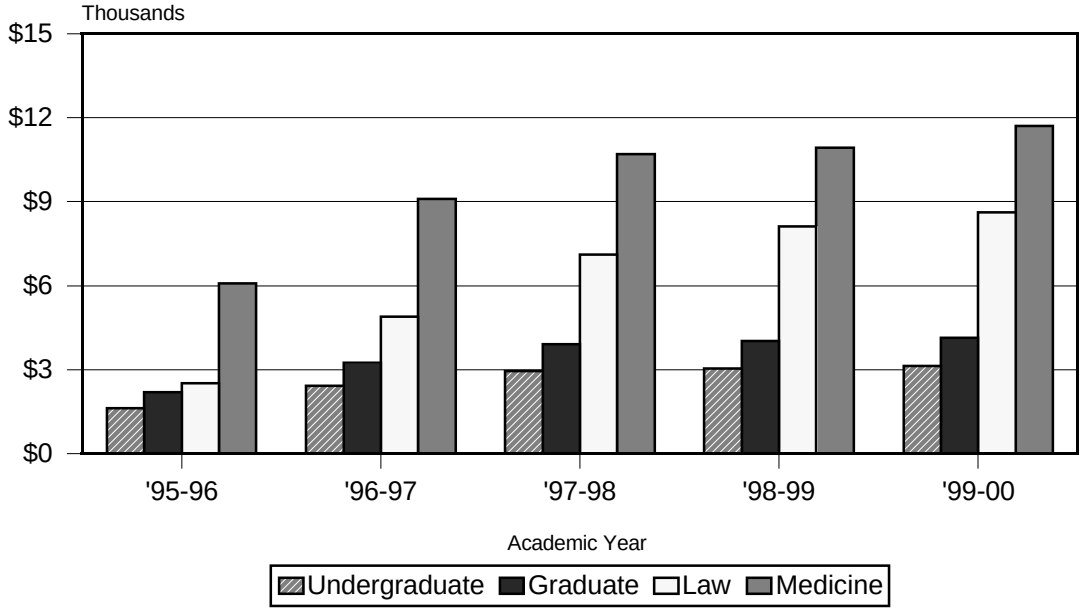

Figure 2
Mānoa Non-Resident

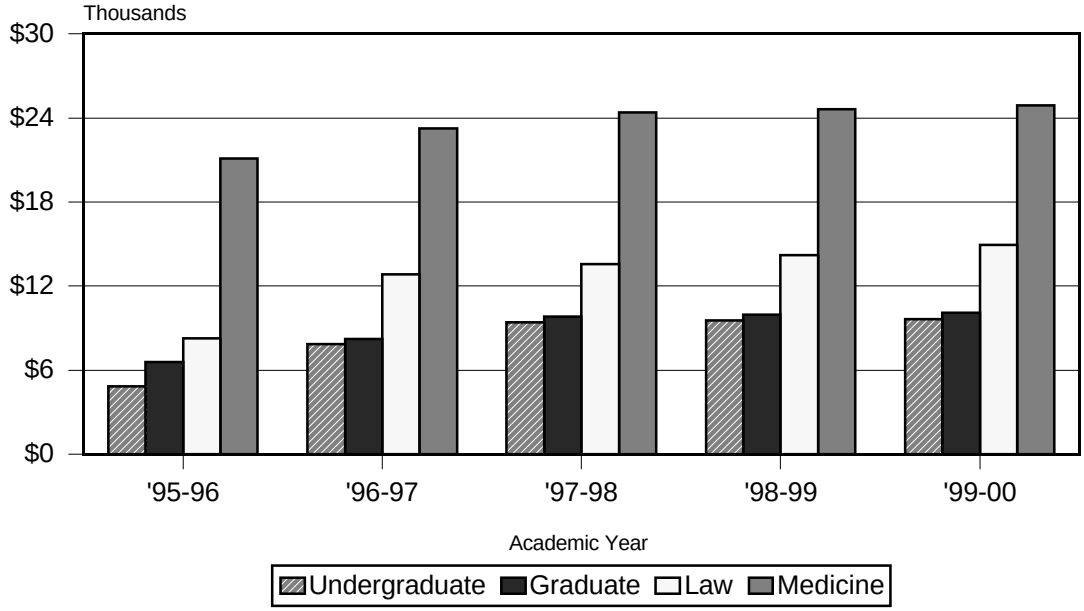

Notes: For AYs '97-98 and '98-99, resident law rates depend on the year of entrance. Figure 1 law rates are for first year (entering class) students. AYs '98-99 and '99-00 rates are subject to change.

April 1998

University of Hawai‘i - Full-Time Tuition and Fees

Figure 3
Hilo Resident

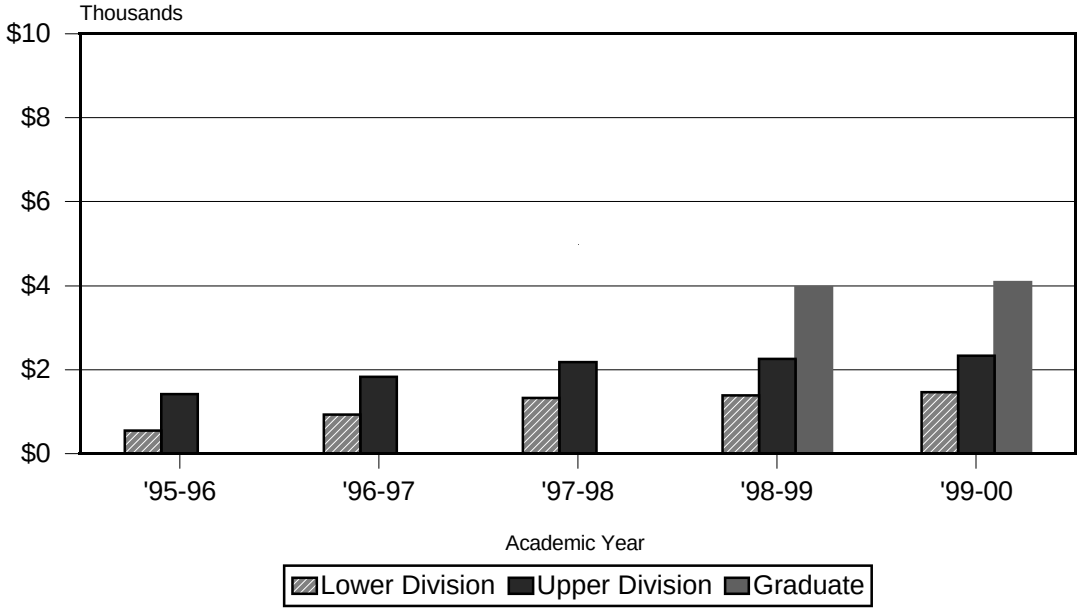

Figure 4
Hilo Non-Resident

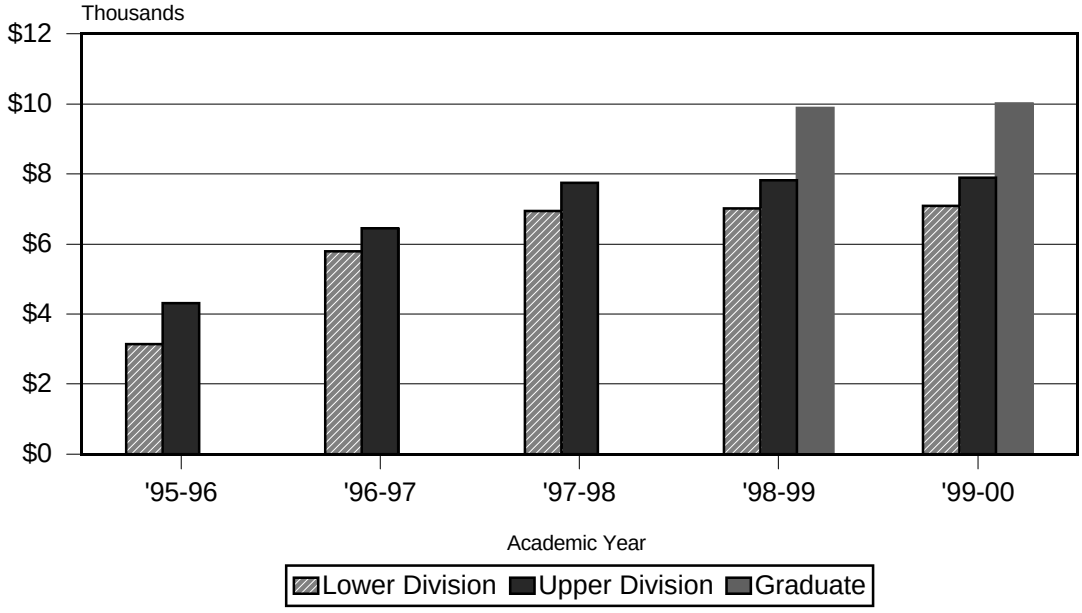

Note: AYs '98-99 and '99-00 rates are subject to change.

April 1998

University of Hawai‘i - Full-Time Tuition and Fees

Figure 5
West O‘ahu / Community Colleges Resident

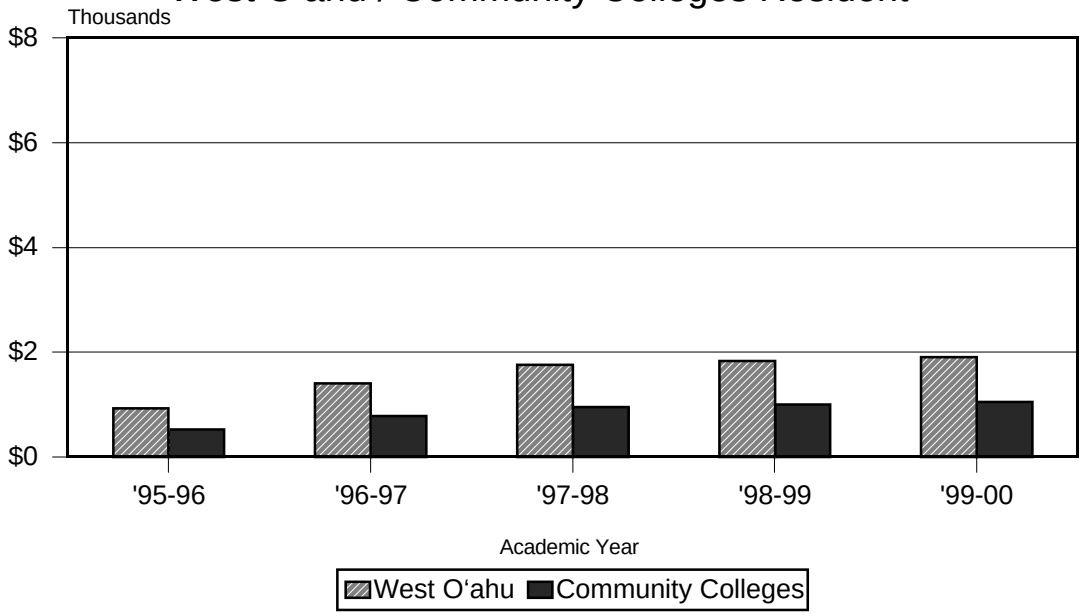

Figure 6
West O‘ahu / Community Colleges Non-Resident

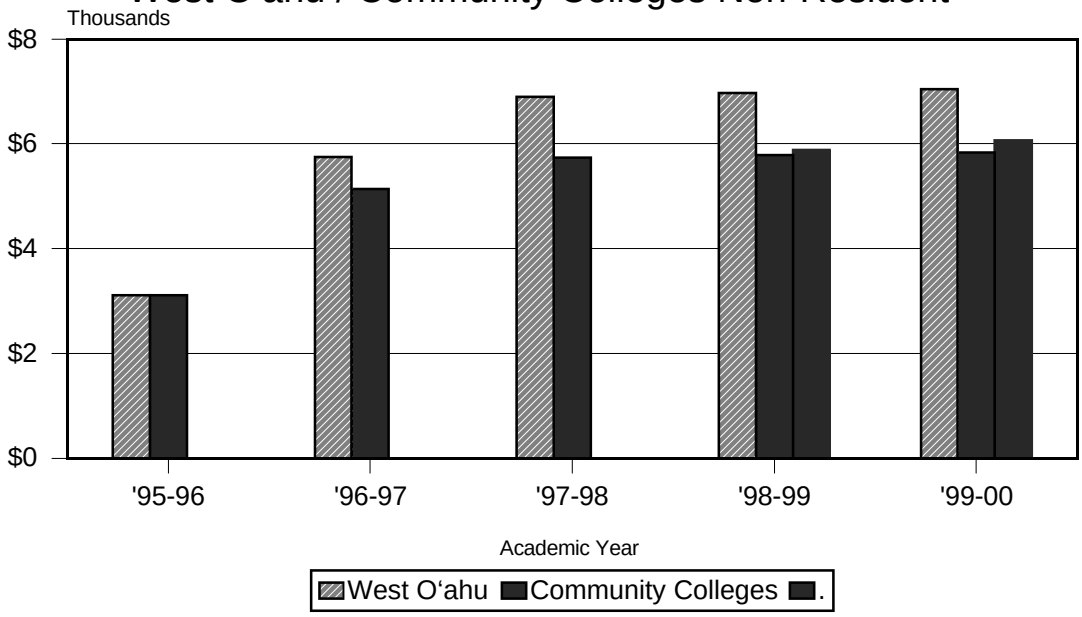

Note: AYs '98-99 and '99-00 rates for Community Colleges may be subject to change. The lower Community College non-resident rate requires repeal of part of HRS 304-4(b); if the law is not changed, the higher amount will be effective.

April 1998

Figure 7
Mānoa - Undergraduate

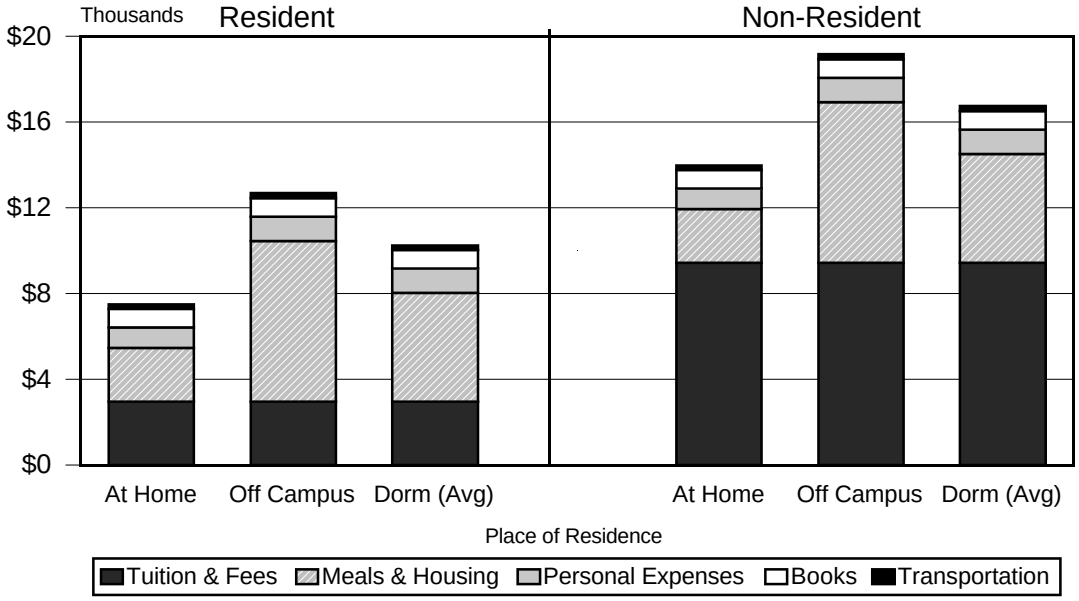

Figure 8
Mānoa - Graduate

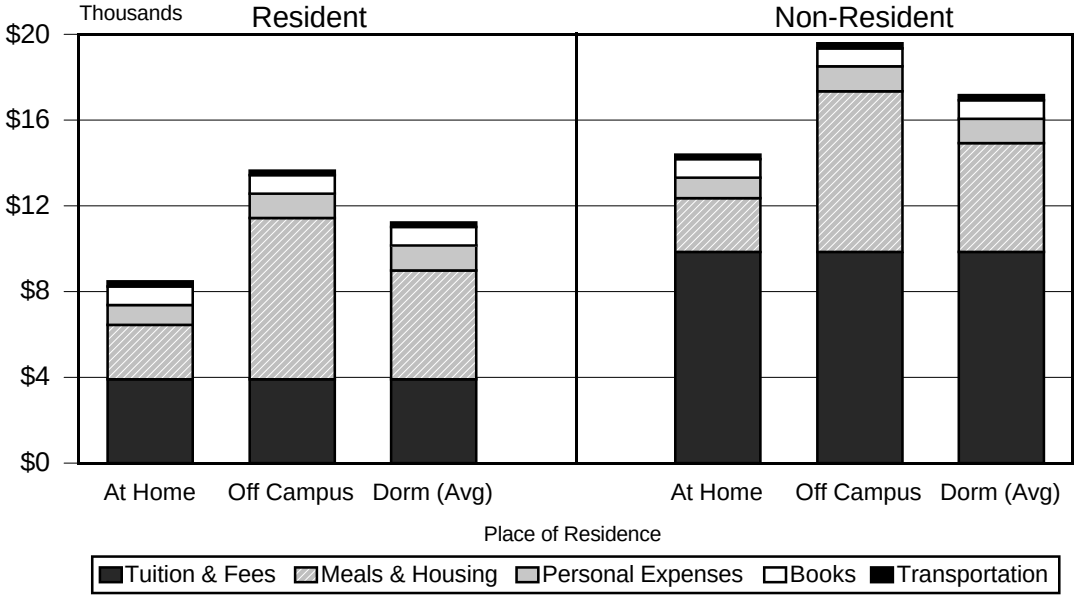

Note: These are calculated estimates which can vary greatly for individual students.

Figure 9
Mānoa - School of Law

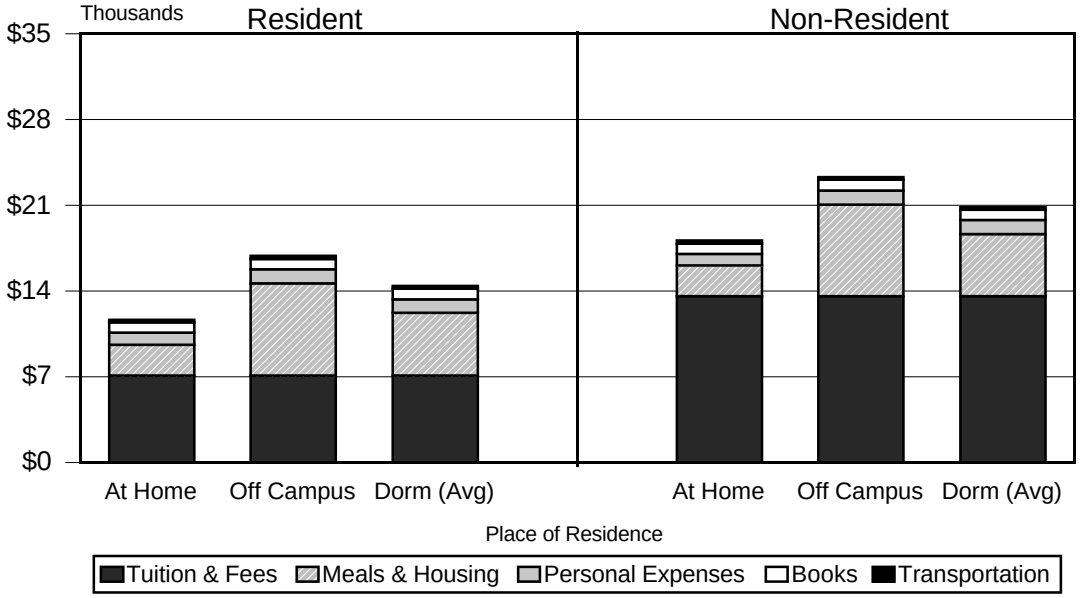

Figure 10
Manoa - School of Medicine

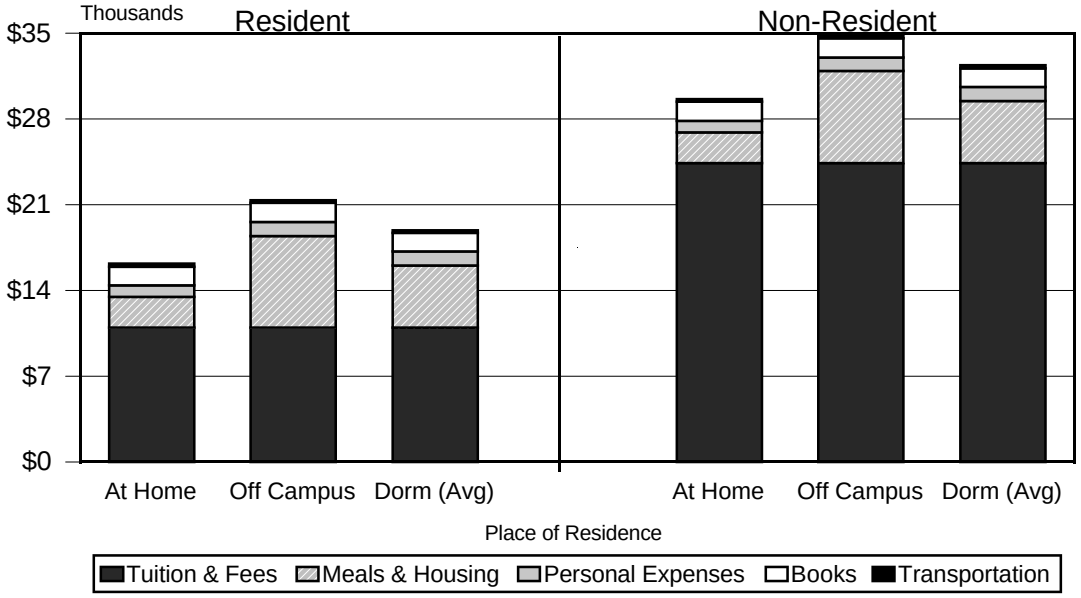

Notes: These are calculated estimates which can vary greatly for individual students. AY '97-98 resident law rates depend on the year of entrance. Figure 9 law rates are for first year (entering class) students.

Figure 11
Hilo - Lower Division

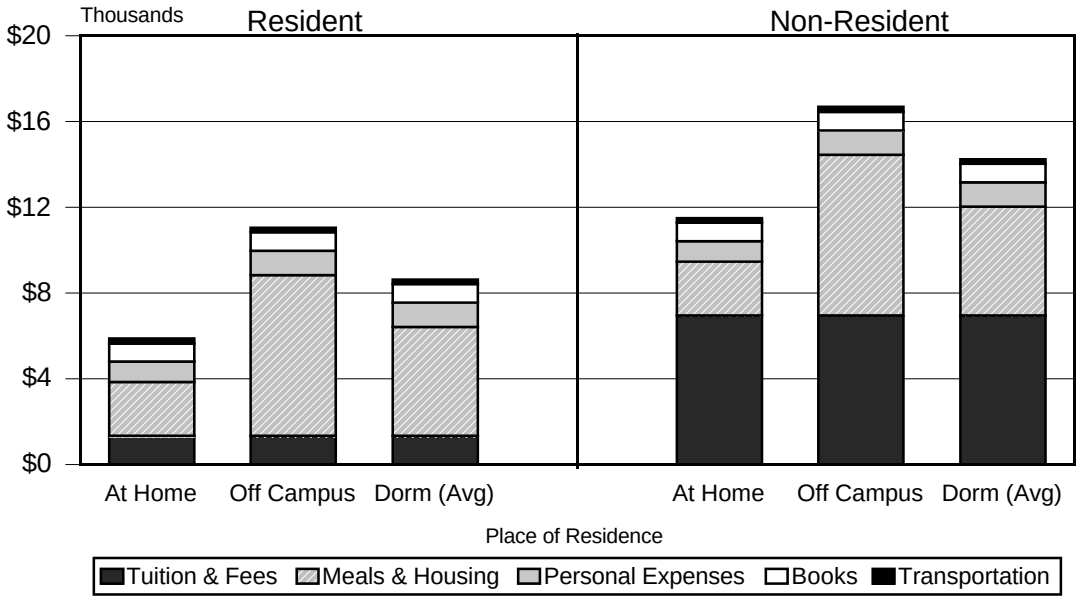

Figure 12
Hilo - Upper Division

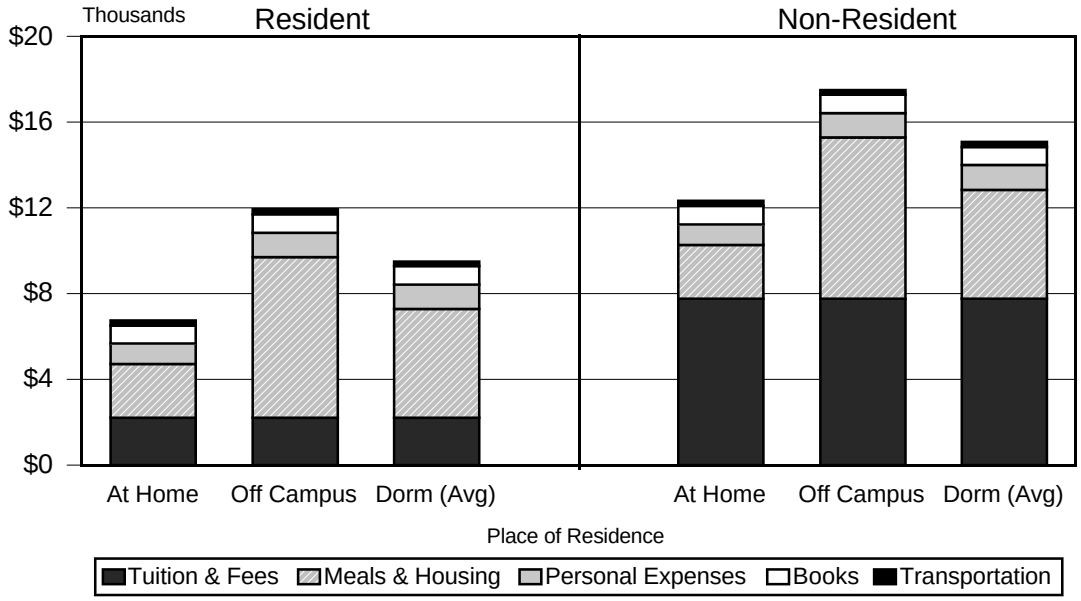

Note: These are calculated estimates which can vary greatly for individual students.

Figure 13
West O‘ahu

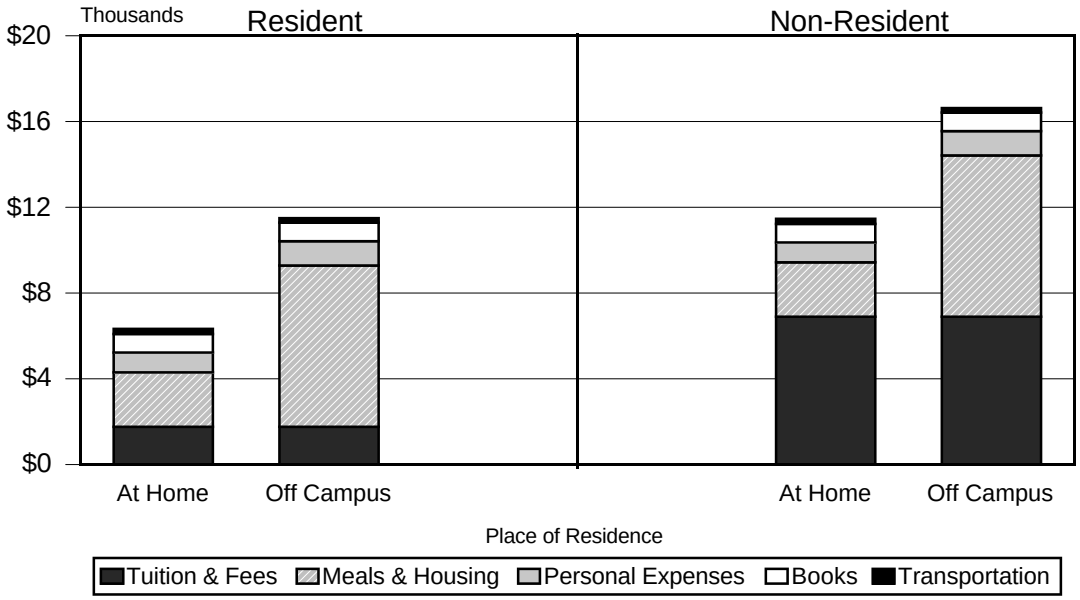

Figure 14
Community Colleges

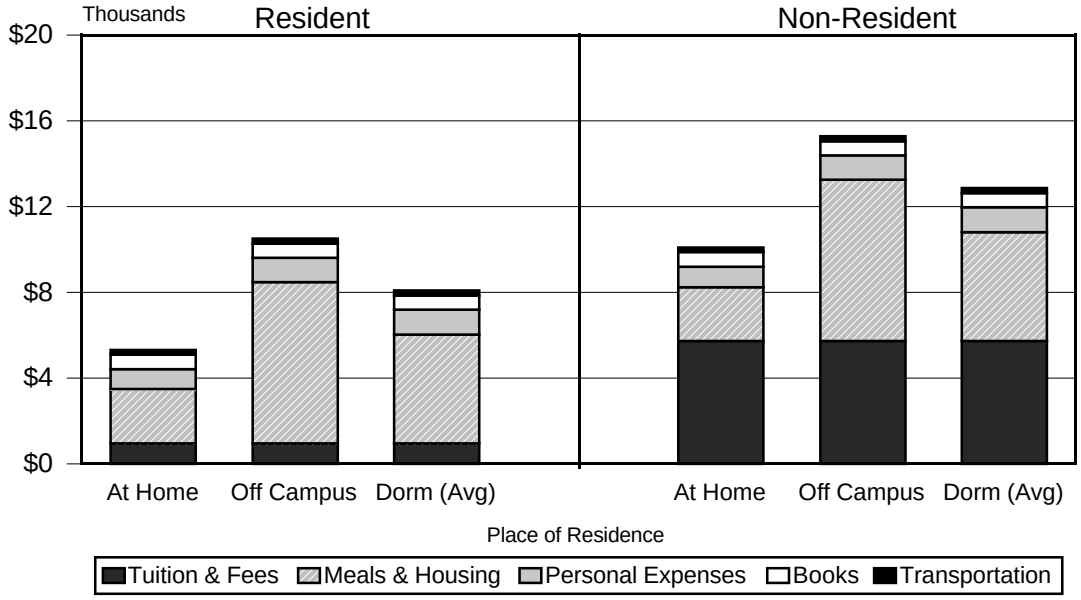

Notes: These are calculated estimates which can vary greatly for individual students.
On-campus housing is unavailable at West O‘ahu.

TABLE 1
UNIVERSITY OF HAWAIʻI
TUITION AND REQUIRED FEES FOR FULL-TIME STUDENTS, BY RESIDENCY
ACADEMIC YEAR 1997-98

Campus	AY 1997-98 RESIDENT						AY 1997-98 NON-RESIDENT					
	Semester ($)			*Annual ($)*			*Semester ($)*			*Annual ($)*		
	Tuition	*Fees*	*Total*	*Tuition*	*Fees*	*Total*	*Tuition*	*Fees*	*Total*	*Tuition*	*Fees*	*Total*
UH-Manoa												
Undergraduate	1,416	59	1,475	2,832	118	2,950	4,656	59	4,715	9,312	118	9,430
Graduate	1,896	59	1,955	3,792	118	3,910	4,860	59	4,919	9,720	118	9,838
Law												
Entering Class of 1995	2,640	54	2,694	5,280	108	5,388	6,720	54	6,774	13,440	108	13,548
Entering Class of 1996	2,640	54	2,694	5,280	108	5,388	6,720	54	6,774	13,440	108	13,548
Entering Class of 1997	3,504	54	3,558	7,008	108	7,116	6,720	54	6,774	13,440	108	13,548
Medicine	5,292	54	5,346	10,584	108	10,692	12,144	54	12,198	24,288	108	24,396
UH-Hilo												
Lower Division	636	25	661	1,272	50	1,322	3,444	25	3,469	6,888	50	6,938
Upper Division	1,068	25	1,093	2,136	50	2,186	3,852	25	3,877	7,704	50	7,754
UH-West Oʻahu	876	5	881	1,752	10	1,762	3,444	5	3,449	6,888	10	6,898
UH Community Colleges												
Hawaiʻi	468	25	493	936	50	986	2,856	25	2,881	5,712	50	5,762
Honolulu	468	5	473	936	10	946	2,856	5	2,861	5,712	10	5,722
Kapiʻolani	468	10	478	936	20	956	2,856	10	2,866	5,712	20	5,732
Kauaʻi	468	5	473	936	10	946	2,856	5	2,861	5,712	10	5,722
Leeward	468	8	476	936	15	951	2,856	8	2,864	5,712	15	5,727
Maui	468	9	477	936	18	954	2,856	9	2,865	5,712	18	5,730
Windward	468	10	478	936	20	956	2,856	10	2,866	5,712	20	5,732
CC Average	468	10	478	936	20	956	2,856	10	2,866	5,712	20	5,732

Note: Totals may not tie due to rounding.

Sources: Executive Memorandum No. 98-2: Feb 26, 1998; UH-Manoa Cashier's Office, UH-Hilo Registrar's Office, UH-West Oʻahu Student Services Office, UHCC Chancellor's Office.

April 1998

TABLE 2
UNIVERSITY OF HAWAI‘I
TUITION AND REQUIRED FEES FOR FULL-TIME STUDENTS, BY RESIDENCY
ACADEMIC YEAR 1998-99

Campus	AY 1998-99 RESIDENT						AY 1998-99 NON-RESIDENT					
	Semester ($)			*Annual ($)*			*Semester ($)*			*Annual ($)*		
	Tuition	*Fees*	*Total*	*Tuition*	*Fees*	*Total*	*Tuition*	*Fees*	*Total*	*Tuition*	*Fees*	*Total*
UH-Manoa												
Undergraduate	1,464	59	1,523	2,928	118	3,046	4,704	59	4,763	9,408	118	9,526
Graduate	1,956	59	2,015	3,912	118	4,030	4,920	59	4,979	9,840	118	9,958
Law												
Entering Class of 1996	2,904	54	2,958	5,808	108	5,916	7,056	54	7,110	14,112	108	14,220
Entering Class of 1997	3,852	54	3,906	7,704	108	7,812	7,056	54	7,110	14,112	108	14,220
Entering Class of 1998	4,008	54	4,062	8,016	108	8,124	7,056	54	7,110	14,112	108	14,220
Medicine	5,412	54	5,466	10,824	108	10,932	12,264	54	12,318	24,528	108	24,636
UH-Hilo												
Lower Division	672	25	697	1,344	50	1,394	3,480	25	3,505	6,960	50	7,010
Upper Division	1,104	25	1,129	2,208	50	2,258	3,888	25	3,913	7,776	50	7,826
Graduate	1,956	25	1,981	3,912	50	3,962	4,920	25	4,945	9,840	50	9,890
UH-West O‘ahu	912	5	917	1,824	10	1,834	3,480	5	3,485	6,960	10	6,970
UH Community Colleges 1 /												
Hawai‘i	492	25	517	984	50	1,034	2880 / 2928	25	2905 / 2953	5760 / 5856	50	5810 / 5906
Honolulu	492	5	497	984	10	994	2880 / 2928	5	2885 / 2933	5760 / 5856	10	5770 / 5866
Kapi‘olani	492	10	502	984	20	1,004	2880 / 2928	10	2890 / 2938	5760 / 5856	20	5780 / 5876
Kaua‘i	492	5	497	984	10	994	2880 / 2928	5	2885 / 2933	5760 / 5856	10	5770 / 5866
Leeward	492	8	500	984	15	999	2880 / 2928	8	2888 / 2936	5760 / 5856	15	5775 / 5871
Maui	492	9	501	984	18	1,002	2880 / 2928	9	2889 / 2937	5760 / 5856	18	5778 / 5874
Windward	492	10	502	984	20	1,004	2880 / 2928	10	2890 / 2938	5760 / 5856	20	5780 / 5876
CC Average	492	10	502	984	20	1,004	2880 / 2928	10	2890 / 2938	5760 / 5856	20	5780 / 5876

Note: Rates are subject to change. Totals may not tie due to rounding.
1 / The lower Community College non-resident rate requires repeal of part of HRS 304-4(b); if the law is not changed, the higher amount will be effective.
Source: Executive Memorandum No. 98-2: Feb 26, 1998.

April 1998

TABLE 3
UNIVERSITY OF HAWAIʻI
TUITION AND REQUIRED FEES FOR FULL-TIME STUDENTS, BY RESIDENCY
ACADEMIC YEAR 1999-00

Campus	AY 1999-00 RESIDENT						AY 1999-00 NON-RESIDENT					
	Semester ($)			*Annual ($)*			*Semester ($)*			*Annual ($)*		
	Tuition	*Fees*	*Total*	*Tuition*	*Fees*	*Total*	*Tuition*	*Fees*	*Total*	*Tuition*	*Fees*	*Total*
UH-Manoa												
Undergraduate	1,512	59	1,571	3,024	118	3,142	4,752	59	4,811	9,504	118	9,622
Graduate	2,016	59	2,075	4,032	118	4,150	4,980	59	5,039	9,960	118	10,078
Law	4,260	54	4,314	8,520	108	8,628	7,416	54	7,470	14,832	108	14,940
Medicine	5,532	54	5,586	11,064	108	11,172	12,384	54	12,438	24,768	108	24,876
UH-Hilo												
Lower Division	708	25	733	1,416	50	1,466	3,516	25	3,541	7,032	50	7,082
Upper Division	1,140	25	1,165	2,280	50	2,330	3,924	25	3,949	7,848	50	7,898
Graduate	2,016	25	2,041	4,032	50	4,082	4,980	25	5,005	9,960	50	10,010
UH-West Oʻahu	948	5	953	1,896	10	1,906	3,516	5	3,521	7,032	10	7,042
UH Community Colleges 1 /												
Hawaiʻi	516	25	541	1,032	50	1,082	2904 / 3024	25	2929 / 3049	5808 / 6048	50	5858 / 6098
Honolulu	516	5	521	1,032	10	1,042	2904 / 3024	5	2909 / 3029	5808 / 6048	10	5818 / 6058
Kapiʻolani	516	10	526	1,032	20	1,052	2904 / 3024	10	2914 / 3034	5808 / 6048	20	5828 / 6068
Kauaʻi	516	5	521	1,032	10	1,042	2904 / 3024	5	2909 / 3029	5808 / 6048	10	5818 / 6058
Leeward	516	8	524	1,032	15	1,047	2904 / 3024	8	2912 / 3032	5808 / 6048	15	5823 / 6063
Maui	516	9	525	1,032	18	1,050	2904 / 3024	9	2913 / 3033	5808 / 6048	18	5826 / 6066
Windward	516	10	526	1,032	20	1,052	2904 / 3024	10	2914 / 3034	5808 / 6048	20	5828 / 6068
CC Average	516	10	526	1,032	20	1,052	2904 / 3024	10	2914 / 3034	5808 / 6048	20	5828 / 6068

Note: Rates are subject to change. Totals may not tie due to rounding.

1 / The lower Community College non-resident rate requires repeal of part of HRS 304-4(b); if the law is not changed, the higher amount will be effective.

Source: Executive Memorandum No. 98-2: Feb 26, 1998.

April 1998

TABLE 4
UNIVERSITY OF HAWAI'I
TUITION AND REQUIRED FEES FOR FULL-TIME STUDENTS, BY RESIDENCY
ACADEMIC YEAR 1995-96 TO ACADEMIC YEAR 1999-00

Campus	AY 1995-96				AY 1996-97				AY 1997-98				AY 1998-99				AY 1999-00			
	Resident		Non-Res		Resident		Non-Res		Resident		Non-Res		Resident		Non-Res		Resident		Non-Res	
	$	%C	$	%C	$	%C	$	%C	$	%C	$	%C	$	%C	$	%C	$	%C	$	%C
UH-Manoa																				
Undergraduate	1,631	4.8	4,825	5.9	2,421	48.5	7,869	63.1	2,950	21.9	9,430	19.8	3,046	3.3	9,526	1.0	3,142	3.2	9,622	1.0
Graduate	2,187	4.8	6,553	5.9	3,261	49.1	8,205	25.2	3,910	19.9	9,838	19.9	4,030	3.1	9,958	1.2	4,150	3.0	10,078	1.2
Law 1/	2,513	4.8	8,281	5.9	4,907	95.3	12,851	55.2			13,548	5.4			14,220	5.0			14,940	5.1
1st Year (entering class)									7,116	45.0			8,124	14.2			8,628	6.2		
2nd Year									5,388	9.8			7,812	45.0			8,628	10.4		
3rd Year									5,388	9.8			5,916	9.8			8,628	45.8		
Medicine	6,083	4.9	21,117	6.0	9,107	49.7	23,243	10.1	10,692	17.4	24,396	5.0	10,932	2.2	24,636	1.0	11,172	2.2	24,876	1.0
UH-Hilo																				
Lower Division	554	4.5	3,146	5.9	938	69.3	5,786	83.9	1,322	40.9	6,938	19.9	1,394	5.4	7,010	1.0	1,466	5.2	7,082	1.0
Upper Division	1,426	4.9	4,312	5.9	1,826	28.1	6,458	49.8	2,186	19.7	7,754	20.1	2,258	3.3	7,826	0.9	2,330	3.2	7,898	0.9
Graduate													3,962	n/a	9,890	n/a	4,082	3.0	10,010	1.2
UH-West O'ahu	924	5.0	3,106	6.0	1,402	51.7	5,746	85.0	1,762	25.7	6,898	20.0	1,834	4.1	6,970	1.0	1,906	3.9	7,042	1.0
UH Community Colleges 2/																				
Hawai'i	554	4.5	3,146	5.9	818	47.7	5,162	64.1	986	20.5	5,762	11.6	1,034	4.9	5810 / 5906	0.8 / 1.7	1,082	4.6	5858 / 6098	0.8 / 3.3
Honolulu	514	4.9	3,106	6.0	778	51.4	5,122	64.9	946	21.6	5,722	11.7	994	5.1	5770 / 5866	0.8 / 1.7	1,042	4.8	5818 / 6058	0.8 / 3.3
Kapi'olani	524	4.8	3,116	6.0	788	50.4	5,132	64.7	956	21.3	5,732	11.7	1,004	5.0	5780 / 5876	0.8 / 1.7	1,052	4.8	5828 / 6068	0.8 / 3.3
Kaua'i	514	4.9	3,106	6.0	778	51.4	5,122	64.9	946	21.6	5,722	11.7	994	5.1	5770 / 5866	0.8 / 1.7	1,042	4.8	5818 / 6058	0.8 / 3.3
Leeward	519	4.8	3,111	6.0	783	50.9	5,127	64.8	951	21.5	5,727	11.7	999	5.0	5775 / 5871	0.8 / 1.7	1,047	4.8	5823 / 6063	0.8 / 3.3
Maui	522	4.8	3,114	6.0	786	50.6	5,130	64.7	954	21.4	5,730	11.7	1,002	5.0	5778 / 5874	0.8 / 1.7	1,050	4.8	5826 / 6066	0.8 / 3.3
Windward	524	4.8	3,116	6.0	788	50.4	5,132	64.7	956	21.3	5,732	11.7	1,004	5.0	5780 / 5876	0.8 / 1.7	1,052	4.8	5828 / 6068	0.8 / 3.3
CC Average	524	4.8	3,116	6.0	788	50.4	5,132	64.7	956	21.3	5,732	11.7	1,004	5.0	5780 / 5876	0.8 / 1.7	1,052	4.8	5828 / 6068	0.8 / 3.3

Note: Academic Years 1998-99 and 1999-00 rates are subject to change. Totals may not tie due to rounding.

1/ For Academic years 1997-98 and 1998-99, resident law rates depend on the year of entrance.
2/ The lower Community College non-resident rate requires repeal of part of HRS 304-4(b); if the law is not changed, the higher amount will be effective.

Sources: Executive Memorandum Nos. 94-4, 96-1, 98-2: Feb. 26, 1998.

TABLE 5
UNIVERSITY OF HAWAI'I
TUITION RATES FOR PART-TIME STUDENTS, PER CREDIT HOUR
ACADEMIC YEAR 1995-96 TO ACADEMIC YEAR 1999-00

Campus	AY 1995-96				AY 1996-97				AY 1997-98				AY 1998-99				AY 1999-00			
	Resident		Non-Res		Resident		Non-Res		Resident		Non-Res		Resident		Non-Res		Resident		Non-Res	
	$	%C	$	%C	$	%C	$	%C	$	%C	$	%C	$	%C	$	%C	$	%C	$	%C
UH-Manoa																				
Undergraduate	64	4.9	197	5.9	96	50.0	323	64.0	118	22.9	388	20.1	122	3.4	392	1.0	126	3.3	396	1.0
Graduate	88	6.0	269	5.9	131	48.9	337	25.3	158	20.6	405	20.2	163	3.2	410	1.2	168	3.1	415	1.2
Law 1/	102	5.2	342	5.9	200	96.1	531	55.3			560	5.5			588	5.0			618	5.1
1st Year (entering class)									292	46.0			334	14.4			355	6.3		
2nd Year									220	10.0			321	45.9			355	10.6		
3rd Year									220	10.0			242	10.0			355	46.7		
Medicine	250	5.0	877	6.0	375	50.0	964	9.9	441	17.6	1,012	5.0	451	2.3	1,022	1.0	461	2.2	1,032	1.0
UH-Hilo																				
Lower Division	21	5.0	129	5.7	37	76.2	239	85.3	53	43.2	287	20.1	56	5.7	290	1.0	59	5.4	293	1.0
Upper Division	58	5.5	178	6.0	74	27.6	267	50.0	89	20.3	321	20.2	92	3.4	324	0.9	95	3.3	327	0.9
Graduate 2/													163	n/a	410	n/a	168	3.1	415	1.2
UH-West O'ahu	39	5.4	129	5.7	58	48.7	239	85.3	73	25.9	287	20.1	76	4.1	290	1.0	79	3.9	293	1.0
UH Community Colleges 3/	21	5.0	129	5.7	32	52.4	213	65.1	39	21.9	238	11.7	41	5.1	240 / 244	0.8 / 2.5	43	4.9	242 / 252	0.8 / 3.3

Note: AYs 1998-99 and 1999-00 rates are subject to change. Totals may not tie due to rounding.

1/ For Academic years 1997-98 and 1998-99, resident law rates depend on the year of entrance.
2/ Added in AY 1998-99.
3/ The lower Community College non-resident rate requires repeal of part of HRS 304-4(b); if the law is not changed, the higher amount will be effective.
Sources: Executive Memorandum Nos. 94-4, 96-1, 98-2: Feb. 26, 1998.

April 1998

TABLE 6
UNIVERSITY OF HAWAI'I
SUMMER SESSION TUITION RATES, PER CREDIT HOUR
SUMMER 1996 TO SUMMER 2000

Campus	Summer 1996				Summer 1997				Summer 1998				Summer 1999				Summer 2000			
	Resident		Non-Res		Resident		Non-Res		Resident		Non-Res		Resident		Non-Res		Resident		Non-Res	
	$	%C	$	%C	$	%C	$	%C	$	%C	$	%C	$	%C	$	%C	$	%C	$	%C
UH-Manoa																				
Undergraduate	75	0.0	130	0.0	96	28.0	130	0.0	118	22.9	130	0.0	122	3.4	130	0.0	126	3.3	130	0.0
Graduate	95	0.0	150	0.0	131	37.9	150	0.0	158	20.6	158	5.3	163	3.2	163	3.2	168	3.1	168	3.1
Law					200	n/a	200	n/a	210	5.0	210	5.0	242	15.2	242	15.2	355	46.7	355	46.7
UH-Hilo	75	0.0	130	0.0	96	28.0	130	0.0	118	22.9	130	0.0	122	3.4	130	0.0	126	3.3	130	0.0
UH-West O'ahu	75	0.0	130	0.0	96	28.0	130	0.0	118	22.9	130	0.0	122	3.4	130	0.0	126	3.3	130	0.0
UH Community Colleges	75	0.0	130	0.0	79	5.3	130	0.0	83	5.1	130	0.0	87	4.8	130	0.0	93	6.9	130	0.0

Note: Summers 1999 and 2000 rates are subject to change. Totals may not tie due to rounding.

Sources: Executive Memorandum Nos. 94-4, 96-1, 98-2: Feb. 26, 1998.

April 1998

TABLE 7
UNIVERSITY OF HAWAI'I
RATES FOR CONTINUING EDUCATION & COMMUNITY SERVICE, PER CREDIT HOUR
ACADEMIC YEAR 1995-96 TO ACADEMIC YEAR 1999-00

Campus	AY 1995-96				AY 1996-97				AY 1997-98				AY 1998-99				AY 1999-00			
	Resident		Non-Res		Resident		Non-Res		Resident		Non-Res		Resident		Non-Res		Resident		Non-Res	
	$	%C	$	%C	$	%C	$	%C	$	%C	$	%C	$	%C	$	%C	$	%C	$	%C
UH-Manoa																				
Undergraduate	64	3.2	197	5.9	96	50.0	323	64.0	118	22.9	388	20.1	122	3.4	392	1.0	126	3.3	396	1.0
Graduate	88	17.3	269	5.5	131	48.9	337	25.3	158	20.6	405	20.2	163	3.2	410	1.2	168	3.1	415	1.2
UH-Hilo																				
Undergraduate	58	5.5	178	4.7	74	27.6	267	50.0	89	20.3	321	20.2	92	3.4	324	0.9	95	3.3	327	0.9
Graduate									158	n/a	405	n/a	163	3.2	410	1.2	168	3.1	415	1.2

Note: AYs 1998-99 and 1999-00 rates are subject to change. Totals may not tie due to rounding.

Sources: Executive Memorandum Nos. 94-4, 96-1, 98-2: Feb. 26, 1998.

April 1998

TABLE 8
ANNUAL STUDENT HOUSING RATES
UNIVERSITY OF HAWAI'I
ACADEMIC YEAR 1993-94 TO ACADEMIC YEAR 1997-98

CAMPUS AND UNIT TYPE	*AY 1993-94*		*AY 1994-95*		*AY 1995-96*		*AY 1996-97*		*AY 1997-98*	
	$	*%C*	*$*	*%C*	*$*	*%C*	*$*	*%C*	*$*	*%C*
UH-MANOA 1/										
Lowrise Dormitory										
Single	1,960	15.1	2,253	14.9	2,255	0.1	2,695	19.5	2,695	0.0
Double	1,570	14.8	1,808	15.2	1,808	0.0	1,796	-0.6	1,796	0.0
Highrise Dormitory										
Single	2,318	15.0	2,665	15.0	2,665	0.0	3,346	25.6	3,346	0.0
Double	1,854	15.0	2,134	15.1	2,134	0.0	2,231	4.5	2,230	0.0
Apartment										
Single	2,764	15.0	3,177	14.9	3,177	0.0	3,386	6.6	3,385	0.0
Double	2,281	15.0	2,624	15.0	2,624	0.0	2,605	-0.7	2,604	0.0
UH-HILO 2/										
Dormitory										
Single	1,584	7.0	1,694	6.9	1,694	0.0	2,074	22.4	2,074	0.0
Double	1,264	6.9	1,354	7.1	1,354	0.0	1,382	2.1	1,382	0.0
Apartment										
Single	2,354	7.0	2,520	7.1	2,520	0.0	2,648	5.1	2,648	0.0
Double	1,818	7.1	1,946	7.0	1,946	0.0	2,044	5.0	2,044	0.0
Suite	1,600	7.0	1,712	7.0	1,712	0.0	1,748	2.1	1,748	0.0
MAUI COMMUNITY COLLEGE 2/										
Apartment										
Two Person	1,812	15.0	1,994	10.0	1,994	0.0	1,994	0.0	1,994	0.0
Three Person	1,558	15.1	1,714	10.0	1,714	0.0	1,714	0.0	1,714	0.0

Note: Housing costs are subject to change without notice.

1/ AY 95-96 and AY 96-97 rates have been adjusted since last year's publication.

2/ No rate increases from last academic year.

Sources: UH-Manoa Student Housing, UH-Hilo Student Housing, Maui CC Student Services.

TABLE 9
NUMBER OF BEDS AVAILABLE, BY UNIT AND GENDER
UNIVERSITY OF HAWAI‘I
FALL 1997

CAMPUS AND UNIT TYPE	*No. of Beds by Gender*		
	Total	*Male*	*Female*
Total	3,744	1,783	1,961
Dormitory	2,070	992	1,078
Apartment	1,438	681	757
Suite	236	110	126
UH-Manoa	3,067	1,471	1,596
Dormitory	1,884	901	983
Apartment	1,183	570	613
UH-Hilo	622	289	333
Dormitory	186	91	95
Apartment	200	88	112
Suite	236	110	126
Maui CC Apartment	55	23	32

Sources: UH-Manoa Student Housing, UH-Hilo Student Housing, Maui CC Dormitory.

TABLE 10
SUMMARY OF DIRECT AND INDIRECT COSTS FOR FULL-TIME STUDENTS 1/
UNIVERSITY OF HAWAIʻI
ACADEMIC YEAR 1997-98

Campus	***RESIDENT ($)***			***NON-RESIDENT ($)***		
	At Home	*Off Campus*	*Dorm (Avg)*	*At Home*	*Off Campus*	*Dorm (Avg)*
UH-Manoa						
Undergraduate	7,501	12,679	10,254	13,981	19,159	16,734
Graduate	8,461	13,639	11,214	14,389	19,567	17,142
Law 2/	11,667	16,845	14,420	18,099	23,277	20,852
Medicine	15,917	21,095	18,670	29,621	34,799	32,374
UH-Hilo						
Lower Division	5,873	11,051	8,626	11,489	16,667	14,242
Upper Division	6,737	11,915	9,490	12,305	17,483	15,058
UH-West Oʻahu 3/	6,313	11,491	N/A	11,449	16,627	N/A
UH Community Colleges 4/	5,321	10,499	8,074	10,097	15,275	12,850

1/ These are calculated estimates which can vary greatly for individual students.
2/ Costs for entering class of 1997-98.
3/ On-campus housing is unavailable at UH-West Oʻahu.
4/ On-campus housing is available only at Maui Community College.

TABLE 11
AVERAGE DIRECT AND INDIRECT EDUCATIONAL COSTS FOR RESIDENT FULL-TIME STUDENTS 1/
UNIVERSITY OF HAWAIʻI
ACADEMIC YEAR 1993-94 TO ACADEMIC YEAR 1997-98

Campus	*ACADEMIC YEAR ($)*					*5-year*
	1993-94	*1994-95*	*1995-96*	*1996-97*	*1997-98*	*% Change*
UH-Manoa Undergraduate						
At Home	5,719	5,779	6,022	6,894	7,501	31.2%
Off Campus	10,461	10,722	10,825	11,934	12,679	21.2%
Dorm (Avg)	7,594	8,651	8,588	9,266	10,254	35.0%
UH-Manoa Graduate						
At Home	6,179	6,309	6,578	7,734	8,461	36.9%
Off Campus	10,921	11,252	11,381	12,774	13,639	24.9%
Dorm (Avg)	8,054	9,181	9,144	10,106	11,214	39.2%
UH-Manoa Law 2/						
At Home	6,532	6,633	6,918	9,380	11,667	78.6%
Off Campus	11,274	11,576	11,721	14,420	16,845	49.4%
Dorm (Avg)	8,407	9,505	9,484	11,752	14,420	71.5%
UH-Manoa Medicine						
At Home	10,338	10,580	11,057	13,957	15,917	54.0%
Off Campus	15,080	15,523	15,860	18,997	21,095	39.9%
Dorm (Avg)	12,213	13,452	13,623	16,329	18,670	52.9%
UH-Hilo Lower Division						
At Home	4,732	4,752	4,945	5,411	5,873	24.1%
Off Campus	9,474	9,695	9,748	10,451	11,051	16.6%
Dorm (Avg)	6,607	7,624	7,511	7,783	8,626	30.6%
UH-Hilo Upper Division						
At Home	5,542	5,582	5,817	6,299	6,737	21.6%
Off Campus	10,284	10,525	10,620	11,339	11,915	15.9%
Dorm (Avg)	7,417	8,454	8,383	8,671	9,490	27.9%
UH-West Oʻahu 3/						
At Home	5,092	5,102	5,315	5,875	6,313	24.0%
Off Campus	9,834	10,045	10,118	10,915	11,491	16.8%
UH Community Colleges 4/						
At Home	4,569	4,568	4,754	5,261	5,321	16.5%
Off Campus	9,311	9,511	9,557	10,301	10,499	12.8%
Dorm (Avg)	6,444	7,440	7,320	7,633	8,074	25.3%

1/ These are calculated estimates which can vary greatly for individual students.
2/ AY 1997-98 resident law rates depend on the year of entrance. First year (entering class) rates are shown.
3/ On-campus housing is unavailable at UH-West Oʻahu.
4/ On-campus housing is available only at Maui Community College.

TABLE 12
DIRECT AND INDIRECT COSTS FOR FULL-TIME STUDENTS 1/
UNIVERSITY OF HAWAI'I
ACADEMIC YEAR 1997-98

CAMPUS AND LEVEL	RESIDENT ($)			NON-RESIDENT ($)		
	At Home	*Off Campus*	*Dorm (Avg)*	*At Home*	*Off Campus*	*Dorm (Avg)*
UH-MANOA						
Undergraduate	7,501	12,679	10,254	13,981	19,159	16,734
Direct	3,808	3,808	3,808	10,288	10,288	10,288
Tuition	2,832	2,832	2,832	9,312	9,312	9,312
Average Fees	118	118	118	118	118	118
Books & Supplies	858	858	858	858	858	858
Indirect	3,693	8,871	6,446	3,693	8,871	6,446
Meals / Housing	2,515	7,503	5,078	2,515	7,503	5,078
Personal Expenses	953	1,143	1,143	953	1,143	1,143
Transportation	225	225	225	225	225	225
Graduate	8,461	13,639	11,214	14,389	19,567	17,142
Direct	4,768	4,768	4,768	10,696	10,696	10,696
Tuition	3,792	3,792	3,792	9,720	9,720	9,720
Average Fees	118	118	118	118	118	118
Books & Supplies	858	858	858	858	858	858
Indirect	3,693	8,871	6,446	3,693	8,871	6,446
Meals / Housing	2,515	7,503	5,078	2,515	7,503	5,078
Personal Expenses	953	1,143	1,143	953	1,143	1,143
Transportation	225	225	225	225	225	225
School of Law (JD) 2/	11,667	16,845	14,420	18,099	23,277	20,852
Direct	7,974	7,974	7,974	14,406	14,406	14,406
Tuition	7,008	7,008	7,008	13,440	13,440	13,440
Average Fees	108	108	108	108	108	108
Books & Supplies	858	858	858	858	858	858
Indirect	3,693	8,871	6,446	3,693	8,871	6,446
Meals / Housing	2,515	7,503	5,078	2,515	7,503	5,078
Personal Expenses	953	1,143	1,143	953	1,143	1,143
Transportation	225	225	225	225	225	225

TABLE 12 (cont.)

CAMPUS AND LEVEL	RESIDENT ($)			NON-RESIDENT ($)		
	At Home	*Off Campus*	*Dorm (Avg)*	*At Home*	*Off Campus*	*Dorm (Avg)*
School of Medicine (MD)	15,917	21,095	18,670	29,621	34,799	32,374
Direct	12,224	12,224	12,224	25,928	25,928	25,928
Tuition	10,584	10,584	10,584	24,288	24,288	24,288
Average Fees	108	108	108	108	108	108
Books & Supplies	1,532	1,532	1,532	1,532	1,532	1,532
Indirect	3,693	8,871	6,446	3,693	8,871	6,446
Meals / Housing	2,515	7,503	5,078	2,515	7,503	5,078
Personal Expenses	953	1,143	1,143	953	1,143	1,143
Transportation	225	225	225	225	225	225
UH-HILO						
Lower Division	5,873	11,051	8,626	11,489	16,667	14,242
Direct	2,180	2,180	2,180	7,796	7,796	7,796
Tuition	1,272	1,272	1,272	6,888	6,888	6,888
Average Fees	50	50	50	50	50	50
Books & Supplies	858	858	858	858	858	858
Indirect	3,693	8,871	6,446	3,693	8,871	6,446
Meals / Housing	2,515	7,503	5,078	2,515	7,503	5,078
Personal Expenses	953	1,143	1,143	953	1,143	1,143
Transportation	225	225	225	225	225	225
Upper Division	6,737	11,915	9,490	12,305	17,483	15,058
Direct	3,044	3,044	3,044	8,612	8,612	8,612
Tuition	2,136	2,136	2,136	7,704	7,704	7,704
Average Fees	50	50	50	50	50	50
Books & Supplies	858	858	858	858	858	858
Indirect	3,693	8,871	6,446	3,693	8,871	6,446
Meals / Housing	2,515	7,503	5,078	2,515	7,503	5,078
Personal Expenses	953	1,143	1,143	953	1,143	1,143
Transportation	225	225	225	225	225	225
UH-WEST O‘AHU	6,313	11,491		11,449	16,627	
Direct	2,620	2,620		7,756	7,756	
Tuition	1,752	1,752		6,888	6,888	
Average Fees	10	10		10	10	
Books & Supplies	858	858		858	858	
Indirect	3,693	8,871		3,693	8,871	
Meals / Housing	2,515	7,503		2,515	7,503	
Personal Expenses	953	1,143		953	1,143	
Transportation	225	225		225	225	
UH COMMUNITY COLLEGES	5,321	10,499	8,074	10,097	15,275	12,850
Direct	1,628	1,628	1,628	6,404	6,404	6,404
Tuition	936	936	936	5,712	5,712	5,712
Average Fees	20	20	20	20	20	20
Books & Supplies	672	672	672	672	672	672
Indirect	3,693	8,871	6,446	3,693	8,871	6,446
Meals / Housing	2,515	7,503	5,078	2,515	7,503	5,078
Personal Expenses	953	1,143	1,143	953	1,143	1,143
Transportation	225	225	225	225	225	225

1/ These are calculated estimates which can vary greatly for individual students.
2/ AY 1997-98 resident law rates depend on the year of entrance. First year (entering class) rates are shown.

Sources: Executive Memorandum No. 98-2: Feb. 26, 1998, "Your Guide to Financial Aid at the University of Hawai`i".