

**CONTINUING EDUCATION AND
COMMUNITY SERVICE ENROLLMENT
UNIVERSITY OF HAWAI'I
FALL 2001**

Institutional Research Office
University of Hawai'i
June 2002

File Reference: Management and Planning Support Folder, Enrollment

Reports available online at: <http://www.hawaii.edu/iro/maps.htm>

CONTINUING EDUCATION AND COMMUNITY SERVICE ENROLLMENT UNIVERSITY OF HAWAI'I, FALL 2001

This report presents information on enrollment in continuing education courses offered at the University of Hawai'i. Reporting units include Outreach College of Continuing Education and Summer Sessions at UH Mānoa, Continuing Education and Community Service at UH Hilo, the Offices of Continuing Education and Training at the UH Community Colleges and the Employment Training Center. Information is presented for each campus, with breakdown by credit and non-credit course activity. Further detail by undergraduate / graduate level is provided for UH Mānoa credit data. Breakdown by program type is provided for other credit data and for non-credit data for each campus. Historical data are shown for the period from Fall 1991 to Fall 2001 for all campuses. Full-Time Equivalent (FTE) enrollment calculations are provided for those campuses having credit activity.

REPORTING METHODOLOGY

Enrollment reporting for continuing education differs markedly from that for regular credit programs. First, while the data reported include some credit activity, the vast majority of the courses offered are non-credit. Second, courses vary in duration, from as short as a single session to as long as several months. Third, courses are offered on an on-going basis, with students enrolling throughout the reporting period. The academic semesters (Fall, Spring and Summer) used for reporting regular credit programs do not correspond well to the actual periods of study for continuing education courses. Rather, the reporting periods used for continuing education have been established to facilitate timeliness of reporting. Fourth, the data are collected every semester from the individual campuses using simple course listings. There is no comprehensive student registration system for non-credit courses as there is for regular credit courses. Consequently, the depth and variety of demographic and course data available for regular credit programs do not exist on the non-credit side. Furthermore, responsibility for the accuracy of the information, as well as for making determinations as to what to report, rest largely with the individual campuses. Fifth, for non-credit courses there are generally no strict admission criteria – anyone with an interest may enroll. Sixth, hours earned in a non-credit course or sequence of courses generally do not lead to a college degree. Finally, students who enroll in more than one non-credit course at a particular campus within the same reporting period are counted for each course entered. **Therefore, the non-credit numbers reported here are registration counts, not unduplicated headcounts.**

NOTES ABOUT THE DATA

In addition to these differences, certain other characteristics of the data merit comment. The most important of these characteristics are highlighted, as follows:

- ! In compiling historical data for Table 3, recounts and other adjustments have been made periodically where prior omissions or miscalculations have been

found or to reflect changes in reporting practices. The counts shown here may therefore differ from those of reports issued previously.

- ! Unduplicated headcounts have been reported for continuing education credit programs at UH Mānoa since Fall 1993, Honolulu CC since Fall 1995 and at UH Hilo since Fall 1997. Prior to those dates registration (duplicated) counts were reported. Although unduplicated counts will be lower than duplicated counts, they are preferred and are used whenever available. *Registration counts for credit courses for the current semester are listed in the footnotes to the tables by UH unit.*
- ! Beginning in Fall 1999, regular credit reporting at UH Mānoa, UH Hilo and Honolulu CC was modified to include continuing education credit students. The counts subsequently reported in the regular credit student enrollment reports are unduplicated headcounts *as of the census date*. The credit counts reported in this report are *end-of-semester* unduplicated headcounts, and may include additional students who enrolled in continuing education credit courses after the census date.
- ! Reporting of student credit hour data makes calculation of full-time equivalent (FTE) enrollment possible for those campuses reporting credit data (Table 2). Prior to Fall 1994 however, student credit hour data were available for UH Mānoa only. Breakout by undergraduate / graduate has been available at UH Hilo since Fall 1997.
- ! Credit courses at Honolulu CC (SOCAD) are offered in four periods per year. Beginning Fall 1999, the count shown for Fall is the sum of Period III and Period IV. For prior years the count shown for Fall was Period IV only.
- ! UH Mānoa Public Events include a wide variety of program activities, from lectures and classes to films and concerts. While counts reported for lectures and classes are included in the tables, the counts for films and concerts, as well as certain other performance events, are generally excluded (see footnotes to Table 4). This same criteria may be applied to the data reported for other campuses, as deemed appropriate.
- ! In Fall 2000, historical data for Kapi'olani CC were adjusted to correct for systematic reporting irregularities. The numbers shown in Table 3 have been revised and may differ from reports issued previously.
- ! UH Hilo and Hawai'i CC data have been separated for all years shown.

SUMMARY AND HIGHLIGHTS

Enrollment in continuing education courses for the University of Hawai'i measured 18,529 for Fall 2001 (Table 1 & Figure 1). Registrations in non-credit courses totaled 16,464, while headcount enrollment in credit programs totaled 2,065 (credit registrations totaled 3,720). Non-credit program enrollment accounted for 88.9% of total continuing education enrollment, while credit programs accounted for 11.1%. The Fall 2001 total represents a 21.9% decline from the continuing education enrollment total reported for Fall 2000. **The reader is strongly advised to compare the Fall continuing education numbers together with those reported for Spring and Summer and to consider the Academic Year as a whole, especially when comparing data over time.**

Continuing Education enrollment at UH Mānoa totaled 4,346 for Fall 2001 (Table 4 & Figure 2). Credit courses accounted for 32.6% of the enrollment, while non-credit, community service and public events accounted for 67.4%. At UH Hilo, enrollment totaled 725, with credit courses accounting for 5.4% of enrollment (Table 5). Continuing education enrollment at the UH Community Colleges measured 13,458 for Fall 2001, with non-credit enrollment accounting for 95.5% of the total (Table 6). Honolulu CC was the only UH Community College with credit course offerings (SOCAD), accounting for 4.5% of the total UHCC continuing education enrollment (18.6% for the campus).

Continuing education at UH Mānoa includes credit courses administered by Outreach College, as well as non-credit courses, community service programs and public events (Table 4). Registrations in non-credit courses and programs totaled 2,112 and accounted for 72.1% of the total non-credit enrollment. Community Service programs accounted for 412 registrations, while lectures and discussions added another 404 registrations.

At UH Hilo, courses are broken down by credit and non-credit (Table 5). The unduplicated headcount in credit courses was 39; the credit registration count was 50. Credit courses were offered in Education, Fitness, Natural Science and Teacher Education. Programs for seniors accounted for 69.7% of the non-credit enrollment in Fall 2001.

At the UH Community Colleges, courses involving computer training, apprenticeship and business were the most popular, accounting for 17.1%, 12.1% and 11.1% of the UHCC continuing education enrollment total, respectively (Table 6 & Figure 4). The unduplicated headcount in credit courses offered by Honolulu CC (SOCAD) totaled 608 for Fall 2001; the registration count (sum of SOCAD Periods III and IV) was 1,174.

Continuing education enrollment in Fall 2001 was at the lowest level in ten years (Table 3 & Figure 1). However, at least some of this apparent decline is due to more exacting reporting standards. The reader is advised to exercise caution in drawing conclusions based upon the historical series. Differences in the quality of the data as well as changes in the reporting procedures allow for only a general comparison over time. Attempts to improve the reporting methods and quality of the data are ongoing.

Figure 1
Continuing Education and Community Service Enrollment
By UH Unit, Historical

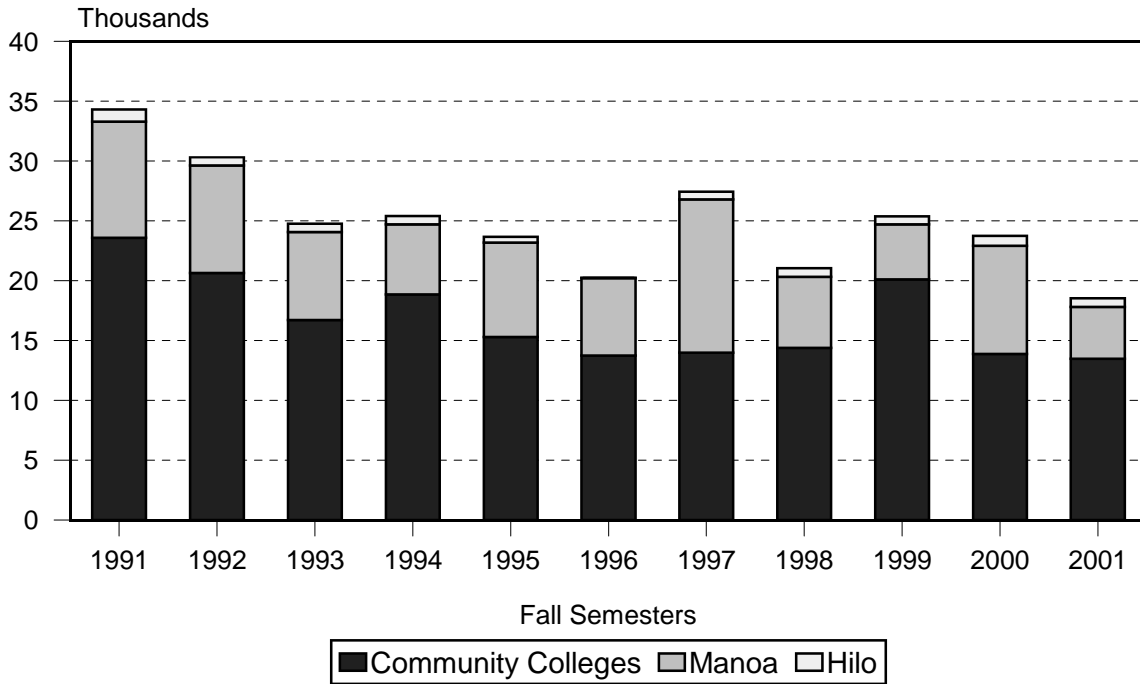


Figure 2
Continuing Education and Community Service Enrollment
By Campus, Fall 2001

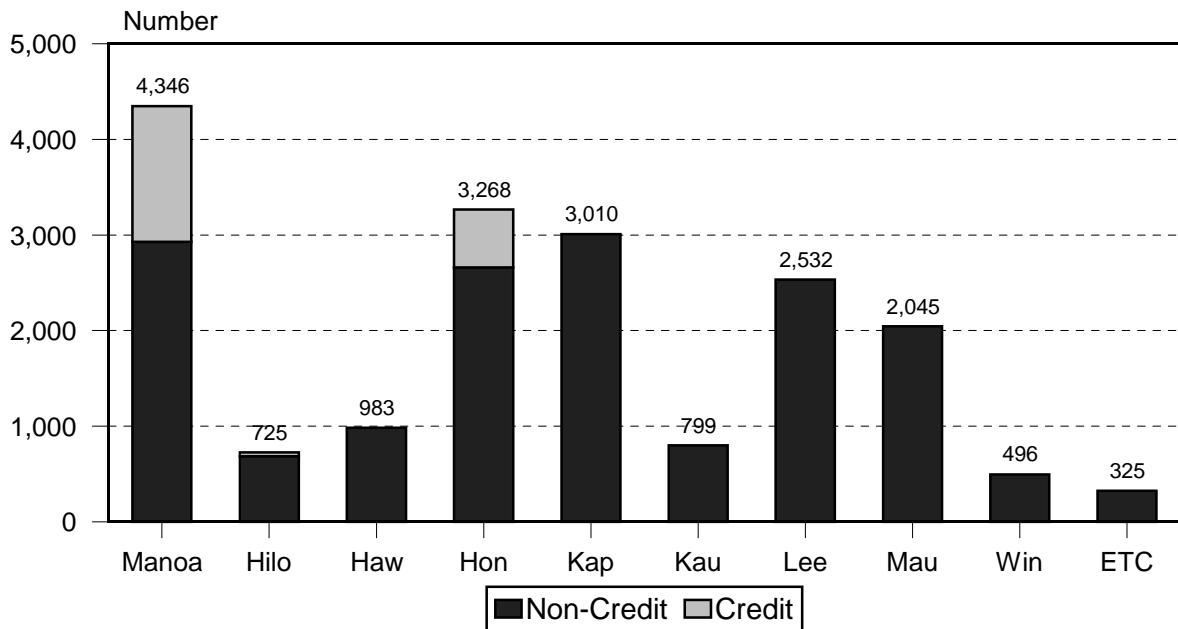


Figure 3
 Continuing Education Enrollment, By Campus,
 By Credit / Non-Credit, Fall 2001

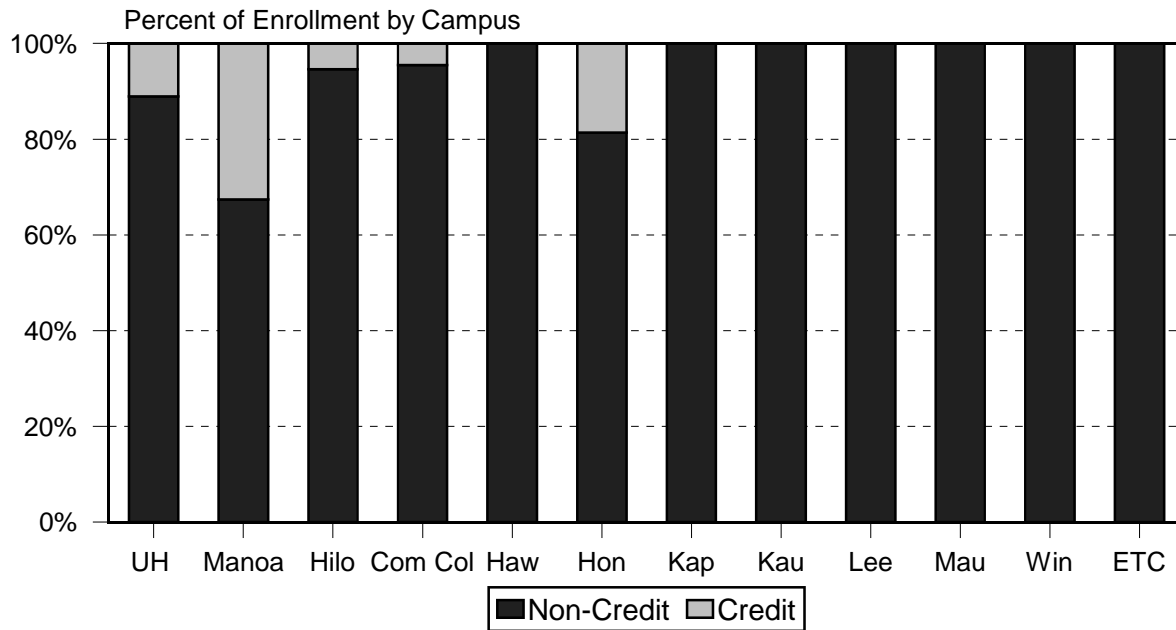


Figure 4
 Continuing Education Enrollment
 By Credit / Non-Credit, Historical

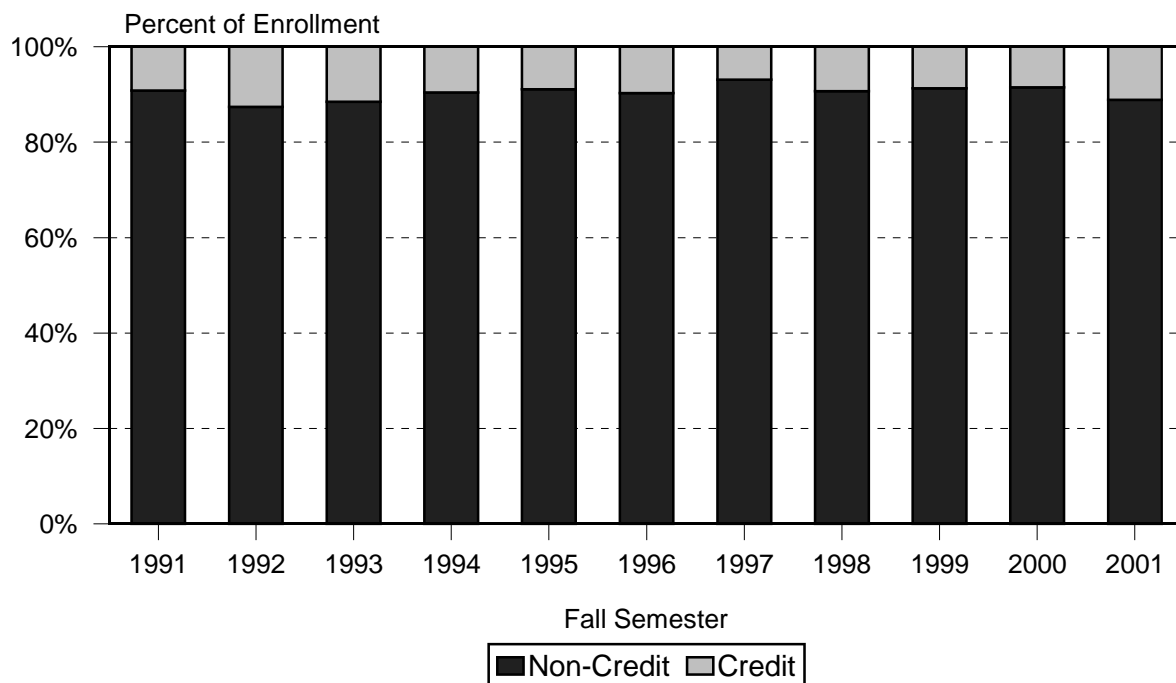
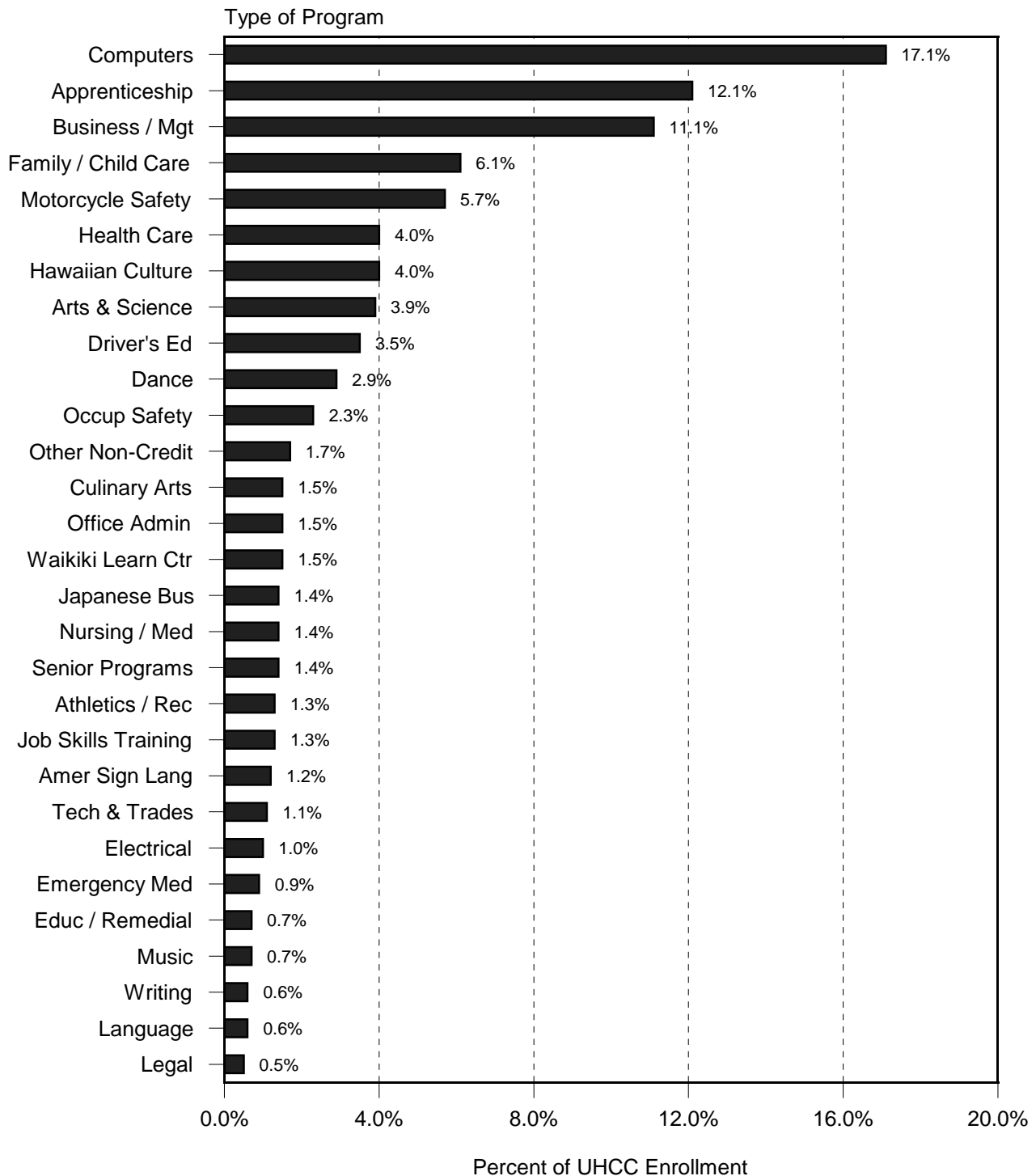


Figure 5
Most Popular Non-Credit Programs
UH Community Colleges, Fall 2001



Only programs representing 0.5% or more of the UHCC total are shown.

TABLE 1
CONTINUING EDUCATION AND COMMUNITY SERVICE ENROLLMENT
UNIVERSITY OF HAWAI'I, BY CAMPUS
FALL 2001

CAMPUS AND ED LEVEL	TOTAL		CREDIT 1/		NON-CREDIT 2/	
	No.	V%	No.	V%	No.	V%
TOTAL	18,529	100.0	2,065	100.0	16,464	100.0
H %		100.0		11.1		88.9
UH Manoa	4,346	23.5	1,418		2,928	17.8
H %		100.0		32.6		67.4
Credit Headcount			1,418	68.7		
Non-Credit Programs					2,112	12.8
Community Service					412	2.5
Public Events					404	2.5
UH Hilo	725	3.9	39	1.9	686	4.2
H %		100.0		5.4		94.6
Credit Headcount			39	1.9		
Conference Center					13	0.1
Continuing Education					195	1.2
Seniors Program					478	2.9
UH Community Colleges	13,458	72.6	608	29.4	12,850	78.0
H %		100.0		4.5		95.5
Hawai'i	983	5.3			983	6.0
Honolulu	3,268	17.6	608	29.4	2,660	16.2
Kapi'olani	3,010	16.2			3,010	18.3
Kaua'i	799	4.3			799	4.9
Leeward	2,532	13.7			2,532	15.4
Maui	2,045	11.0			2,045	12.4
Windward	496	2.7			496	3.0
ETC	325	1.8			325	2.0

Note: The counts shown here are a combination of headcounts (unduplicated enrollment counts) and registration counts (duplicated enrollment counts).

1/ Credit counts are unduplicated headcounts. Credit registrations totaled 3,720 for Fall 2001.

2/ Non-Credit counts are duplicated registration counts.

TABLE 2
 FULL-TIME EQUIVALENT (FTE) ENROLLMENT
 CONTINUING EDUCATION CREDIT COURSES
 UNIVERSITY OF HAWAI'I, BY CAMPUS
 FALL 1993 TO FALL 2001

YEAR AND CAMPUS	TOTAL	UH Manoa 1/			UH Hilo 2/			Honolulu CC 3/
		Sub- total	Under- grad	Grad- uate	Sub- total	Under- grad	Grad- uate	
1993	569	569	181	388				
H %	100.0	100.0	31.8	68.2				
1994	637	477	177	300	18			142
H %	100.0	74.9	27.8	47.1	2.8			22.3
1995	591	465	192	273	3			123
H %	100.0	78.7	32.5	46.2	0.5			20.8
1996	615	474	159	315	2			139
H %	100.0	77.1	25.9	51.2	0.3			22.6
1997	546	397	150	247	13	2	11	136
H %	100.0	72.7	27.5	45.2	2.4	0.4	2.0	24.9
1998	680	516	175	341	24	3	21	140
H %	100.0	75.9	25.7	50.2	3.5	0.4	3.1	20.6
1999	755	491	154	337	12		12	252
H %	100.0	65.0	20.4	44.6	1.6		1.6	33.4
2000	736	491	178	313	10		10	235
H %	100.0	66.7	24.2	42.5	1.4		1.4	31.9
2001	794	556	216	340	13	1	12	225
H %	100.0	70.0	27.2	42.8	1.6	0.1	1.5	28.3

1/ FTE calculated by dividing undergraduate SSH by 15 and graduate SSH by 12 for UH Manoa beginning Fall 1993 and UH Hilo beginning Fall 1997.

2/ Breakout by Undergraduate / Graduate added in Fall 2001; data for prior years recalculated.

3/ Includes SOCAD Periods III & IV, beginning Fall 1999; for prior years includes SOCAD Period IV only.

TABLE 3
CONTINUING EDUCATION AND COMMUNITY SERVICE ENROLLMENT
UNIVERSITY OF HAWAII, BY CAMPUS
FALL 1991 TO FALL 2001

FALL SEMESTER	1991	1992	1993	1994	1995	1996	1997	1998	1999	2000	2001
TOTAL	34,307	30,301	24,767	25,388	23,659	20,224	27,427	21,036	25,376	23,737	18,529
Credit	3,143	3,828	2,836	2,431	2,100	1,958	1,885	1,952	2,217	2,028	2,065
Non-Credit	31,164	26,473	21,931	22,957	21,559	18,266	25,542	19,084	23,159	21,709	16,464
UH Manoa 1/	9,712	8,973	7,348	5,864	7,894	6,469	12,816	5,926	4,619	9,037	4,346
Credit 2/	2,861	3,240	1,838	1,617	1,644	1,453	1,326	1,356	1,304	1,296	1,418
Non-Credit	6,851	5,733	5,510	4,247	6,250	5,016	11,490	4,570	3,315	7,741	2,928
Non-Credit Courses	6,851	5,733	5,510	4,247	4,585	3,922	4,491	3,865	3,291	5,225	2,112
CCECS 3/	6,851	5,733	5,510	4,247	4,585	3,922	4,491				
Outreach College 3/								3,865	3,291	5,225	2,112
Community Service 4/					1,665	1,094	6,999	705		1,507	412
Public Events 5/									24	1,009	404
UH Hilo 6/	1,015	684	718	686	477	23	629	728	658	828	725
Credit			73	91	19	11	74	109	33	40	39
Non-Credit	1,015	684	645	595	458	12	555	619	625	788	686
UH Community Colleges 7/ ...	23,580	20,644	16,701	18,838	15,288	13,732	13,982	14,382	20,099	13,872	13,458
Credit	282	588	925	723	437	494	485	487	880	692	608
Non-Credit	23,298	20,056	15,776	18,115	14,851	13,238	13,497	13,895	19,219	13,180	12,850
Hawai'i	341	468	411	404	460	917	969	1,072	1,491	1,104	983
Honolulu	3,271	3,499	3,407	3,917	3,271	3,022	3,283	3,317	2,761	3,616	3,268
Credit 8/	282	588	925	723	437	494	485	487	880	692	608
Non-Credit	2,989	2,911	2,482	3,194	2,834	2,528	2,798	2,830	1,881	2,924	2,660
Kapi'olani 9/	13,018	11,022	7,067	8,521	5,767	4,209	4,080	3,422	7,875	3,835	3,010
Kaua'i	832	30	464	391	531	215	340	1,019	1,120	634	799
Leeward	3,875	2,269	1,710	2,988	2,593	2,672	2,107	1,847	2,748	1,365	2,532
Maui	1,002	2,078	2,415	1,515	1,774	2,124	2,464	2,797	3,337	2,493	2,045
Windward	465	727	713	740	418	192	539	651	567	574	496
Employ Training Center	776	551	514	362	474	381	200	257	200	251	325

Note: The reader is advised to consider the entire year when reviewing time series data.

1/ UH Manoa historical series audited and corrected in Fall 1999.

2/ Unduplicated headcounts, beginning Fall 1993. Outreach College unduplicated end-of-semester headcount, beginning Fall 1998.

3/ College of Continuing Education and Community Service and Summer Session merged to form Outreach College of Continuing Education and Summer Sessions, effective Fall 1998.

4/ Community Service counts include the Lyceum program, the Statewide Cultural Exchange program, and the Collaborations in the Arts program.

5/ Public events include lectures and demonstrations; performance events, such as concerts, art shows, and films, are excluded.

6/ Unduplicated headcounts, beginning Fall 1997.

7/ UH Community College subtotal includes the Employment Training Center.

8/ Unduplicated headcounts, beginning Fall 1995.

9/ Non-credit counts for Kapi'olani CC for all years revised in Fall 2000.

TABLE 4
 OUTREACH COLLEGE OF CONTINUING EDUCATION AND SUMMER SESSIONS
 UNIVERSITY OF HAWAI'I AT MANOA
 FALL 2001

TYPE OF TERM	TOTAL		CREDIT 1/		NON-CREDIT 2/	
	No.	V%	No.	V%	No.	V%
TOTAL	4,346	100.0	1,418	100.0	2,928	100.0
H%		100.0		32.6		67.4
Outreach College Headcount Enrollment 1/	1,418	32.6	1,418	100.0		
Undergraduate	544	12.5	544	38.4		
Classified	353	8.1	353	24.9		
Unclassified	191	4.4	191	13.5		
Graduate	874	20.1	874	61.6		
Classified	414	9.5	414	29.2		
Unclassified	460	10.6	460	32.4		
Non-Credit Program Registrations 2/	2,928	67.4			2,928	100.0
Non-Credit Courses	2,112	48.6			2,112	72.1
Bridge International Program	4	0.1			4	0.1
Conferences	185	4.3			185	6.3
Courses & Workshops 3/	1,461	33.6			1,461	49.9
Elderhostel	34	0.8			34	1.2
Museum Visitors	238	5.5			238	8.1
New Intensive Course in English	166	3.8			166	5.7
Special English Program & Seminars	24	0.6			24	0.8
Community Service Activities	412	9.5			412	14.1
Statewide Extension Program	412	9.5			412	14.1
Public Events 4/	404	9.3			404	13.8
Lectures and Discussions	404	9.3			404	13.8

1/ The credit count is an unduplicated headcount of Outreach College enrollment for the Fall 2001 term measured at end-of-semester. The registration count was 2,496.

2/ The non-credit counts are registration counts, and may include multiple counting of individuals.

3/ Includes courses in art, dance, music, cooking, language, et cetera.

4/ Excluded events (including films, musical and cultural performances) totaled 880 for Fall 2001.

TABLE 5
CONTINUING EDUCATION AND COMMUNITY SERVICE ENROLLMENT
UNIVERSITY OF HAWAI'I AT HILO
FALL 2001

COURSE TYPE	TOTAL		CREDIT 1/		NON-CREDIT	
	No.	V%	No.	V%	No.	V%
TOTAL	725	100.0	39	100.0	686	100.0
H %		100.0		5.4		94.6
Conference Center	13	1.8			13	1.9
Elderhostel	13	1.8			13	1.9
Continuing Education	234	32.3	39	100.0	195	28.4
Education	5	0.7	5	12.8		
Fitness for Life	153	21.1	9	23.1	144	21.0
Natural Science	15	2.1	15	38.5		
Tai Chi	21	2.9			21	3.1
Teacher Education	10	1.4	10	25.6		
Writing	30	4.1			30	4.4
Seniors Program	478	65.9			478	69.7
Senior Net	53	7.3			53	7.7
Senior Institute	425	58.6			425	62.0

1/ The number shown for credit courses is an unduplicated headcount;
the registration count was 50.

TABLE 6
CONTINUING EDUCATION AND COMMUNITY SERVICE ENROLLMENT
UNIVERSITY OF HAWAII COMMUNITY COLLEGES
FALL 2001

PROGRAM AND CAMPUS 1/	TOTAL		Hawai'i		Honolulu		Kapi'olani		Kaua'i		Leeward		Maui		Windward		ETC	
	No.	V%	No.	V%	No.	V%	No.	V%	No.	V%	No.	V%	No.	V%	No.	V%	No.	V%
TOTAL	13,458	100.0	983	100.0	3,268	100.0	3,010	100.0	799	100.0	2,532	100.0	2,045	100.0	496	100.0	325	100.0
H%		100.0		7.3		24.3		22.4		5.9		18.8		15.2		3.7		2.4
CREDIT HEADCOUNT (SOCAD) 2/	608	4.5			608	18.6												
NON-CREDIT REGISTRATIONS 3/	12,850	95.5	983	100.0	2,660	81.4	3,010	100.0	799	100.0	2,532	100.0	2,045	100.0	496	100.0	325	100.0
Agriculture / Landscaping	22	0.2										22	1.1					
American Sign Language	166	1.2					166	5.5										
Apprenticeship / Journeyworker.....	1,628	12.1	18	1.8	1,522	46.6			55	6.9			33	1.6				
Arts and Crafts	50	0.4										50	2.4					
Arts and Sciences	522	3.9					522	17.3										
Athletics and Recreation	176	1.3										149	7.3	27	5.4			
Automotive	49	0.4	8	0.8	29	0.9			12	1.5								
Building Maintenance	12	0.1															12	3.7
Business, Investment & Mgt	1,488	11.1	20	2.0			885	29.4	48	6.0	192	7.6	252	12.3	91	18.3		
Commercial Drivers License	475	3.5	70	7.1							365	14.4					40	12.3
Computers	2,303	17.1	130	13.2	74	2.3	353	11.7	558	69.8	376	14.8	576	28.2	50	10.1	186	57.2
Culinary Arts / Food Prep	207	1.5	17	1.7			126	4.2					50	2.4			14	4.3
Dance	396	2.9									57	2.3	339	16.6				
Education / Remedial Ed	96	0.7	43	4.4			53	1.8										
Electrical	132	1.0	13	1.3	99	3.0							20	1.0				
Emergency Medical Service	125	0.9					125	4.2										
English Language	28	0.2	28	2.8														
Family / Child Care	823	6.1	155	15.8	625	19.1									43	8.7		
Hawaiian Music, Lang & Culture	532	4.0									439	17.3	93	4.5				
Health Care / Science	542	4.0	34	3.5			190	6.3	36	4.5	228	9.0	54	2.6				
Interpret Hawai'i	40	0.3					4	0.1					36	1.8				
Japanese Business & Language	191	1.4					191	6.3										
Job Skills Training	171	1.3	106	10.8					26	3.3			25	1.2			14	4.3
Language and Culture.....	82	0.6							23	2.9			59	2.9				
Legal	65	0.5					65	2.2										
Media Arts	32	0.2											32	1.6				
Motorcycle Safety Ed Program	772	5.7									772	30.5						
Music	88	0.7					9	0.3	18	2.3			32	1.6	29	5.8		
Nursing / Medicine	188	1.4					121	4.0					34	1.7			33	10.2
Occupational Safety / Environ	303	2.3	72	7.3	193	5.9					38	1.5						
Office Admin / Clerical	202	1.5	110	11.2									66	3.2			26	8.0
Real Estate	47	0.3			23	0.7							24	1.2				
Senior Citizens	187	1.4													187	37.7		
Technology & Trades	144	1.1	110	11.2	27	0.8			7	0.9								
Telecommunications	37	0.3			37	1.1												
Visitor Industry	14	0.1	14	1.4														
Waikiki Life-Long Learning	200	1.5					200	6.6										
Writing	83	0.6							9	1.1			5	0.2	69	13.9		
Other Non-Credit	232	1.7	35	3.6	31	0.9			7	0.9	65	2.6	94	4.6				

1/ Program categories follow campus guidelines wherever possible. Some data were assigned to categories on an educated basis.

2/ The credit count for Honolulu Community College is an unduplicated headcount, measured at end-of-semester. The end-of-semester registration count for Fall 2001 was 1,174.

3/ Non-Credit counts are registration counts.