

**CONTINUING EDUCATION AND
COMMUNITY SERVICE ENROLLMENT
UNIVERSITY OF HAWAI'I
SPRING 1997**

Institutional Research Office
University of Hawai'i
July 1997

File Reference: Management and Planning Support Folder, Enrollment

Reports now available online at: www2.hawaii.edu/iro/

CONTINUING EDUCATION AND COMMUNITY SERVICE ENROLLMENT UNIVERSITY OF HAWAII, SPRING 1997

This report presents information on enrollment in courses offered by the College of Continuing Education and Community Service at UH Mānoa, by Continuing Education and Summer Session at UH Hilo, and by the Offices of Community Service at the UH Community Colleges. Information is presented for each campus, with breakdown by credit and non-credit course activity. Breakdown by educational level is provided for UH Mānoa and by program type for UH Hilo and the UH Community Colleges. Historical data are presented for the period from Spring 1987 to Spring 1997 for all campuses.

REPORTING METHODOLOGY

Enrollment reporting for continuing education courses differs markedly from that for regular students. First, while the data reported include some credit activity, the vast majority of the courses offered are non-credit. Second, courses vary in duration, from as short as a single session to as long as several months. Third, courses are offered on a continuous basis, with students enrolling throughout the reporting period. The academic semesters (Fall, Spring and Summer) used for reporting regular credit programs do not correspond well to the actual periods of study for continuing education courses. Therefore, the reporting periods used for continuing education courses are somewhat arbitrary, with cut-off dates established to facilitate timeliness of reporting. Fourth, the data presented here are routinely collected every semester from the individual campuses via a survey instrument. Responsibility for the accuracy of the data, as well as for making determinations as to what kinds of data to report, rest largely with the individual campuses. Fifth, for non-credit courses there are generally no strict admission criteria - anyone with an interest may enroll in a course. Sixth, hours earned in a non-credit course or sequence of courses do not lead to a college degree. Seventh and finally, students who enroll in more than one course at a particular campus within the same reporting period are counted for each course entered. **Therefore, with a few exceptions (such as the credit courses offered at UH Mānoa and Honolulu CC), the data provide registration counts rather than unduplicated headcounts.**

In addition to these differences, certain other characteristics of the data merit comment. The most important of these characteristics are highlighted, as follows:

- In Spring 1987, certain data were listed in the footnotes to Table 1 in the UH system enrollment report. This practice was subsequently discontinued. Footnoted data for this year has been included in the counts in Table 3.
- Unduplicated headcounts have been provided for CCECS credit and non-credit programs at UH Mānoa only since Spring 1994. Prior to that date, registration (duplicated) counts were used. Unduplicated headcounts for spring credit courses at Honolulu CC have been provided since Spring 1995.

Unduplicated counts at UH Hilo are not yet available. Although unduplicated headcounts will be lower than registration counts, they are preferred and are listed in the tables wherever possible. Registration counts for these line items are listed in the footnotes to the tables.

- Reporting of student credit hour data has made calculation of FTE possible for those campuses reporting credit data (Table 2). Prior to Spring 1995 however, student credit hour data were available for UH Mānoa only. Breakdown by educational level for UH Mānoa has been available only since Spring 1993.
- The continuing education counts for UH Mānoa have included data on Community Service programs only since Spring 1996. The inclusion of these counts results in a significant increase in the total enrollment count at UH Mānoa. Although Community Service programs have been in operation for a number of years, enrollment information for those programs for prior spring semesters is not available; no adjustments for prior years have been made.
- Credit data included in the tallies submitted by UH Hilo CCECS have not been consistently identified. Non-credit tallies for semesters prior to Spring 1994 may include unidentified credit data.
- Due to differences in course scheduling and the timing of reporting, counts shown here for Kapi'olani CC were reported for the Fall 1996 semester. Reports for Kapi'olani CC routinely lag one semester behind.

HIGHLIGHTS

Enrollment in continuing education courses for the University of Hawai'i measured 53,920 for Spring 1997. UH Mānoa recorded the highest single campus figure at 32,539, with Leeward CC next at 4,722 and Honolulu CC third at 4,411 (Table 1). Non-credit courses accounted for 95.8% of all enrollment, with credit courses accounting for 4.2%. At UH Mānoa, credit courses accounted for 5.6% of all enrollment, while at UH Hilo they measured 8.3%. Honolulu CC was the only community college campus to report credit courses, at 8.4% of total enrollment (Table 6).

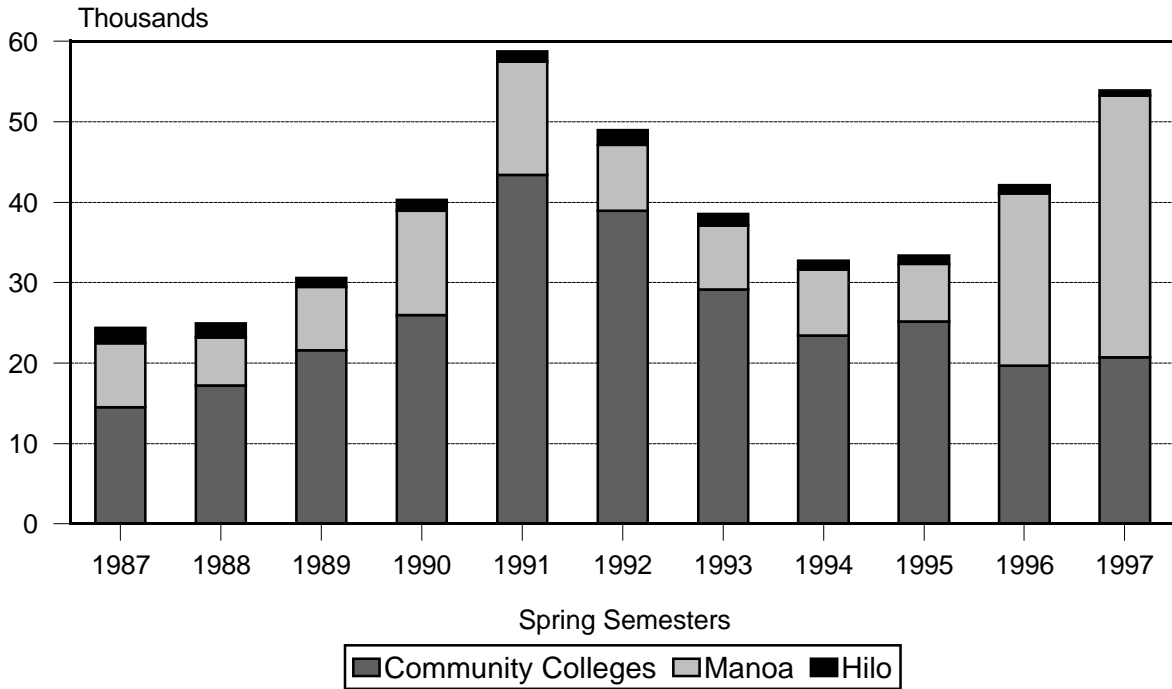
Continuing education enrollment grew from 24,347 in Spring 1987 to 58,771 in Spring 1991 (Table 3 & Figure 1). Subsequently, enrollment declined to 32,687 in Spring 1994 before increasing to 53,920 in Spring 1997. As previously noted, the addition of Community Service enrollment counts beginning in Spring 1996 boosted enrollment counts at UH Mānoa. The reader should be advised that improvements in the quality of the data as well as in the reporting procedures allow for only a general comparison of enrollment levels over time. The reporting becomes more complete and standardized each year.

Continuing education at UH Mānoa consists of three broad categories of courses:

credit courses, non-credit courses and community service programs (Table 4). The credit courses are divided into two accelerated and two credit special terms. The credit counts are unduplicated headcounts. These courses are delivered to over 170 different sites throughout Hawai'i, the U.S. mainland and foreign countries (Table 4B). Community Service programs are offered through the Lyceum Program and the Statewide Cultural Extension Program. Community Service counts are registration counts.

At UH Hilo (Table 5), breakdown by type of course shows that for Spring 1997 the Senior Program (40.7%) and Conference Center (38.5%) courses had the highest percentages of enrollment, followed by ESL (6.0%) and Education (5.6%). At the UH Community Colleges (Table 6), courses involving computer training accounted for 23.0% of total enrollment. Drivers training was next highest at 12.7%, with Apprenticeship programs next at 6.7%.

Figure 1
Continuing Education and Community Service Enrollment



Note: This chart combines headcounts & registration counts.

Figure 2
Continuing Ed Enrollment, By Percent Credit / Non-Credit

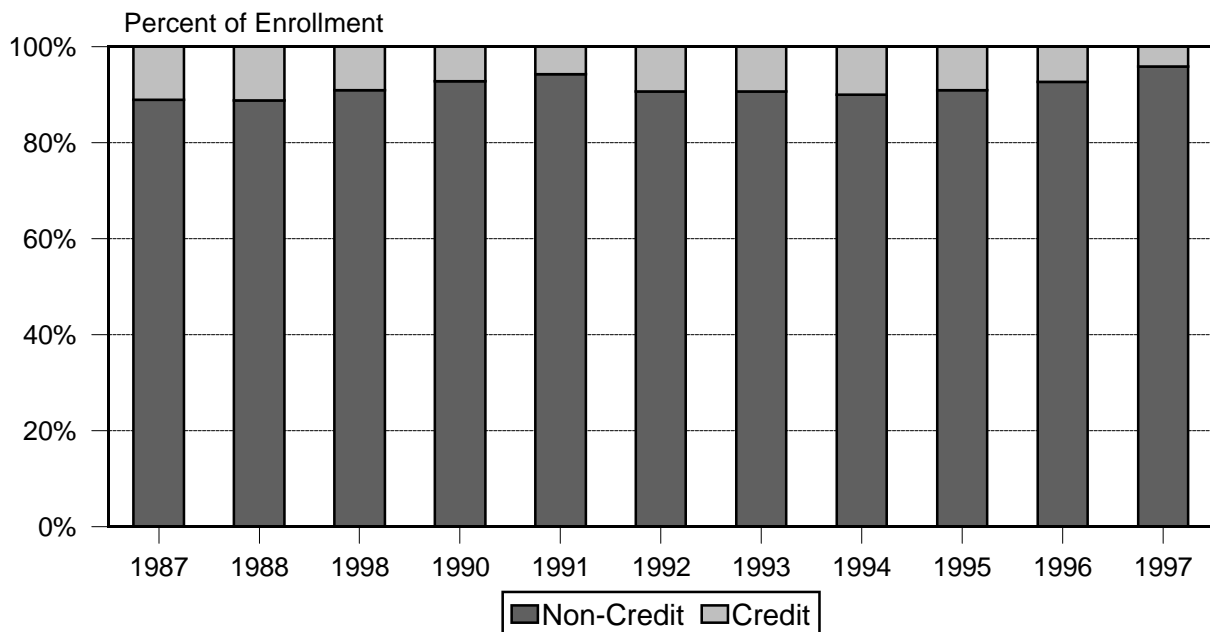


Figure 3
Continuing Ed Enrollment, By Campus, Spring 1997

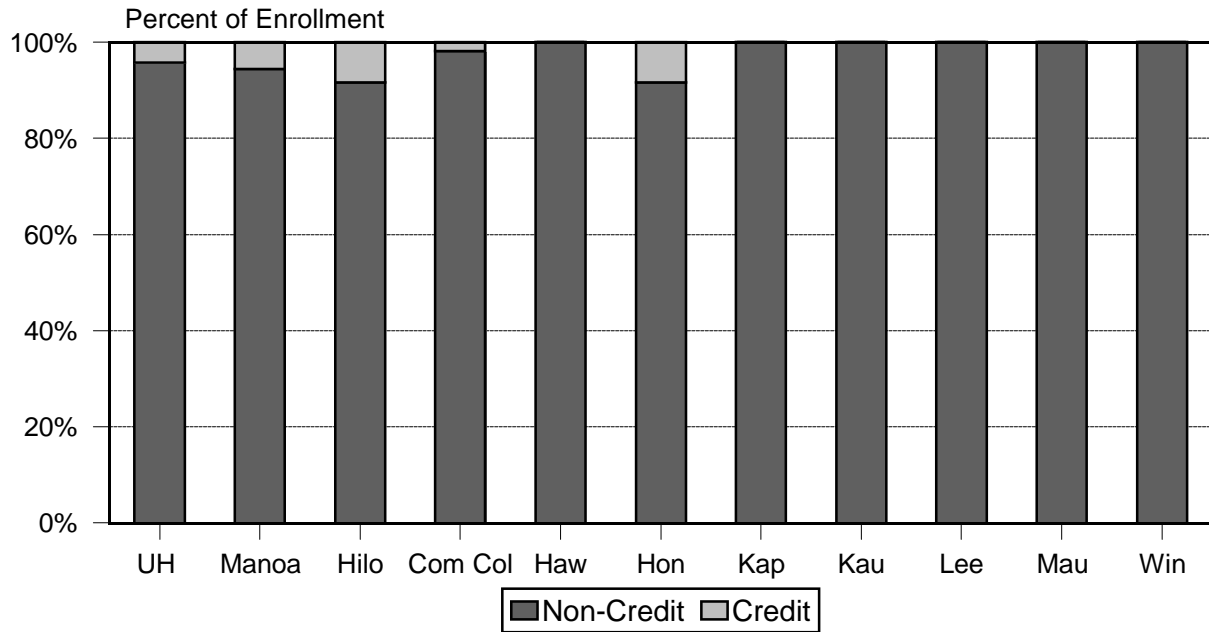
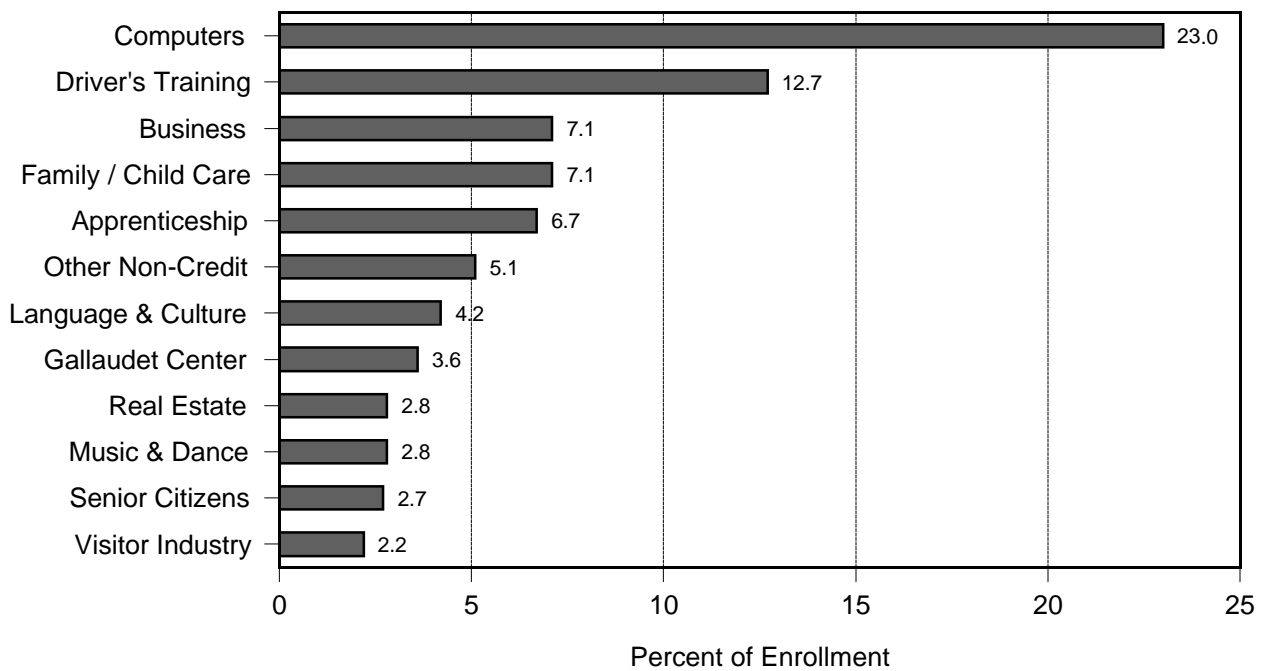


Figure 4
Programs at the UH Community Colleges, Spring 1997



Only programs above 2% of the total are shown.

TABLE 1
CONTINUING EDUCATION AND COMMUNITY SERVICE ENROLLMENT
UNIVERSITY OF HAWAII, BY CAMPUS
SPRING 1997

CAMPUS AND ED LEVEL	TOTAL		CREDIT		NON-CREDIT	
	No.	V%	No.	V%	No.	V%
TOTAL 1/	53,920	100.0	2,249	100.0	51,671	100.0
H %		100.0		4.2		95.8
UH Manoa 2/	32,539	60.4	1,822	81.0	30,717	59.5
H %		100.0		5.6		94.4
Undergraduates	755	1.4	755	33.6		
Graduates	1,067	2.0	1,067	47.4		
CCECS Non-Credit	5,768	10.7			5,768	11.2
Community Service	24,949	46.3			24,949	48.3
UH Hilo	702	1.3	58	2.6	644	1.3
H %		100.0		8.3		91.7
UH Community Colleges	20,679	38.4	369	16.4	20,310	39.3
H %		100.0		1.8		98.2
Hawai'i	1,604	3.0			1,604	3.1
Honolulu 2/	4,411	8.2	369	16.4	4,042	7.8
Kapi'olani	4,209	7.8			4,209	8.1
Kaua'i	847	1.6			847	1.6
Leeward	4,722	8.8			4,722	9.1
Maui	3,345	6.2			3,345	6.5
Windward	846	1.6			846	1.6
ETC	695	1.3			695	1.3

1/ Credit and CCECS non-credit counts for UH Manoa and credit counts for Honolulu CC are unduplicated headcounts. All other counts are registration counts, and may include multiple counting of individual students.

2/ These counts have been adjusted to reflect revised data for Fall 1996 semester.

TABLE 2
 FTE ENROLLMENT
 CONTINUING EDUCATION CREDIT COURSES
 UNIVERSITY OF HAWAI'I
 SPRING 1993 TO SPRING 1997

YEAR AND CAMPUS	TOTAL	UH Manoa 1/			UH Hilo 2/	Honolulu CC 2/
		Subtotal	Undergrad	Graduate		
1993	805	805	272	533		
H %	100.0	100.0	33.8	66.2		
1994	682	682	229	453		
H %	100.0	100.0	33.6	66.4		
1995	834	675	211	464	42	117
H %	100.0	81.0	25.3	55.7	5.0	14.0
1996	886	761	304	457	14	111
H %	100.0	85.9	34.3	51.6	1.6	12.5
1997	674	561	230	331	8	105
H %	100.0	83.2	34.1	49.1	1.2	15.6

1/ FTE calculated by dividing undergraduate SSH by 15 and graduate SSH by 12.

Data include adjustments for prior Fall semesters.

2/ FTE data first available for spring semesters in Spring 1995.

TABLE 3
CONTINUING EDUCATION AND COMMUNITY SERVICE ENROLLMENT
UNIVERSITY OF HAWAI'I, BY CAMPUS
SPRING 1987 - 1997

SPRING SEMESTER	1987	1988	1989	1990	1991	1992	1993	1994	1995	1996	1997
TOTAL 1/	24,347	24,929	30,606	40,265	58,771	48,953	38,574	32,687	33,334	42,087	53,920
Credit	2,714	2,786	2,788	2,936	3,388	4,596	3,640	3,289	3,046	3,117	2,249
Non-Credit	21,633	22,143	27,818	37,329	55,383	44,357	34,934	29,398	30,288	38,970	51,671
UH Manoa (CCECS)	7,975	5,984	7,885	12,947	14,129	8,130	7,965	8,202	7,144	21,429	32,539
Credit 2/	2,437	2,249	2,572	2,516	2,615	3,482	2,750	2,282	2,351	2,542	1,822
Non-Credit 2/	5,538	3,735	5,313	10,431	11,514	4,648	5,215	5,920	4,793	6,213	5,768
Community Service 3/ ...										12,674	24,949
UH Hilo	1,851	1,748	1,152	1,328	1,286	1,860	1,444	1,103	996	990	702
Credit	83	77						210	254	165	58
Non-Credit	1,768	1,671	1,152	1,328	1,286	1,860	1,444	893	742	825	644
UH Community Colleges 4/	14,521	17,197	21,569	25,990	43,356	38,963	29,165	23,382	25,194	19,668	20,679
Hawai'i	694	559	574	1,161	581	786	622	617	829	506	1,604
Honolulu	2,438	2,639	4,449	5,731	5,099	5,530	5,044	4,574	5,056	4,697	4,411
Credit 5/			216	420	773	1,114	890	797	441	410	369
Non-Credit	2,438	2,639	4,233	5,311	4,326	4,416	4,154	3,777	4,615	4,287	4,042
Kapi'olani	5,756	3,139	7,206	7,527	11,869	13,018	11,022	7,067	8,521	5,767	4,209
Kaua'i	692	776	1,287	1,163	3,297	1,728	969	856	685	400	847
Leeward	625	1,299	1,794	4,809	17,742	12,002	6,019	4,039	4,672	3,832	4,722
Maui	660	1,126	1,630	2,125	1,684	3,221	2,938	3,945	3,506	3,113	3,345
Windward	626	831	920	1,360	1,301	1,228	1,372	1,187	1,294	460	846
Other	3,030	6,828	3,709	2,114	1,783	1,450	1,179	1,097	631	893	695
ETC	3,030	6,828	3,709	2,114	1,783	1,450	1,179	1,097	631	893	695
Credit	194	460									
Non-Credit	2,836	6,368	3,709	2,114	1,783	1,450	1,179	1,097	631	893	695

1/ All counts are registration counts (i.e. duplicated) unless otherwise indicated.

2/ Unduplicated counts, beginning Spring 1994.

3/ Community Service counts for UH Manoa first reported in Spring 1996.

4/ Figures given are non-credit registration counts unless otherwise indicated.

5/ Unduplicated counts, beginning Spring 1995.

TABLE 4
CONTINUING EDUCATION AND COMMUNITY SERVICE ENROLLMENT
UNIVERSITY OF HAWAI'I AT MANOA
SPRING 1997

TYPE OF TERM	TOTAL		CREDIT 1/		NON-CREDIT	
	No.	V%	No.	V%	No.	V%
TOTAL 2/	32,539	100.0	1,822	100.0	30,717	100.0
H %		100.0		5.6		94.4
Winter Accelerated.....	177	0.5	177	9.7		
Winter Credit Special	193	0.6	193	10.6		
Spring Accelerated.....	261	0.8	261	14.3		
Spring Credit Special	1,191	3.7	1,191	65.4		
CCECS Non-Credit	5,768	17.7			5,768	18.8
Community Service 3/	24,949	76.7			24,949	81.2

1/ Credit counts have been adjusted to tie with those given in Table 1.

2/ Counts have been adjusted to account for differences in mid-term and end-of-term counts for the Fall 1996 semester.

3/ Community Service registrations first reported Spring 1996. This count excludes attendance at cultural performances, estimated for Spring 1997 at 8,126.

Note: Credit and CCECS non-credit numbers are unduplicated headcounts. UH Manoa reported 2,604 registrations for credit courses and 7,412 registrations for CCECS non-credit courses for Spring 1997.

TABLE 4A
DISTANCE EDUCATION CREDIT ENROLLMENT BY SITE
UNIVERSITY OF HAWAI'I AT MANOA
SPRING 1997

ISLAND / CAMPUS	HEADCOUNTS	REGISTRATIONS
TOTAL	1,822	2,604
Neighbor Islands 1/	543	739
Other Sites 2/	1,279	1,865
Hawai'i	64	79
UH Hilo	38	53
West Hawai'i Site	3	3
Other Hawai'i	23	23
Kaua'i	42	48
Kaua'i CC	42	48
Maui	414	576
Maui CC	271	423
Other Maui	143	153
Molokai	22	35
Molokai HITS	19	28
Other Molokai	3	7
Lanai	1	1
Lanai HITS	1	1

Note: Headcounts are unduplicated enrollment counts, whereas registrations are duplicated enrollment counts.

1/ The headcount shown here is a subset of the credit count reported in Table 1 and Table 4.

2/ Includes O'ahu, U.S. mainland and foreign country sites.

TABLE 5
CONTINUING EDUCATION AND COMMUNITY SERVICE ENROLLMENT
UNIVERSITY OF HAWAII AT HILO
SPRING 1997

COURSE TYPE 1/	TOTAL		CREDIT		NON-CREDIT	
	No.	V%	No.	V%	No.	V%
TOTAL	702	100.0	58	100.0	644	100.0
H %				8.3		91.7
Business & Prof	8	1.1			8	1.2
Conference Center ...	270	38.5			270	41.9
Education	39	5.6	39	67.2		
ESL	42	6.0			42	6.5
Natural Science	19	2.7	19	32.8		
Paralegal	38	5.4			38	5.9
Senior programs	286	40.7			286	44.4

1/ Data were assigned to categories on an educated basis.

TABLE 6
CONTINUING EDUCATION AND COMMUNITY SERVICE ENROLLMENT
UNIVERSITY OF HAWAII COMMUNITY COLLEGES
SPRING 1997

PROGRAM AND CAMPUS 1/	TOTAL		Hawai'i		Honolulu		Kapi'olani		Kaua'i		Leeward		Maui		Windward		ETC	
	No.	V%	No.	V%	No.	V%	No.	V%	No.	V%	No.	V%	No.	V%	No.	V%	No.	V%
TOTAL	20,679	100.0	1,604	100.0	4,411	100.0	4,209	100.0	847	100.0	4,722	100.0	3,345	100.0	846	100.0	695	100.0
H%		100.0		7.8		21.3		20.4		4.1		22.8		16.2		4.1		3.4
CREDIT (SOCAD) 2/	369	1.8			369	8.4												
NON-CREDIT	20,310	98.2	1,604	100.0	4,042	91.6	4,209	100.0	847	100.0	4,722	100.0	3,345	100.0	846	100.0	695	100.0
Aeronautics	2	<0.1			2	<0.1												
Agriculture	86	0.4	12	0.7								62	1.9				12	1.7
American Sign Language	161	0.8					161	3.8										
Apprenticeship	1,377	6.7	150	9.4	931	21.1						296	8.8					
Arts / Recreation	261	1.3										143	4.3	118	13.9			
Automotive	59	0.3			13	0.3											46	6.6
Business Management	1,461	7.1	146	9.1			441	10.5	348	41.1	275	5.8	243	7.3			8	1.2
Computers	4,761	23.0	332	20.7	710	16.1	1,325	31.5	178	21.0	919	19.5	1,188	35.5	74	8.7	35	5.0
Driver's Training / CDL	2,616	12.7			122	7.6					2,458	52.1	36	1.1				
Education	324	1.6	145	9.0							159	3.4	20	0.6				
Electrical	207	1.0			204	4.6							3	0.1				
English as a Second Language ...	64	0.3	26	1.6							38	0.8						
Family / Child Care	1,459	7.1	202	12.6	1,251	28.4											6	0.9
Food Preparation	186	0.9									62	1.3	44	1.3	23	2.7	57	8.2
Gallaudet Center on Deafness	750	3.6					750	17.8										
Health Care	173	0.8	16	1.0							128	2.7	12	0.4	9	1.1	8	1.2
Humanities	298	1.4					298	7.1										
Interpret Hawai'i	153	0.7					153	3.6										
Job Training	393	1.9	193	12.0									81	2.4			119	17.1
Language and Culture	864	4.2			59	1.3	356	8.5			353	7.5	96	2.9				
Motorcycle Safety Ed Program ...	243	1.2															243	35.0
Music and Dance	573	2.8											553	16.5	20	2.4		
Nat'l Assn Securities Dealers	95	0.5					95	2.3										
Office / Clerical	132	0.6									38	0.8					94	13.5
OSHA	139	0.7	30	1.9							109	2.3						
Personal Improvement	352	1.7							185	21.8			139	4.2	28	3.3		
Real Estate	588	2.8					366	8.7			132	2.8	19	0.6	71	8.4		
Senior Citizens	550	2.7			385	8.7	39	0.9							126	14.9		
Technological	178	0.9			111	2.5											67	9.6
Tours / Walking Tours	115	0.6													115	13.6		
Visitor Industry	465	2.2	211	13.2					111	13.1			143	4.3				
Writing	164	0.8											28	0.8	136	16.1		
Other Non-Credit	1,061	5.1	19	1.2	376	8.5	225	5.3	25	3.0	51	1.1	239	7.1	126	14.9		

1/ Program categories are not well-defined for most campuses. Data were assigned to categories on an educated basis.

2/ The credit count for Honolulu Community College is an unduplicated headcount. All other counts are registration (duplicated) counts.

Note: Honolulu CC reported 520 registrations in SOCAD credit courses for Spring 1997.