

**CONTINUING EDUCATION AND  
COMMUNITY SERVICE ENROLLMENT  
UNIVERSITY OF HAWAI'I  
SUMMER 1997**

Institutional Research Office  
University of Hawai'i  
February 1998

File Reference: Management and Planning Support Folder, Enrollment

Reports now available online at: [www2.hawaii.edu/iro/](http://www2.hawaii.edu/iro/)

# CONTINUING EDUCATION AND COMMUNITY SERVICE ENROLLMENT UNIVERSITY OF HAWAI'I, SUMMER 1997

---

This report presents information on enrollment in courses offered by the Colleges of Continuing Education and Community Service at UH Mānoa and UH Hilo, and by the Offices of Community Service at the UH Community Colleges. Information is presented for each campus, with breakdown by credit and non-credit course activity. For Summer 1997, breakdown by educational level is provided for UH Mānoa, and by program type for UH Hilo and the UH Community Colleges. Historical data are presented for the Summer Sessions from 1987 to 1997.

## REPORTING METHODOLOGY

Enrollment reporting for continuing education courses differs markedly from that for regular students. First, while the data reported include some credit activity, the vast majority of the courses offered are non-credit. Second, courses vary in duration, from as short as a single session to as long as several months. Third, courses are offered on an ongoing basis, with students enrolling throughout the reporting period. The academic semesters (Fall, Spring and Summer) used for reporting regular credit programs do not correspond well to the actual periods of study for continuing education courses. Therefore, the reporting periods used for continuing education courses are somewhat arbitrary, with cut-off dates established to facilitate timeliness of reporting. Fourth, the data presented here are routinely collected every semester from the individual campuses via a survey instrument. Responsibility for the accuracy of the data, as well as for making determinations as to the kinds of data to report, rest largely with the individual campuses. Fifth, for non-credit courses there are generally no strict admission criteria - anyone with an interest may enroll in a course. Sixth, hours taken in a course or sequence of courses generally do not lead to a college degree. Seventh, students enrolled in more than one course at a particular campus within the same reporting period are counted each time they enroll. Therefore, with a few exceptions (such as the credit courses offered at UH Mānoa and Honolulu CC) the data provide registration counts rather than unduplicated headcounts.

## NOTES ABOUT THE DATA

In addition to these differences, certain other characteristics of the data merit comment. The most important of these characteristics are highlighted, as follows:

- For Summer 1987, certain data were listed in the footnotes to Table 1 in the UH system enrollment report. This practice was subsequently discontinued. Footnoted data for these years have been included in the counts appearing in this report in Table 3. Therefore, the counts reported here for Summer 1987 may differ from those given in MAPS reports published previously.

- In compiling Table 3, recounts and other adjustments were made where prior omissions or miscalculations were found. The counts shown here may therefore differ from those of reports published previously.
- Unduplicated headcounts have been reported for CCECS credit and non-credit programs at UH Mānoa only since Summer 1994. Prior to that date, duplicated registration counts were used. Unduplicated headcounts for Summer credit courses at Honolulu CC have been reported only since Summer 1995. Unduplicated counts at UH Hilo are not yet available. Although unduplicated counts will be lower than duplicated counts, they are preferred and are used whenever possible.
- Reporting of student credit hour data makes calculation of FTE possible for those campuses reporting credit data (Table 2). Prior to Summer 1995 however, student credit hour data were available for UH Mānoa only.
- Credit data included in the tallies submitted by UH Hilo CCECS were not consistently identified prior to Summer 1994. Non-credit tallies for summer terms prior to Summer 1994 may therefore include unidentified credit data.
- Although UH Mānoa Summer Session activities take place throughout the academic year, the data are reported only in the summer. Therefore, the counts shown here for UH Mānoa Summer Session may include activities which took place earlier in the academic year.
- UH Mānoa Summer Session Public Events include a wide variety of program activities, from lectures and workshops to films and concerts. While counts reported for lectures and workshops are included in the tables, the counts for films and concerts, as well as certain other performance events, are generally excluded.
- UH Hilo and Hawai'i CC data have been separated for all summer sessions shown.

Figure 1  
Continuing Education and Community Service Enrollment

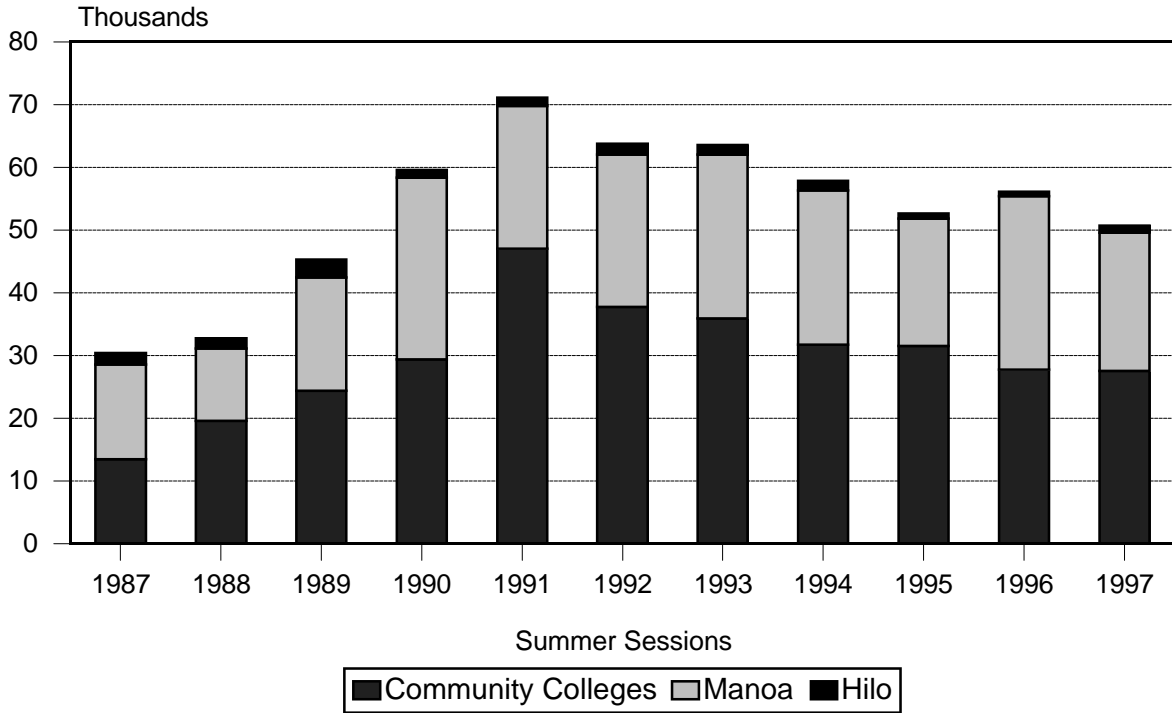


Figure 2  
Continuing Ed Enrollment, By Percent Non-Credit / Credit

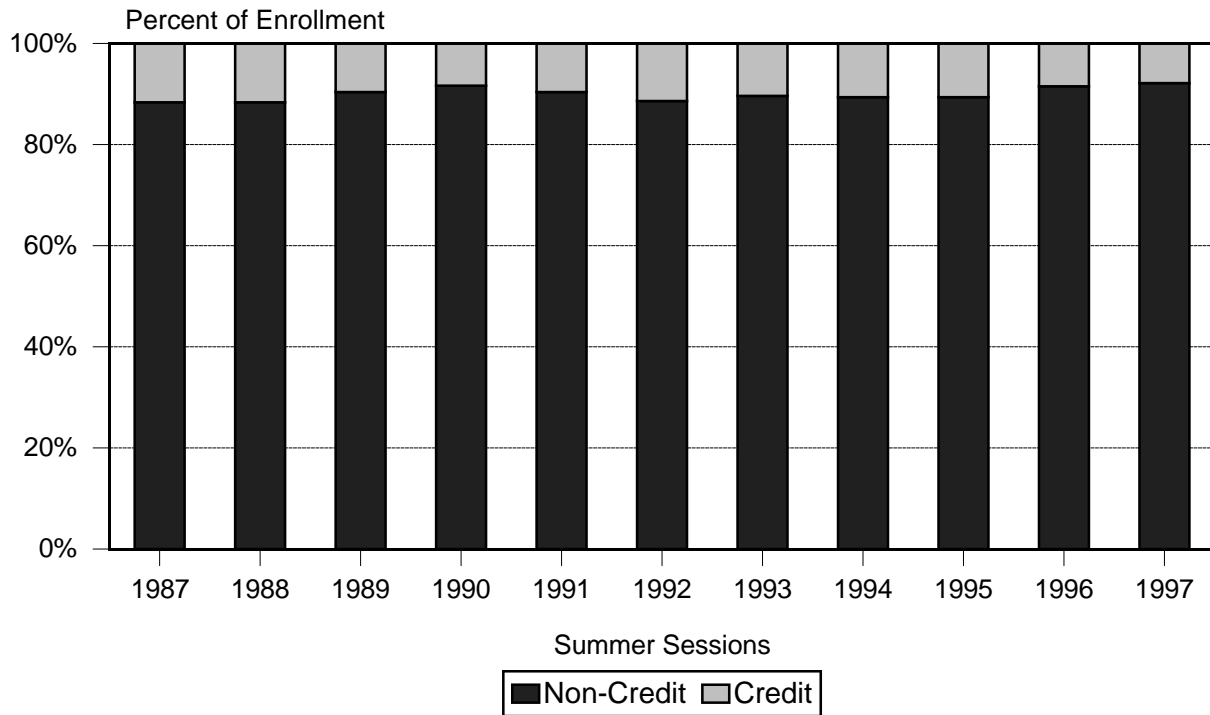


Figure 3  
Continuing Ed Enrollment, By Campus, Summer 1997

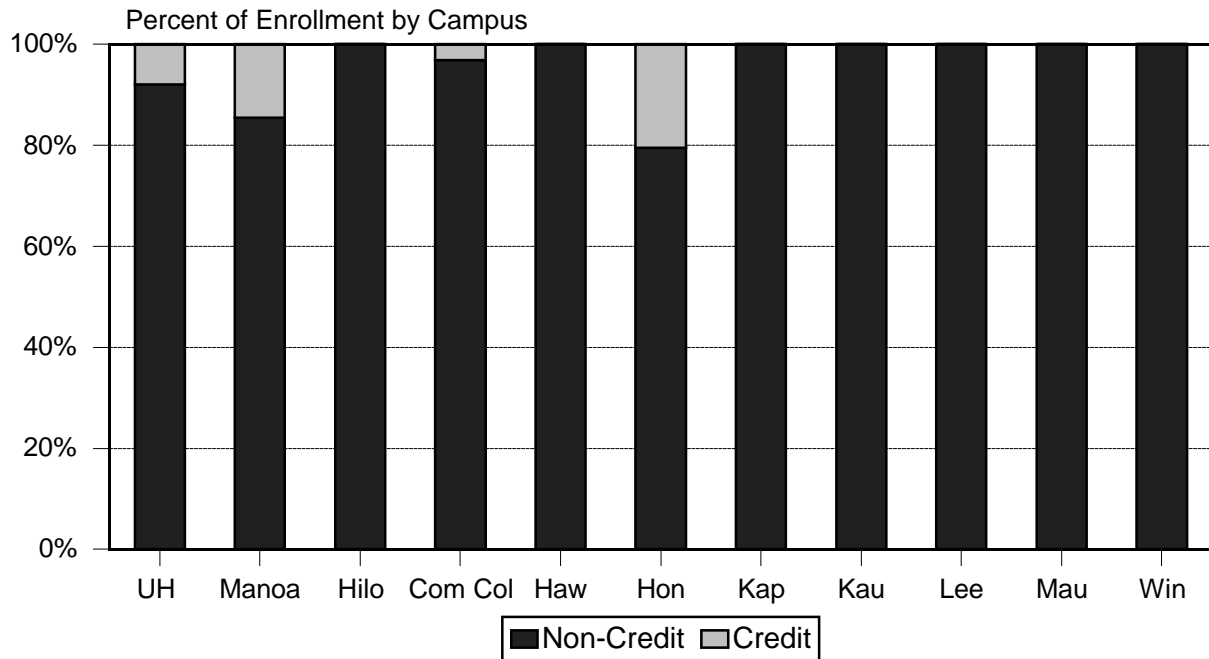
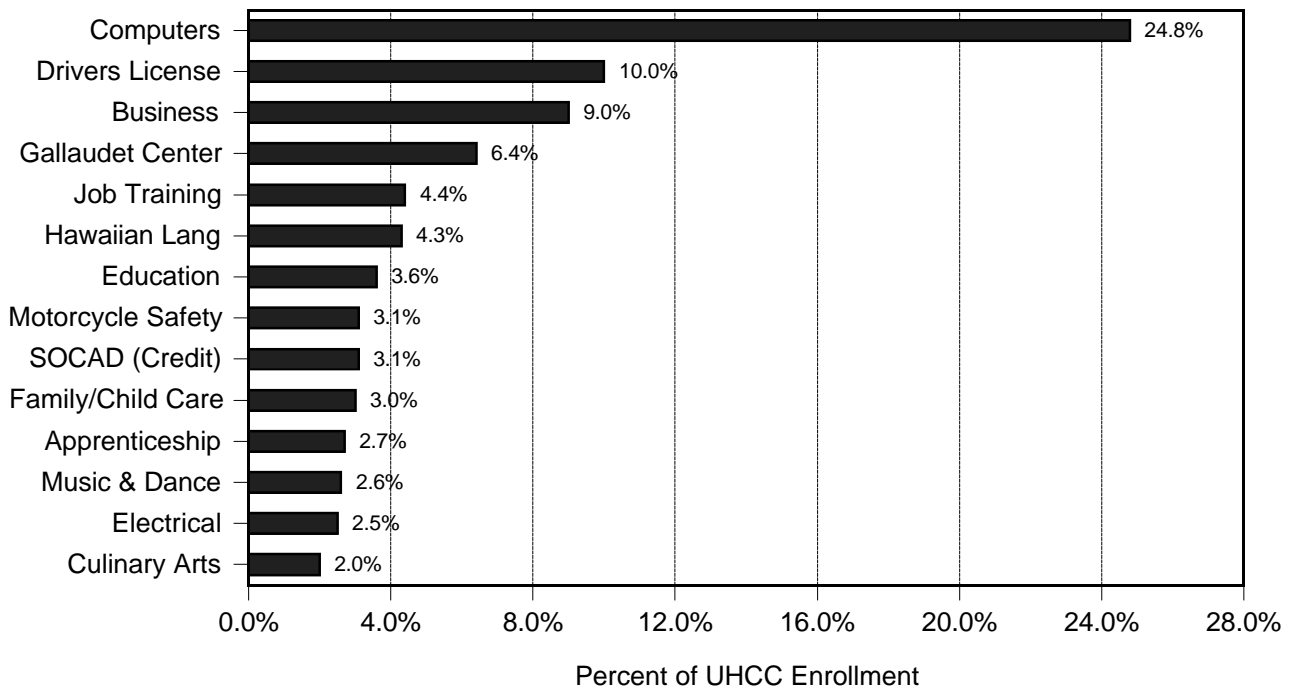


Figure 4  
Programs at the UH Community Colleges, Summer 1997



Only programs accounting for 2% or more of the UHCC total are shown.

TABLE 1  
CONTINUING EDUCATION AND COMMUNITY SERVICE ENROLLMENT  
UNIVERSITY OF HAWAII, BY CAMPUS  
SUMMER 1997

CAMPUS AND ED LEVEL	TOTAL		CREDIT 1/		NON-CREDIT	
	No.	V%	No.	V%	No.	V%
TOTAL .....	50,760	100.0	4,034	100.0	46,726	100.0
H % .....		100.0		7.9		92.1
UH Manoa 2/ .....	22,006	43.4	3,187	79.0	18,819	40.3
H % .....		100.0		14.5		85.5
UH Hilo .....	1,191	2.4			1,191	2.6
H % .....		100.0				100.0
UH Community Colleges .....	27,563	54.3	847	21.0	26,716	57.2
H % .....		100.0		3.1		96.9
Hawaii' .....	2,302	4.5			2,302	4.9
Honolulu .....	4,125	8.1	847	21.0	3,278	7.0
Kapi'olani .....	4,970	9.8			4,970	10.6
Kauai' .....	546	1.1			546	1.2
Leeward .....	7,987	15.7			7,987	17.1
Maui .....	4,753	9.4			4,753	10.2
Windward .....	2,057	4.1			2,057	4.4
ETC .....	823	1.6			823	1.8

*Note: The counts shown here are a combination of headcounts (i.e. unduplicated enrollment counts) and registration counts (i.e. duplicated enrollment counts).*

1/ Credit counts for UH Manoa and Honolulu CC are unduplicated headcounts.

2/ UH Manoa counts have been adjusted to reflect revised data for the Spring 1997 semester.

TABLE 2  
 FTE ENROLLMENT  
 CONTINUING EDUCATION CREDIT COURSES  
 UNIVERSITY OF HAWAI'I  
 SUMMER 1993 TO SUMMER 1997

YEAR AND CAMPUS	TOTAL	UH Manoa 1/			UH Hilo 2/	Honolulu CC 2/
		Sub- total	Under- grad	Grad- uate		
1993 .....	1,650	1,650	240	1,410		
H % .....	100.0	100.0	14.5	85.5		
1994 .....	1,365	1,365	258	1,107		
H % .....	100.0	100.0	18.9	81.1		
1995 .....	1,612	1,336	325	1,011	32	244
H % .....	100.0	82.9	20.2	62.7	2.0	15.1
1996 .....	1,412	1,154	272	882	14	244
H % .....	100.0	81.7	19.3	62.4	1.0	17.3
1997 .....	1,251	1,081	230	851		170
H % .....	100.0	86.4	18.4	68		13.6

1/ FTE calculated by dividing undergraduate SSH by 15 and graduate SSH by 12.  
 Data may include adjustments for prior spring semesters.

2/ FTE data for UH Hilo and Honolulu CC unavailable prior to Summer 1995.

TABLE 3  
CONTINUING EDUCATION AND COMMUNITY SERVICE ENROLLMENT  
UNIVERSITY OF HAWAII, BY CAMPUS  
SUMMER 1987 TO 1997

SUMMER TERM	1987	1988	1989	1990	1991	1992	1993	1994	1995	1996	1997
UH TOTAL 1/ .....	30,386	32,716	45,295	59,615	71,176	63,807	63,570	57,891	52,597	56,135	50,760
Credit .....	3,558	3,830	4,378	5,003	6,859	7,249	6,632	6,153	5,553	4,772	4,034
Non-Credit .....	26,828	28,886	40,917	54,612	64,317	56,558	56,938	51,738	47,044	51,363	46,726
UH Manoa .....	15,142	11,565	18,064	29,042	22,677	24,337	26,125	24,563	20,369	27,627	22,006
Credit (CCECS) 2/ .....	3,439	3,705	4,079	4,333	6,019	6,072	5,301	4,578	4,517	3,742	3,187
Non-Credit .....	11,703	7,860	13,985	24,709	16,658	18,265	20,824	19,985	15,852	23,885	18,819
CCECS .....	7,568	2,889	9,457	15,504	8,175	2,872	8,026	6,903	6,452	17,816	11,458
Summer Session .....	4,135	4,971	4,528	9,205	8,483	15,393	12,798	13,082	9,400	6,069	7,361
UH Hilo .....	1,756	1,617	2,801	1,204	1,416	1,732	1,543	1,577	715	748	1,191
Credit .....		19						40	159	151	
Non-Credit .....	1,756	1,598	2,801	1,204	1,416	1,732	1,543	1,537	556	597	1,191
UH Community Colleges 3/ .....	13,488	19,534	24,430	29,369	47,083	37,738	35,902	31,751	31,513	27,760	27,563
Credit .....	119	106	299	670	840	1,177	1,331	1,535	877	879	847
Non-Credit .....	13,369	19,428	24,131	28,699	46,243	36,561	34,571	30,216	30,636	26,881	26,716
Hawai'i .....	259	191	275	143	202	52	533	397	595	1,190	2,302
Honolulu .....	2,203	2,951	3,471	8,588	6,675	7,822	9,123	7,851	7,718	7,302	4,125
Credit 4/ .....			299	670	840	1,177	1,331	1,535	877	879	847
Non-Credit .....	2,203	2,951	3,172	7,918	5,835	6,645	7,792	6,316	6,841	6,423	3,278
Kapi'olani .....	3,411	6,994	9,051	9,037	9,183	8,672	6,727	7,212	6,351	4,701	4,970
Kaua'i .....	624	746	1,227	1,248	3,771	2,217	2,488	557	800	837	546
Leeward .....	2,189	1,234	1,470	2,116	20,176	7,682	6,897	5,857	6,124	6,549	7,987
Maui .....	1,145	1,869	2,632	2,966	2,988	3,573	2,274	3,696	4,329	4,332	4,753
Windward .....	576	849	1,994	2,947	1,885	5,264	5,577	4,986	3,980	1,549	2,057
ETC .....	3,081	4,700	4,310	2,324	2,203	2,456	2,283	1,195	1,616	1,300	823
Credit .....	119	106									
Non-Credit .....	2,962	4,594	4,310	2,324	2,203	2,456	2,283	1,195	1,616	1,300	823

1/ All counts are registration counts (i.e. duplicated) unless otherwise indicated.

2/ Unduplicated headcounts, beginning Summer 1994.

3/ UH Community College subtotals include the Employment Training Center.

4/ Unduplicated counts, beginning Summer 1995.



TABLE 4A  
 COLLEGE OF CONTINUING EDUCATION AND COMMUNITY SERVICE  
 AND SUMMER SESSION ENROLLMENT, BY CREDIT / NON-CREDIT  
 UNIVERSITY OF HAWAI'I AT MANOA  
 SUMMER 1997

TYPE OF TERM	ENROLLMENTS 1/		REGISTRATIONS	
	No.	V%	No.	V%
TOTAL 2/ .....	22,006	100.0	24,523	100.0
CREDIT 3/ .....	3,187	14.5	5,279	21.5
Undergraduate .....	630	2.9	1,120	4.6
Graduates .....	2,557	11.6	4,159	17.0
NON-CREDIT .....	18,819	85.5	19,244	78.5
CCECS .....	11,458	52.1	11,764	48.0
Non-Credit .....	9,220	41.9	9,526	38.9
Community Service 4/ .....	2,238	10.2	2,238	9.1
Summer Session 5/ .....	7,361	33.5	7,480	30.5
Non-Credit Programs .....	3,969	18.0	4,088	16.7
Public Events 6/ .....	3,392	15.4	3,392	13.8

- 1/ The counts shown in this column are unduplicated headcounts unless otherwise indicated.
- 2/ Both enrollments and registration counts have been adjusted to account for corrections to the data for the Spring 1997 semester.
- 3/ Includes the Summer Accelerated and Summer Credit Special terms.
- 4/ Community Service includes activities in the Lyceum Program and the Statewide Cultural Exchange Program. The count given for enrollment is a registration count, and excludes attendance at performances, estimated at 2,892 for Summer 1997.
- 5/ Although most Summer Session programs occur in the summer, the data reported here include counts for program activities held throughout the academic year.
- 6/ The Public Events counts are registration counts. Attendance at certain types of public events are estimates rather than counts. In accordance with established auditing procedures at IRO, attendance estimates for certain types of events are excluded here; such events include films and concerts. Excluded public events totaled 14,190 for Summer Session 1997.

TABLE 4B  
CREDIT ENROLLMENT BY DELIVERY SITE  
UNIVERSITY OF HAWAI'I AT MANOA  
SUMMER 1997

ISLAND / CAMPUS	HEADCOUNTS		REGISTRATIONS	
	No.	V%	No.	V%
TOTAL .....	3,187	100.0	5,279	100.0
UH Manoa 1/ .....	2,569	80.6	4,215	79.8
Distance Ed Sites, Hawai'i .....	618	19.4	1,064	20.2
Hawai'i .....	212	6.7	401	7.6
UH Hilo .....	48		99	
West Hawai'i Site .....	77		149	
Other Hawai'i .....	87		153	
Maui .....	169	5.3	200	3.8
Maui CC .....	44		34	
Other Maui .....	125		166	
Kaua'i .....	206	6.5	411	7.8
Kaua'i CC .....	14		88	
Other Kaua'i .....	192		323	
Molokai .....	27	0.8	43	0.8
Molokai HITS .....	23		39	
Other Molokai .....	4		4	
Lanai .....	4	0.1	9	0.2
Lanai HITS .....	4		9	
Other Lanai .....				

*Note: Headcounts are unduplicated enrollment counts, whereas registrations are duplicated enrollment counts.*

1/ Includes O'ahu, U.S. mainland and foreign country sites.

TABLE 5  
CONTINUING ED AND COMMUNITY SERVICE ENROLLMENT  
UNIVERSITY OF HAWAI'I AT HILO  
SUMMER 1997

COURSE TYPE 1/	TOTAL		NON-CREDIT	
	No.	V%	No.	V%
TOTAL .....	1,191	100.0	1,191	200.1
H % .....		100.0		100.0
Conference Center .....	684	57.4	684	57.4
Creative Writing .....	10	0.8	10	0.8
GeoScience Education .....	223	18.7	223	18.7
German Geographers .....	8	0.7	8	0.7
Hawaiian Edventure .....	227	19.1	227	19.1
Hilo Jaycees .....	45	3.8	45	3.8
Kamehameha Summer Science .....	21	1.8	21	1.8
Math & Science Program .....	120	10.1	120	10.1
UC of Frazier Valley Workshop .....	30	2.5	30	2.5
Seniors .....	444	37.3	444	37.3
Computers .....	111	9.3	111	9.3
Natural History / Environment .....	147	12.3	147	12.3
Senior Information .....	94	7.9	94	7.9
Senior Institute Discussion Group .....	32	2.7	32	2.7
University Affiliated Program .....	12	1.0	12	1.0
Other .....	48	4.0	48	4.0
Travel Studies .....	63	5.3	63	5.3
Pai Chai University ESL .....	21	1.8	21	1.8
Beppu Univ High School ESL .....	15	1.3	15	1.3
Michigan State University .....	27	2.3	27	2.3

*Note: There were no credit courses offered in Summer 1997.*

1/ Data were assigned to categories on an educated basis.

TABLE 6  
CONTINUING EDUCATION AND COMMUNITY SERVICE ENROLLMENT  
UNIVERSITY OF HAWAII COMMUNITY COLLEGES  
SUMMER 1997

PROGRAM AND CAMPUS 1/	TOTAL		Hawaii		Honolulu		Kapi'olani		Kaua'i		Leeward		Maui		Windward		ETC	
	No.	V%	No.	V%	No.	V%	No.	V%	No.	V%	No.	V%	No.	V%	No.	V%	No.	V%
TOTAL .....	27,563	100.0	2,302	100.0	4,125	100.0	4,970	100.0	546	100.0	7,987	100.0	4,753	100.0	2,057	100.0	823	100.0
H% .....		100.0		8.4		15.0		18.0		2.0		29.0		17.2		7.5		3.0
CREDIT (SOCAD) 2/ .....	847	3.1			847	20.5												
NON-CREDIT .....	26,716	97.0	2,302	100.0	3,278	79.5	4,970	100.0	546	100.0	7,987	100.0	4,753	100.0	2,057	100.0	823	100.0
Aeronautics .....	27	0.1			27	0.7							95	2.0	72	3.5		
Agriculture / Landscaping .....	167	0.6																
American Sign Language .....	302	1.1					302	6.1										
Apprenticeship / Journeyworker ....	743	2.7	319	13.9									424	8.9				
Arts and Crafts .....	250	0.9											117	2.5	133	6.5		
Athletics and Recreation .....	459	1.7											271	5.7	173	8.4	15	1.8
Automotive .....	113	0.4			66	1.6											47	5.7
Business and Finance .....	2,493	9.0					345	6.9	137	25.1	1,381	17.3	475	10.0	155	7.5		
Commercial Drivers License .....	2,761	10.0									2,761	34.6						
Computers .....	6,824	24.8	390	16.9	961	23.3	1,376	27.7	221	40.5	1,613	20.2	1,810	38.1	377	18.3	76	9.2
Culinary Arts / Food Preparation ...	563	2.0	3	0.1			362	7.3					81	1.7	52	2.5	65	7.9
Education / Remedial Ed .....	990	3.6	121	5.3			359	7.2			484	6.1		26	0.5			
English Language .....	338	1.2	50	2.2	256	6.2							32	0.7				
Elderhostel .....	46	0.2							46	8.4								
Electrical and Electronics .....	693	2.5	98	4.3	489	11.9							106	2.2				
Family and Child Care .....	837	3.0	146	6.3	691	16.8												
Gallaudet Center on Deafness .....	1,774	6.4					1,774	35.7										
Humanities .....	206	0.8												206	10.0			
Hawaiian Language and Culture ....	1,178	4.3									1,156	14.5	7	0.1			15	1.8
Health Care / CPR .....	121	0.4	13	0.6									68	1.4	40	1.9		
Interpret Hawaii'i .....	185	0.7	56	2.4			129	2.6										
Job Training .....	1,214	4.4	957	41.6									86	1.8			171	20.8
Language and Culture .....	515	1.9	55	2.4			323	6.5					137	2.9				
Motorcycle Safety Ed Program .....	853	3.1									550	6.9					303	36.8
Music and Dance .....	711	2.6											687	14.5	24	1.2		
Office / Clerical .....	170	0.6	39	1.7													131	15.9
Personal Improvement .....	97	0.4							63	11.5			34	0.7				
Real Estate .....	25	0.1													25	1.2		
School Bus Aide / Driver Training ..	79	0.3	7	0.3									72	1.5				
Senior Citizens .....	353	1.3													353	17.2		
Storytelling .....	120	0.4													120	5.8		
Technological .....	362	1.3			362	8.8												
Visitor Industry .....	193	0.7	48	2.1					79	14.5			66	1.4				
Tours .....	184	0.7													184	8.9		
Writing .....	216	0.8											73	1.5	143	7.0		
Other Non-Credit .....	554	2.0			426	10.3					42	0.5	86	1.8				

1/ Program categories are not well-defined for some campuses. Certain counts were assigned to categories on an educated basis.

2/ The credit count for Honolulu Community College is an unduplicated headcount. There were 1,186 registrations for SOCAD courses for Summer 1997 (Periods II and III). SOCAD stands for: "Servicemembers Opportunity Colleges Associate Degree," and refers to credit courses offered at military institutions.