

COURSE REGISTRATION REPORT
UNIVERSITY OF HAWAI'I AT MANOA
FALL 2007

Institutional Research Office
University of Hawai'i
July 2008

File Reference: Management and Planning Support Folder, Courses

Reports available online at: <http://www.hawaii.edu/iro/maps.htm>

University of Hawai'i at Manoa - Fall Semesters

Figure 1
Number of Classes

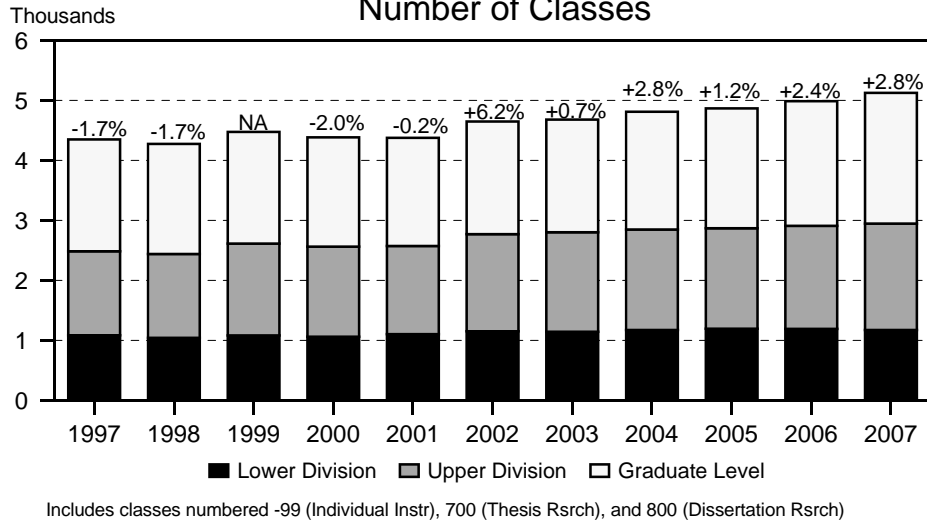


Figure 2
Student Registrations

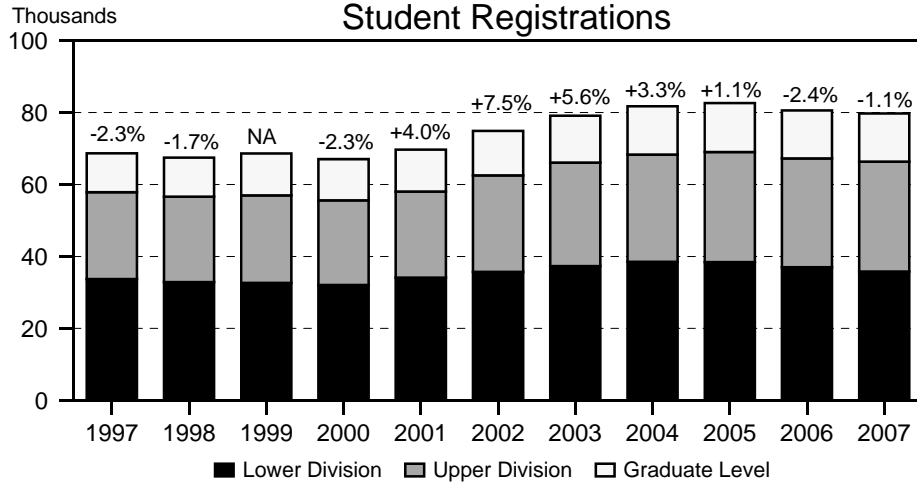
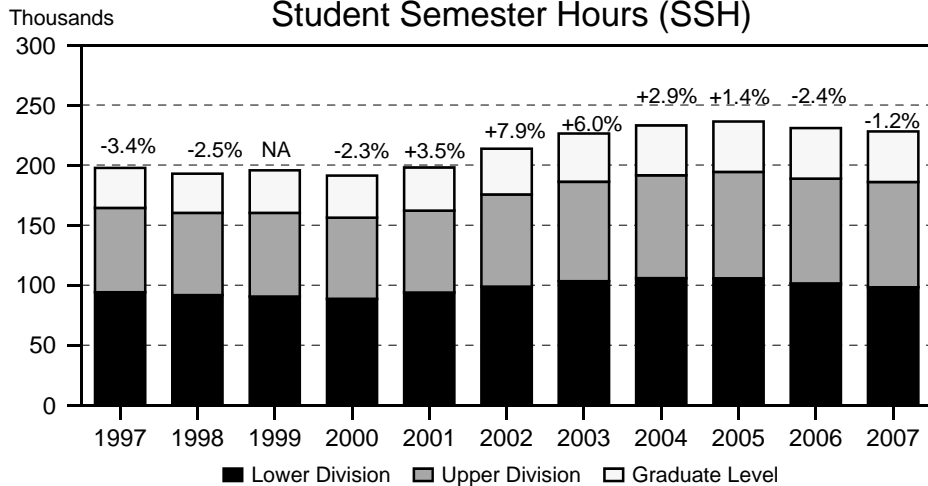


Figure 3
Student Semester Hours (SSH)



Note: Beginning Fall 1999, includes Outreach College fall term classes.

University of Hawai'i at Manoa - Fall Semesters

Figure 4
Course FTE

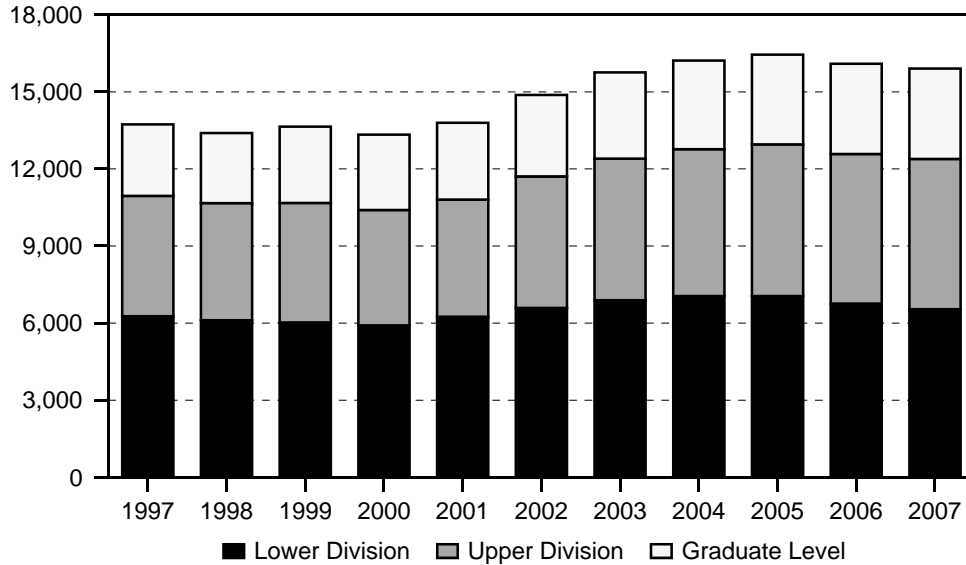
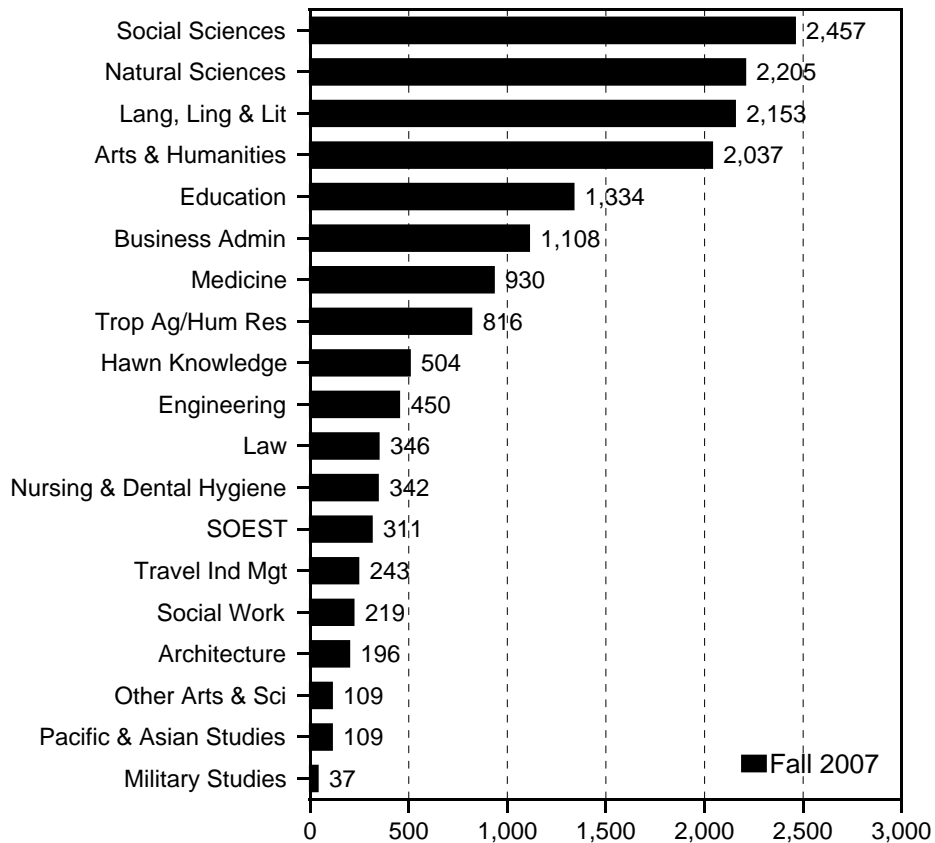


Figure 5
Course FTE, by College



University of Hawai'i at Manoa - Fall Semesters

Figure 6
Average Class Size

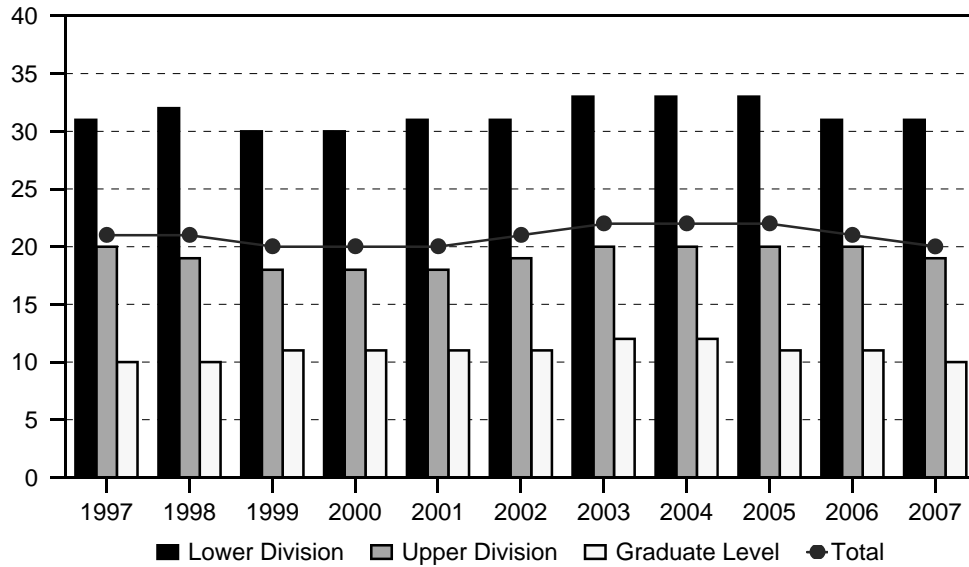


Figure 7
Average Class Size, by College

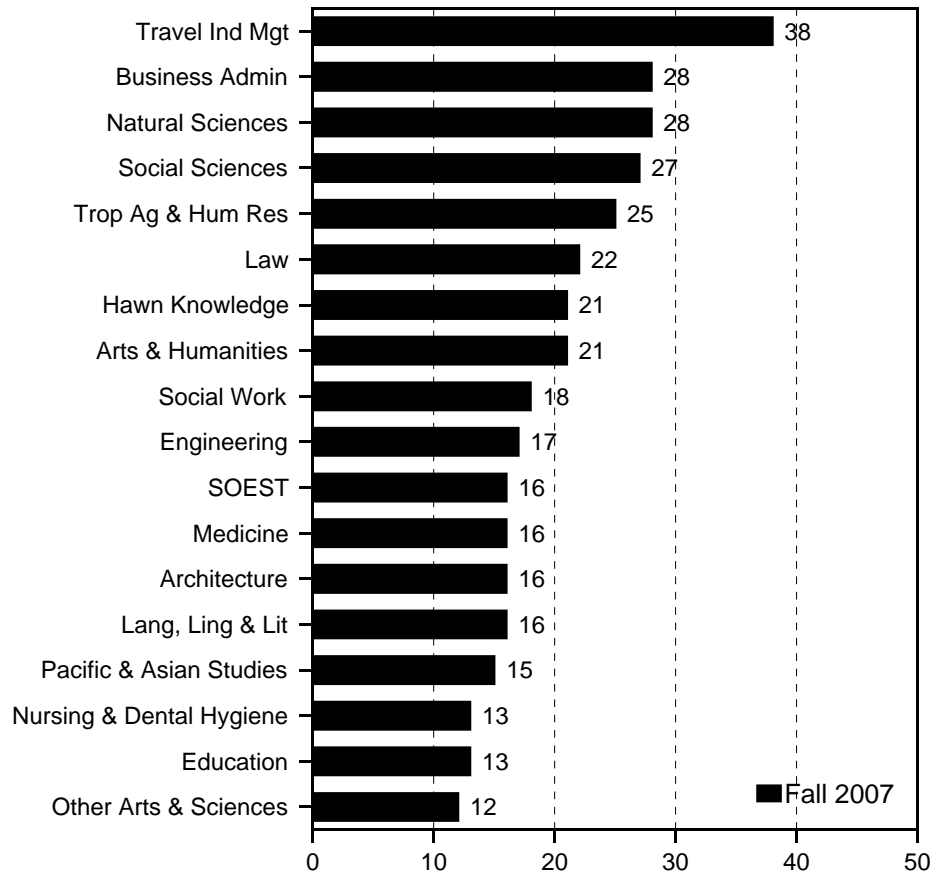


Table 1
Course Registration Summary, By Course Offering
 University of Hawai'i at Manoa
 Fall 2007

COURSE OFFERING	COURSES	CLASSES		SEMESTER HOURS	STUDENT REGIS	STUDENT SEM HRS	COURSE FTE
		No.	Avg Size				
TOTAL	2,646	3,835	20	10,102	79,735	228,057	15,906
Lower Division	453	1,160	31	2,929	35,812	98,166	6,544
Upper Division	1,161	1,557	19	4,267	30,543	87,742	5,844
Graduate Level	1,032	1,118	10	2,906	13,380	42,149	3,518
College of Arts & Sciences	1,461	2,076	22	5,428	46,526	131,524	8,961
Lower Division	333	893	30	2,299	27,032	76,074	5,073
Upper Division	698	776	19	2,122	15,434	44,055	2,935
Graduate Level	430	407	7	1,007	4,060	11,395	953
Arts & Humanities	450	522	21	1,236	11,164	30,131	2,037
Lower Division	116	191	30	460	5,797	16,245	1,082
Upper Division	234	246	19	604	4,701	12,099	806
Graduate Level	100	85	6	172	666	1,787	149
Academy for Creative Media	19	20	17	57	345	1,065	71
Lower Division	3	3	31	9	92	276	18
Upper Division	16	17	15	48	253	789	53
American Studies	33	34	21	100	744	2,211	152
Lower Division	4	9	29	27	260	780	52
Upper Division	15	15	25	45	372	1,114	74
Graduate Level	14	10	9	28	112	317	26
Art	83	96	21	262	2,046	6,067	407
Lower Division	25	45	27	131	1,220	3,592	239
Upper Division	41	42	18	122	773	2,254	150
Graduate Level	17	9	3	9	53	221	18
Dance	32	32	13	63	423	1,026	71
Lower Division	7	10	19	28	188	506	34
Upper Division	18	15	12	24	184	403	27
Graduate Level	7	7	7	11	51	117	10
History	55	55	35	157	1,956	5,803	391
Lower Division	9	12	82	36	987	2,961	197
Upper Division	31	30	28	90	856	2,570	171
Graduate Level	15	13	6	31	113	272	23
Music	116	147	13	240	1,968	3,116	211
Lower Division	44	65	11	98	723	1,221	81
Upper Division	57	68	17	109	1,160	1,692	113
Graduate Level	15	14	4	33	85	203	17
Philosophy	29	30	23	90	711	2,100	144
Lower Division	7	11	38	33	419	1,257	84
Upper Division	14	13	16	39	214	642	43
Graduate Level	8	6	9	18	78	201	17
Religion	23	22	59	63	1,326	3,972	266
Lower Division	5	9	124	27	1,112	3,336	222
Upper Division	9	7	23	21	168	502	33
Graduate Level	9	6	6	15	46	134	11
Speech	21	30	31	87	945	2,813	191
Lower Division	3	8	52	24	418	1,254	84
Upper Division	12	17	28	51	474	1,421	95
Graduate Level	6	5	8	12	53	138	12
Theatre	39	56	12	117	700	1,958	133
Lower Division	9	19	20	47	378	1,062	71
Upper Division	21	22	11	55	247	712	47
Graduate Level	9	15	4	15	75	184	15

COURSE OFFERING	COURSES	CLASSES		SEMESTER HOURS	STUDENT REGIS	STUDENT SEM HRS	COURSE FTE
		No.	Avg Size				
Lang, Ling & Lit	377	641	16	1,989	10,212	31,666	2,153
Lower Division	101	333	17	1,081	5,791	18,406	1,228
Upper Division	194	229	15	686	3,565	10,827	721
Graduate Level	82	79	9	222	856	2,433	204
East Asian Lang/Lit	102	173	13	575	2,366	7,962	537
Lower Division	22	78	15	286	1,146	4,200	279
Upper Division	55	72	14	220	1,045	3,304	220
Graduate Level	25	23	6	69	175	458	38
Chinese Language & Literature	20	30	11	103	358	1,269	85
Lower Division	4	12	14	46	171	664	44
Upper Division	12	14	11	45	174	566	38
Graduate Level	4	4	3	12	13	39	3
East Asian Languages & Lit	14	14	16	42	251	694	47
Lower Division	2	4	22	12	87	261	17
Upper Division	6	8	16	24	124	372	25
Graduate Level	6	2	4	6	40	61	5
Japanese Language & Literature	43	93	15	324	1,386	4,809	323
Lower Division	10	51	15	186	752	2,749	183
Upper Division	25	35	16	117	573	1,882	125
Graduate Level	8	7	8	21	61	178	15
Korean	25	36	10	106	371	1,190	82
Lower Division	6	11	12	42	136	526	35
Upper Division	12	15	11	34	174	484	32
Graduate Level	7	10	6	30	61	180	15
English	68	142	19	415	2,747	8,041	547
Lower Division	9	68	21	202	1,443	4,129	275
Upper Division	43	58	18	174	1,078	3,232	215
Graduate Level	16	16	10	39	226	680	57
Indo Pac Lang & Lit	66	78	10	263	799	2,848	190
Lower Division	34	48	12	176	585	2,225	149
Upper Division	31	30	7	87	213	617	40
Graduate Level	1				1	6	1
Arabic	2	2	13	8	25	100	7
Lower Division	2	2	13	8	25	100	7
Cambodian	6	9	3	28	31	98	6
Lower Division	4	7	4	22	25	80	5
Upper Division	2	2	3	6	6	18	1
Chamorro	1	1	5	4	5	20	1
Lower Division	1	1	5	4	5	20	1
Filipino	7	11	14	41	153	590	39
Lower Division	4	8	16	32	131	524	35
Upper Division	3	3	7	9	22	66	4
Ilokano	6	8	11	28	91	340	23
Lower Division	2	4	17	16	67	268	18
Upper Division	4	4	6	12	24	72	5
Indo-Pacific Languages	13	8	11	24	101	300	21
Lower Division	4	2	13	6	28	83	6
Upper Division	8	6	11	18	72	211	14
Graduate Level	1				1	6	1
Indonesian	4	6	4	15	24	55	3
COURSE OFFERING	COURSES	CLASSES		SEMESTER HOURS	STUDENT REGIS	STUDENT SEM HRS	COURSE FTE
		No.	Avg Size				
Lower Division	2	3	2	9	7	21	1
Upper Division	2	3	6	6	17	34	2
Maori	3	3	4	11	13	50	3
Lower Division	2	2	6	8	11	44	3
Upper Division	1	1	2	3	2	6	

Samoan	8	14	16	50	227	839	56
Lower Division	3	9	19	35	175	683	46
Upper Division	5	5	10	15	52	156	10
Sanskrit	3	3	8	9	24	72	5
Lower Division	1	1	19	3	19	57	4
Upper Division	2	2	3	6	5	15	1
Tahitian	3	3	8	9	23	69	5
Lower Division	2	2	10	6	20	60	4
Upper Division	1	1	3	3	3	9	1
Thai	6	6	5	20	28	99	7
Lower Division	3	3	6	11	18	69	5
Upper Division	3	3	3	9	10	30	2
Tongan	2	2	12	8	24	96	6
Lower Division	2	2	12	8	24	96	6
Vietnamese	2	2	15	8	30	120	8
Lower Division	2	2	15	8	30	120	8
Lang & Lit Eur & Amer	74	142	18	422	2,551	7,642	514
Lower Division	26	91	19	273	1,695	5,086	340
Upper Division	40	45	17	133	800	2,390	160
Graduate Level	8	6	9	16	56	166	14
French	16	35	15	105	540	1,621	109
Lower Division	4	23	16	69	364	1,093	73
Upper Division	10	10	16	30	159	477	32
Graduate Level	2	2	9	6	17	51	4
German	8	12	17	36	207	621	41
Lower Division	4	8	17	24	136	408	27
Upper Division	4	4	18	12	71	213	14
Greek	3	3	10	9	30	90	6
Lower Division	2	2	15	6	29	87	6
Upper Division	1	1	1	3	1	3	
Italian	5	9	15	27	139	417	28
Lower Division	4	8	15	24	123	369	25
Upper Division	1	1	16	3	16	48	3
Lang & Lit Europe & Americas	15	15	27	41	421	1,251	85
Lower Division	2	2	89	6	178	534	36
Upper Division	9	11	20	31	227	671	45
Graduate Level	4	2	7	4	16	46	4
Latin	3	7	20	21	142	426	29
Lower Division	2	6	22	18	134	402	27
Upper Division	1	1	8	3	8	24	2
Portuguese	2	3	13	9	40	120	8
Lower Division	2	3	13	9	40	120	8
Russian	4	2	10	6	28	84	6
Lower Division	2	2	10	6	20	60	4
Upper Division	2				8	24	2
COURSE OFFERING	COURSES	CLASSES		SEMESTER HOURS	STUDENT REGIS	STUDENT SEM HRS	COURSE FTE
		No.	Avg Size				
Spanish	18	56	18	168	1,004	3,012	202
Lower Division	4	37	18	111	671	2,013	134
Upper Division	12	17	18	51	310	930	62
Graduate Level	2	2	12	6	23	69	6
Language, Linguistics, & Lit	2	5	17	15	87	261	18
Lower Division	1	4	19	12	74	222	15
Upper Division	1	1	13	3	13	39	3
Linguistics	26	36	20	106	758	2,236	157
Lower Division	2	14	32	42	448	1,344	90
Upper Division	9	7	22	21	159	475	32
Graduate Level	15	15	8	43	151	417	35
Second Lang Studies	34	60	13	178	825	2,438	174
Lower Division	7	30	13	90	400	1,200	80

Upper Division	10	11	16	33	178	532	35
Graduate Level	17	19	11	55	247	706	59
English Language Institute	7	30	13	90	400	1,200	80
Lower Division	7	30	13	90	400	1,200	80
Second Language Acquisition	2				9	11	1
Graduate Level	2				9	11	1
Second Language Studies	25	30	13	88	416	1,227	93
Upper Division	10	11	16	33	178	532	35
Graduate Level	15	19	11	55	238	695	58
Translation & Interpretation	5	5	15	15	79	238	16
Upper Division	5	5	15	15	79	238	16
Natural Sciences	251	428	28	897	12,400	32,399	2,205
Lower Division	67	241	39	461	9,409	24,214	1,615
Upper Division	86	100	20	258	2,080	5,578	373
Graduate Level	98	87	7	178	911	2,607	217
Biology	17	71	36	96	2,578	5,512	368
Lower Division	8	55	38	65	2,101	4,419	295
Upper Division	9	16	29	31	477	1,093	73
Botany/Botanical Sciences	26	29	19	59	602	1,585	111
Lower Division	3	10	25	16	254	632	42
Upper Division	11	10	23	27	240	668	45
Graduate Level	12	9	6	16	108	285	24
Botany	26	29	19	59	602	1,585	111
Lower Division	3	10	25	16	254	632	42
Upper Division	11	10	23	27	240	668	45
Graduate Level	12	9	6	16	108	285	24
Chemistry	28	70	36	110	2,528	5,884	396
Lower Division	12	55	43	83	2,346	5,386	359
Upper Division	6	8	12	18	99	256	17
Graduate Level	10	7	8	9	83	242	20
Info & Comp Science	49	63	19	185	1,259	4,243	298
Lower Division	8	17	42	56	706	2,636	176
Upper Division	13	17	14	51	239	716	48
Graduate Level	28	29	10	78	314	891	74
Information & Computer Sciences	30	43	23	132	1,026	3,557	242
Lower Division	7	16	43	53	691	2,591	173
Upper Division	13	17	14	51	239	716	48
COURSE OFFERING	COURSES	CLASSES		SEMESTER HOURS	STUDENT REGIS	STUDENT SEM HRS	COURSE FTE
		No.	Avg Size				
Graduate Level	10	10	7	28	96	250	21
Library & Information Science	19	20	11	53	233	686	56
Lower Division	1	1	15	3	15	45	3
Graduate Level	18	19	11	50	218	641	53
Mathematics	39	64	35	205	2,276	7,262	487
Lower Division	15	39	49	131	1,901	6,128	409
Upper Division	16	18	18	55	331	1,003	67
Graduate Level	8	7	5	19	44	131	11
Microbiology	20	27	30	56	840	2,230	151
Lower Division	2	6	55	13	329	844	56
Upper Division	10	12	37	30	453	1,232	82
Graduate Level	8	9	3	13	58	154	13
Physics & Astronomy	43	73	22	138	1,662	3,983	270
Lower Division	17	53	28	89	1,487	3,466	231
Upper Division	9	8	8	23	67	197	13
Graduate Level	17	12	5	26	108	320	26
Astronomy	11	16	26	36	455	1,191	82
Lower Division	4	11	35	27	390	1,030	69
Graduate Level	7	5	6	9	65	161	13
Physics	32	57	21	102	1,207	2,792	188
Lower Division	13	42	26	62	1,097	2,436	162

Upper Division	9	8	8	23	67	197	13
Graduate Level	10	7	3	17	43	159	13
Zoology	29	31	18	48	655	1,700	124
Lower Division	2	6	48	8	285	703	47
Upper Division	12	11	14	23	174	413	28
Graduate Level	15	14	8	17	196	584	49
Social Sciences	354	423	27	1,205	11,955	35,747	2,457
Lower Division	40	86	64	246	5,513	16,351	1,091
Upper Division	171	186	26	534	4,918	15,015	999
Graduate Level	143	151	8	425	1,524	4,381	367
Anthropology	32	45	31	131	1,470	4,317	294
Lower Division	5	20	50	56	1,000	2,950	197
Upper Division	17	17	20	51	340	1,019	68
Graduate Level	10	8	9	24	130	348	29
School Of Communication	40	39	19	124	754	2,423	165
Lower Division	2	2	92	6	183	549	36
Upper Division	26	28	17	91	480	1,615	107
Graduate Level	12	9	8	27	91	259	22
Communication	32	30	19	87	601	1,784	123
Lower Division	1	1	116	3	116	348	23
Upper Division	19	20	19	57	394	1,177	78
Graduate Level	12	9	8	27	91	259	22
Journalism	8	9	17	37	153	639	42
Lower Division	1	1	67	3	67	201	13
Upper Division	7	8	10	34	86	438	29
Economics	30	37	49	105	1,851	5,557	376
Lower Division	3	9	125	27	1,126	3,378	225
Upper Division	15	18	34	48	612	1,834	122
Graduate Level	12	10	8	30	113	345	29
COURSE OFFERING	COURSES	CLASSES		SEMESTER HOURS	STUDENT REGIS	STUDENT SEM HRS	COURSE FTE
		No.	Avg Size				
Ethnic Studies	20	28	24	63	678	2,026	135
Lower Division	2	5	47	15	234	702	47
Upper Division	18	23	19	48	444	1,324	88
Geography	31	32	29	83	975	2,727	187
Lower Division	4	9	57	19	516	1,410	94
Upper Division	16	16	22	45	352	1,058	71
Graduate Level	11	7	9	19	107	259	22
Internatl Cultural Studies	3	3	8	7	24	62	5
Graduate Level	3	3	8	7	24	62	5
Peace and Conflict Education	10	11	16	33	173	518	35
Upper Division	7	9	17	27	152	456	30
Graduate Level	3	2	10	6	21	62	5
Political Science	44	49	19	152	1,024	3,042	215
Lower Division	6	12	19	36	229	687	46
Upper Division	20	22	25	73	554	1,677	112
Graduate Level	18	15	11	43	241	678	57
Population Studies	1	1	6	3	6	18	2
Graduate Level	1	1	6	3	6	18	2
Psychology	52	71	30	194	2,252	6,759	465
Lower Division	8	10	127	30	1,265	3,795	253
Upper Division	13	14	43	34	685	2,073	138
Graduate Level	31	47	5	130	302	891	74
Public Administration	8	11	10	39	116	396	33
Graduate Level	8	11	10	39	116	396	33
Social Science	2	2	48	6	96	288	19
Lower Division	1	1	84	3	84	252	17
Upper Division	1	1	12	3	12	36	2
Sociology	41	49	33	147	1,653	5,007	340
Lower Division	6	15	42	45	633	1,899	127

Upper Division	24	26	34	78	904	2,777	185
Graduate Level	11	8	8	24	116	331	28
Urban & Regional Planning	21	28	8	70	253	732	60
Upper Division	2	1	20	3	22	65	4
Graduate Level	19	27	7	67	231	667	56
Women's Studies	19	17	36	48	630	1,875	126
Lower Division	3	3	81	9	243	729	49
Upper Division	12	11	32	33	361	1,081	72
Graduate Level	4	3	8	6	26	65	5
Other Arts & Sciences	29	62	12	101	795	1,581	109
Lower Division	9	42	12	51	522	858	57
Upper Division	13	15	11	40	170	536	36
Graduate Level	7	5	17	10	103	187	16
Colleges of Arts & Sciences	3	30	12	33	368	614	41
Lower Division	2	29	11	29	342	510	34
Upper Division	1	1	26	4	26	104	7
Communication & Info Sciences	5	3	19	5	74	115	10
Graduate Level	5	3	19	5	74	115	10
Honors	9	18	10	39	184	434	29
Lower Division	4	10	12	18	123	251	17
Upper Division	5	8	8	21	61	183	12
COURSE OFFERING	COURSES	CLASSES		SEMESTER HOURS	STUDENT REGIS	STUDENT SEM HRS	COURSE FTE
		No.	Avg Size				
Interdisciplinary Studies	12	11	15	24	169	418	29
Lower Division	3	3	19	4	57	97	6
Upper Division	7	6	13	15	83	249	17
Graduate Level	2	2	15	5	29	72	6
Hawai'i inuiakea Sch Haw'n Knowledge	46	108	21	353	2,321	7,452	504
Lower Division	10	65	26	221	1,700	5,538	369
Upper Division	26	34	14	105	483	1,500	100
Graduate Level	10	9	13	27	138	414	35
Hawaiian	22	53	15	186	790	2,805	191
Lower Division	4	27	17	108	449	1,796	120
Upper Division	13	21	12	63	267	797	53
Graduate Level	5	5	14	15	74	212	18
Hawaiian Studies	24	55	27	167	1,531	4,647	313
Lower Division	6	38	33	113	1,251	3,742	249
Upper Division	13	13	16	42	216	703	47
Graduate Level	5	4	12	12	64	202	17
Schl of Pacific & Asian Studies	34	28	15	75	458	1,551	109
Lower Division	2	1	55	3	80	447	30
Upper Division	14	14	19	40	266	772	51
Graduate Level	18	13	7	32	112	332	28
Asian Studies	23	21	16	59	353	1,029	72
Lower Division	1	1	55	3	55	165	11
Upper Division	11	11	20	31	225	649	43
Graduate Level	11	9	7	25	73	215	18
Pacific and Asian Studies	1				25	282	19
Lower Division	1				25	282	19
Pacific Islands Studies	10	7	10	16	80	240	18
Upper Division	3	3	14	9	41	123	8
Graduate Level	7	4	7	7	39	117	10
School of Ocean Earth Sci Tech	82	83	16	192	1,502	4,322	311
Lower Division	11	28	29	51	814	1,943	129
Upper Division	22	20	15	58	317	939	62
Graduate Level	49	35	6	83	371	1,440	120
Geology & Geophysics	29	30	13	73	438	1,345	97
Lower Division	5	11	19	24	211	542	36
Upper Division	11	9	13	27	119	362	24
Graduate Level	13	10	5	22	108	441	37

Meteorology	14	13	16	31	235	678	49
Lower Division	3	6	20	12	117	285	19
Upper Division	3	3	24	9	73	219	15
Graduate Level	8	4	5	10	45	174	15
Ocean & Earth Science & Tech	1	1	1	2	1	2	
Graduate Level	1	1	1	2	1	2	
Ocean & Resources Engineering	10	6	10	14	84	295	23
Upper Division	1	1	17	3	17	51	3
Graduate Level	9	5	8	11	67	244	20
Oceanography	28	33	21	72	744	2,002	142
Lower Division	3	11	44	15	486	1,116	74
Upper Division	7	7	15	19	108	307	20
Graduate Level	18	15	6	38	150	579	48
COURSE OFFERING	COURSES	CLASSES		SEMESTER HOURS	STUDENT REGIS	STUDENT SEM HRS	COURSE FTE
		No.	Avg Size				
School of Architecture	31	44	16	193	740	2,683	196
Lower Division	6	9	27	36	243	833	56
Upper Division	12	15	19	43	290	843	56
Graduate Level	13	20	9	114	207	1,007	84
Architecture	31	44	16	193	740	2,683	196
Lower Division	6	9	27	36	243	833	56
Upper Division	12	15	19	43	290	843	56
Graduate Level	13	20	9	114	207	1,007	84
College of Business Admin	106	193	28	528	5,533	15,842	1,108
Lower Division	5	20	45	60	913	2,784	185
Upper Division	59	116	29	322	3,337	9,818	653
Graduate Level	42	57	21	146	1,283	3,240	270
Accounting	20	38	30	121	1,153	3,538	241
Lower Division	2	11	52	33	572	1,716	114
Upper Division	9	19	26	57	487	1,461	97
Graduate Level	9	8	11	31	94	361	30
Business	36	94	28	224	2,722	7,320	519
Lower Division	2	5	20	15	105	360	24
Upper Division	17	56	32	142	1,769	5,116	341
Graduate Level	17	33	24	67	848	1,844	154
Finance Econ & Institution	16	22	33	66	723	2,174	149
Lower Division	1	4	59	12	236	708	47
Upper Division	9	12	33	36	401	1,203	80
Graduate Level	6	6	14	18	86	263	22
Business Law	1	4	59	12	236	708	47
Lower Division	1	4	59	12	236	708	47
Finance	12	15	27	45	399	1,202	84
Upper Division	7	10	32	30	324	972	65
Graduate Level	5	5	15	15	75	230	19
Insurance	1	1	36	3	36	108	7
Upper Division	1	1	36	3	36	108	7
Real Estate	2	2	26	6	52	156	11
Upper Division	1	1	41	3	41	123	8
Graduate Level	1	1	11	3	11	33	3
Information Technology Mgt	7	6	15	18	88	264	17
Upper Division	6	6	15	18	87	261	17
Graduate Level	1				1	3	
Management & Industrial Rel	16	19	28	57	540	1,622	119
Upper Division	10	11	28	33	309	925	61
Graduate Level	6	8	28	24	231	697	58
Human Resources Mgt	6	7	23	21	159	477	33
Upper Division	4	5	24	15	122	366	24
Graduate Level	2	2	19	6	37	111	9
Management	10	12	31	36	381	1,145	86
Upper Division	6	6	31	18	187	559	37

Graduate Level	4	6	32	18	194	586	49
Marketing	11	14	22	42	307	924	63
Upper Division	8	12	24	36	284	852	57
Graduate Level	3	2	11	6	23	72	6
School of Travel Ind Mgt	29	34	38	98	1,297	3,632	243
COURSE OFFERING	COURSES	CLASSES		SEMESTER HOURS	STUDENT REGIS	STUDENT SEM HRS	COURSE FTE
		No.	Avg Size				
Lower Division	3	3	107	7	320	771	51
Upper Division	21	27	35	79	943	2,760	184
Graduate Level	5	4	7	12	34	101	8
Travel Industry Management	29	34	38	98	1,297	3,632	243
Lower Division	3	3	107	7	320	771	51
Upper Division	21	27	35	79	943	2,760	184
Graduate Level	5	4	7	12	34	101	8
College of Education	257	531	13	1,428	7,290	18,416	1,334
Lower Division	32	73	26	83	1,909	2,175	145
Upper Division	96	258	13	764	3,246	9,902	660
Graduate Level	129	200	9	581	2,135	6,339	529
Disability Studies	5	5	9	15	48	144	12
Graduate Level	5	5	9	15	48	144	12
Counseling & Guidance	14	13	7	46	86	285	24
Graduate Level	14	13	7	46	86	285	24
Curriculum Studies	26	40	12	112	529	1,358	113
Graduate Level	26	40	12	112	529	1,358	113
Education, Interdisciplinary	3	7	1		42	75	6
Graduate Level	3	7	1		42	75	6
Educational Administration	17	21	14	54	329	966	80
Upper Division	2	2	14	6	28	84	6
Graduate Level	15	19	14	48	301	882	74
Educational Technology	12	25	11	73	281	839	63
Upper Division	4	11	14	33	153	459	31
Graduate Level	8	14	8	40	128	380	32
Educational Foundations	12	15	20	45	318	938	69
Upper Division	3	7	25	21	177	529	35
Graduate Level	9	8	15	24	141	409	34
Educational Psychology	17	24	15	69	392	1,159	85
Upper Division	6	13	17	39	217	651	43
Graduate Level	11	11	14	30	175	508	42
Institute for Teacher Educatn	51	190	10	613	2,015	6,605	458
Upper Division	44	163	11	495	1,771	5,555	370
Graduate Level	7	27	8	118	244	1,050	88
Kinesiology & Leisure Science	72	121	22	220	2,707	4,483	304
Lower Division	32	73	26	83	1,909	2,175	145
Upper Division	24	36	19	107	669	1,979	132
Graduate Level	16	12	9	30	129	329	27
Special Education	28	70	7	181	543	1,564	120
Upper Division	13	26	9	63	231	645	43
Graduate Level	15	44	7	118	312	919	77
College of Engineering	100	125	17	276	2,171	6,504	450
Lower Division	9	12	29	28	351	1,135	76
Upper Division	52	75	20	156	1,528	4,465	299
Graduate Level	39	38	5	92	292	904	75
Civil & Environmental Engr	31	36	20	110	756	2,402	166
Lower Division	2	3	41	9	123	369	25
Upper Division	14	15	35	49	523	1,708	114
Graduate Level	15	18	4	52	110	325	27
Electrical Engineering	40	63	13	99	838	2,487	173
COURSE OFFERING	COURSES	CLASSES		SEMESTER HOURS	STUDENT REGIS	STUDENT SEM HRS	COURSE FTE
		No.	Avg Size				

Lower Division	5	7	26	16	184	700	47
Upper Division	20	41	13	53	531	1,404	94
Graduate Level	15	15	5	30	123	383	32
Engineering, Interdisciplinary	2	2	23	2	46	46	3
Lower Division	1	1	22	1	22	22	1
Upper Division	1	1	24	1	24	24	2
Mechanical Engineering	27	24	21	65	531	1,569	108
Lower Division	1	1	22	2	22	44	3
Upper Division	17	18	25	53	450	1,329	89
Graduate Level	9	5	7	10	59	196	16
College of Trop Ag & Hum Res	155	157	25	424	4,099	11,952	816
Lower Division	19	29	49	83	1,435	4,241	282
Upper Division	86	98	22	279	2,219	6,543	435
Graduate Level	50	30	10	62	445	1,168	99
Family & Consumer Sci	48	68	27	196	1,877	5,519	367
Lower Division	9	14	47	44	660	2,016	134
Upper Division	39	54	22	152	1,217	3,503	233
Apparel Prod Desgn & Merchandg	26	30	22	92	663	2,001	133
Lower Division	8	11	27	35	294	918	61
Upper Division	18	19	19	57	369	1,083	72
Family Resources	22	38	32	104	1,214	3,518	234
Lower Division	1	3	122	9	366	1,098	73
Upper Division	21	35	24	95	848	2,420	161
Hum Nutr/Food/Animal Sci	36	35	26	96	963	2,753	189
Lower Division	5	9	50	23	449	1,289	86
Upper Division	18	17	22	51	389	1,174	78
Graduate Level	13	9	11	22	125	290	25
Animal Science	14	11	18	32	218	616	44
Lower Division	2	2	30	6	60	180	12
Upper Division	6	5	14	17	78	262	17
Graduate Level	6	4	17	9	80	174	15
Food Science & Human Nutrition	22	24	30	64	745	2,137	145
Lower Division	3	7	56	17	389	1,109	74
Upper Division	12	12	25	34	311	912	61
Graduate Level	7	5	6	13	45	116	10
Molec Biosci/Biosys Engr	19	13	25	30	397	1,296	91
Upper Division	10	9	34	25	316	1,011	67
Graduate Level	9	4	7	5	81	285	24
Bioengineering	9	7	16	17	117	314	21
Upper Division	6	6	19	16	111	307	20
Graduate Level	3	1	3	1	6	7	1
Molecular Biosci & Bioengr	10	6	36	13	280	982	70
Upper Division	4	3	64	9	205	704	47
Graduate Level	6	3	8	4	75	278	23
Nat Res & Environ Mgmt	18	14	28	36	419	1,231	86
Lower Division	2	3	74	9	221	663	44
Upper Division	5	4	25	12	102	304	20
Graduate Level	11	7	10	15	96	264	22
Natural Res & Environmtl Mgt	18	14	28	36	419	1,231	86
Lower Division	2	3	74	9	221	663	44
COURSE OFFERING	COURSES	CLASSES		SEMESTER HOURS	STUDENT REGIS	STUDENT SEM HRS	COURSE FTE
		No.	Avg Size				
Upper Division	5	4	25	12	102	304	20
Graduate Level	11	7	10	15	96	264	22
Plant & Environ Protectn Sci	14	10	17	22	204	574	42
Lower Division	1	1	60	3	60	180	12
Upper Division	5	4	17	11	73	203	14
Graduate Level	8	5	9	8	71	191	16
Plant & Environmtl Protect Sci	14	10	17	22	204	574	42
Lower Division	1	1	60	3	60	180	12

Upper Division	5	4	17	11	73	203	14
Graduate Level	8	5	9	8	71	191	16
Trop Plant & Soil Sci	20	17	12	44	239	579	41
Lower Division	2	2	23	4	45	93	6
Upper Division	9	10	12	28	122	348	23
Graduate Level	9	5	9	12	72	138	12
Tropical Plant & Soil Sciences	20	17	12	44	239	579	41
Lower Division	2	2	23	4	45	93	6
Upper Division	9	10	12	28	122	348	23
Graduate Level	9	5	9	12	72	138	12
School of Medicine	170	187	16	461	3,152	11,805	930
Lower Division	7	12	60	22	715	1,675	112
Upper Division	18	18	29	44	525	1,481	98
Graduate Level	145	157	12	395	1,912	8,649	720
Allied Medical Sci	28	35	10	106	351	1,054	76
Lower Division	2	2	14	4	28	56	4
Upper Division	14	14	15	35	216	622	41
Graduate Level	12	19	6	67	107	376	31
Medical Technology	11	11	9	49	96	322	23
Lower Division	2	2	14	4	28	56	4
Upper Division	7	7	9	16	63	153	10
Graduate Level	2	2	3	29	5	113	9
Speech Pathology & Audiology	17	24	11	57	255	732	53
Upper Division	7	7	22	19	153	469	31
Graduate Level	10	17	6	38	102	263	22
Anatomy, Biochem, Physl, Repr Bio	14	17	55	34	949	2,413	165
Lower Division	4	9	66	15	592	1,334	89
Upper Division	2	3	95	6	285	798	53
Graduate Level	8	5	12	13	72	281	23
Anatomy	2	1	23	6	27	156	13
Graduate Level	2	1	23	6	27	156	13
Physiology	10	15	61	27	920	2,253	152
Lower Division	4	9	66	15	592	1,334	89
Upper Division	2	3	95	6	285	798	53
Graduate Level	4	3	12	6	43	121	10
Reproductive Biology	2	1	1	1	2	4	
Graduate Level	2	1	1	1	2	4	
Biomedical Science	15	13	27	28	369	1,360	113
Graduate Level	15	13	27	28	369	1,360	113
Cell and Molecular Biology	12	24	4	63	137	385	31
Upper Division	2	1	14	3	24	61	4
Graduate Level	10	23	4	60	113	324	27
COURSE OFFERING	COURSES	CLASSES		SEMESTER HOURS	STUDENT REGIS	STUDENT SEM HRS	COURSE FTE
		No.	Avg Size				
Family Medicine & Comm Health	5	5	8	20	38	320	27
Graduate Level	5	5	8	20	38	320	27
Geriatric Medicine	2	2	19	6	38	228	19
Graduate Level	2	2	19	6	38	228	19
Medical Education	6	6	62	26	373	1,622	135
Graduate Level	6	6	62	26	373	1,622	135
Medicine	14	14	12	27	168	1,409	117
Graduate Level	14	14	12	27	168	1,409	117
Native Hawaiian Health	4	4	8	19	31	196	16
Graduate Level	4	4	8	19	31	196	16
Obstetrics & Gynecology	6	6	8	21	45	318	27
Graduate Level	6	6	8	21	45	318	27
Pathology	2	2	10		19	69	6
Graduate Level	2	2	10		19	69	6
Pediatrics	9	9	5	15	45	341	28
Graduate Level	9	9	5	15	45	341	28

Psychiatry	6	6	5	15	28	210	18
Graduate Level	6	6	5	15	28	210	18
Public Health	20	20	12	48	247	573	48
Graduate Level	20	20	12	48	247	573	48
Surgery	17	17	8	21	144	891	74
Graduate Level	17	17	8	21	144	891	74
Trop Med, Med Micr & Pharmacology	10	7	20	12	170	416	30
Lower Division	1	1	95	3	95	285	19
Graduate Level	9	6	7	9	75	131	11
Tropical Med & Medcl Micro	9	6	7	9	75	131	11
Graduate Level	9	6	7	9	75	131	11
Pharmacology	1	1	95	3	95	285	19
Lower Division	1	1	95	3	95	285	19
School of Nursing & Dental Hygiene	74	155	13	313	2,083	4,911	342
Lower Division	6	13	10	18	126	210	14
Upper Division	43	96	17	198	1,655	3,839	256
Graduate Level	25	46	6	97	302	862	72
Dental Hygiene	22	54	9	65	488	707	47
Lower Division	6	13	10	18	126	210	14
Upper Division	16	41	9	47	362	497	33
Nursing	52	101	16	248	1,595	4,204	295
Upper Division	27	55	23	151	1,293	3,342	223
Graduate Level	25	46	6	97	302	862	72
School of Social Work	32	51	18	130	914	2,748	219
Lower Division	1	2	26	6	52	156	10
Upper Division	7	10	14	31	144	447	30
Graduate Level	24	39	18	93	718	2,145	179
Social Work	32	51	18	130	914	2,748	219
Lower Division	1	2	26	6	52	156	10
Upper Division	7	10	14	31	144	447	30
Graduate Level	24	39	18	93	718	2,145	179
School of Law	53	63	22	165	1,371	4,153	346
Graduate Level	53	63	22	165	1,371	4,153	346
Law	53	63	22	165	1,371	4,153	346
COURSE OFFERING	COURSES	CLASSES		SEMESTER HOURS	STUDENT REGIS	STUDENT SEM HRS	COURSE FTE
		No.	Avg Size				
Graduate Level	53	63	22	165	1,371	4,153	346
Military Studies	16			38	278	562	37
Lower Division	9			12	122	184	12
Upper Division	7			26	156	378	25
Aerospace Studies	9			10	131	196	13
Lower Division	5			3	42	61	4
Upper Division	4			7	89	135	9
Military Science & Leadership	7			28	147	366	24
Lower Division	4			9	80	123	8
Upper Division	3			19	67	243	16

1/ Number of classes excludes classes numbered -99 (Individual Instruction), 700 (Thesis Research), and 800 (Dissertation Research). Also excludes Aerospace Studies and Military Science classes.

2/ Languages and Literatures of Europe and the Americas formerly called European Languages and Literature; name change effective Fall 2000.

3/ Second Language Studies formerly called English as a Second Language; name change effective July 2000.

4/ Departments of Communication and Journalism were merged under the School of Communications as of June 2000.

5/ Ocean and Resources Engineering formerly called Ocean Engineering; name change effective Spring 2000.

6/ Information Technology Management formerly called Decision Sciences; name change effective Fall 2000.

7/ In Fall 2002, the Department of Teacher Education and Curriculum Studies (TECS) was reorganized into two new units: The Institute for Teacher Education (ITE) and Curriculum Studies (EDCS). New course alphas, EDCS and ITE, were added in Fall 2003.

8/ Civil and Environmental Engineering formerly called Civil Engineering; name change effective Fall 2002.

9/ College of Trop Ag & Hum Resources was reorganized in 1999-2000.

10/ Apparel, Product, Design & Merchandising formerly called Textiles and Clothing; name change effective Fall 2001.

11/ School of Public Health was consolidated into School of Medicine effective Fall 2000.

12/ The departments of Anatomy and Reproductive Biology, Biochemistry and Biophysics, and Physiology were merged into the Department of Anatomy, Biochemistry, Physiology and Reproductive Biology effective November 2003.

13/ Cell and Molecular Biology formerly called Genetics and Molecular Biology; name change effective Spring 2001.

14/ The departments of Tropical Medicine, Medical Microbiology and Pharmacology were merged into the Department of Tropical Medicine, Medical

Microbiology and Pharmacology effective November 2003.

15/ School of Nursing and Dental Hygiene formerly called School of Nursing; name change effective July 2000.

16/ Creation of the Hawai`i inuiakea School of Hawaiian Knowledge and renaming of the School of Hawaiian, Asian and Pacific Studies to the School of Pacific and Asian Studies, and the Department of Hawaiian and Indo-Pacific Languages and Literature to the Department of Indo-Pacific Languages and Literature at the University of Hawai`i at Manoa, approved by Board of Regents effective July 1, 2007.

SERIES: Course Registration Report

SOURCE: Banner Operational Data Store (ODS), IRO_SOCAD, IRO_SOCEX

University of Hawai`i, Institutional Research Office

© 2005-2008 University of Hawai`i

Table 2
Course Registration Summary, By Course Level
 University of Hawai'i at Manoa
 Fall 2005 to Fall 2007

Course Level	COURSES	CLASSES	SEMESTER HOURS	STUDENT REGIS	STUDENT SEM HRS
Fall 2005	2,591	4,867	9,643	82,627	236,333
000-099	9	26	69	424	1,498
100-199	212	705	1,664	26,096	69,058
200-299	244	462	1,264	11,942	35,250
300-399	556	879	2,169	19,737	57,728
400-499	543	798	1,867	10,857	30,858
500-599	163	182	437	3,022	12,040
600-800	864	1,815	2,173	10,549	29,901
Fall 2006	2,643	4,986	9,805	80,605	230,778
000-099	9	24	63	359	1,227
100-199	213	699	1,638	24,706	64,957
200-299	232	467	1,283	11,949	35,238
300-399	581	946	2,304	19,973	58,214
400-499	554	774	1,795	10,265	29,036
500-599	182	196	462	2,943	12,132
600-800	872	1,880	2,260	10,410	29,974
Fall 2007	2,646	5,126	10,102	79,735	228,057
000-099	9	29	78	406	1,606
100-199	216	688	1,610	24,140	63,559
200-299	228	455	1,241	11,266	33,001
300-399	594	956	2,341	19,928	57,855
400-499	567	819	1,926	10,615	29,887
500-599	169	188	535	2,878	12,268
600-800	863	1,991	2,371	10,502	29,881

1/ Number of classes includes courses numbered -99 (Individual Instruction), 700 (Thesis Research), and 800 (Dissertation Research).

SERIES: Course Registration Report

SOURCE: Banner Operational Data Store (ODS), IRO_SOCAD, IRO_SOCEX

University of Hawai'i, Institutional Research Office

© 2005-2008 University of Hawai'i

Table 3
Student Semester Hours (SSH) and Course FTE
 University of Hawai'i at Manoa
 Fall 2005 to Fall 2007

College and Level	Fall 2005			Fall 2006			Fall 2007		
	SSH		COURSE FTE	SSH		COURSE FTE	SSH		COURSE FTE
	No.	%Chg		No.	%Chg		No.	%Chg	
TOTAL	236,333		16,451	230,778	-2	16,098	228,057	-1	15,906
Lower Division	105,806		7,055	101,422	-4	6,760	98,166	-3	6,544
Upper Division	88,586		5,898	87,250	-2	5,820	87,742	1	5,844
Graduate Level	41,941		3,498	42,106	<1	3,518	42,149	<1	3,518
College of Arts & Sciences	143,068		9,746	137,779	-4	9,396	131,524	-5	8,961
Lower Division	84,947		5,663	80,597	-5	5,372	76,074	-6	5,073
Upper Division	45,636		3,039	44,918	-2	2,997	44,055	-2	2,935
Graduate Level	12,485		1,044	12,264	-2	1,027	11,395	-7	953
Arts & Humanities	32,560		2,203	31,095	-4	2,106	30,131	-3	2,037
Lower Division	18,868		1,258	17,848	-5	1,189	16,245	-9	1,082
Upper Division	11,759		784	11,331	-4	756	12,099	7	806
Graduate Level	1,933		161	1,916	-1	161	1,787	-7	149
Lang, Ling & Lit	35,886		2,437	33,966	-5	2,309	31,666	-7	2,153
Lower Division	21,946		1,463	20,354	-7	1,355	18,406	-10	1,228
Upper Division	11,281		751	11,077	-2	741	10,827	-2	721
Graduate Level	2,659		223	2,535	-5	213	2,433	-4	204
Natural Sciences	34,022		2,320	33,089	-3	2,260	32,399	-2	2,205
Lower Division	25,387		1,693	24,481	-4	1,633	24,214	-1	1,615
Upper Division	5,452		362	5,414	-1	360	5,578	3	373
Graduate Level	3,183		265	3,194	<1	267	2,607	-18	217
Social Sciences	39,305		2,698	38,557	-2	2,648	35,747	-7	2,457
Lower Division	18,081		1,205	17,498	-3	1,167	16,351	-7	1,091
Upper Division	16,642		1,109	16,534	-1	1,103	15,015	-9	999
Graduate Level	4,582		384	4,525	-1	378	4,381	-3	367
Other Arts & Sciences	1,295		88	1,072	-17	73	1,581	47	109
Lower Division	665		44	416	-37	28	858	106	57
Upper Division	502		33	562	12	37	536	-5	36
Graduate Level	128		11	94	-27	8	187	99	16
Hawai'i inuiakea Sch Hawn Knowledge							7,452		504
Lower Division							5,538		369
Upper Division							1,500		100
Graduate Level							414		35
School of Hawn, Asian, Pac St	5,606		385	6,253	12	426			
Lower Division	3,524		236	4,160	18	277			
Upper Division	1,481		99	1,519	3	101			
Graduate Level	601		50	574	-4	48			
Schl of Pacific & Asian Studies							1,551		109
Lower Division							447		30
Upper Division							772		51
Graduate Level							332		28
School of Ocean Earth Sci Tech	4,410		317	4,230	-4	305	4,322	2	311
Lower Division	2,059		138	1,911	-7	127	1,943	2	129
Upper Division	992		66	924	-7	62	939	2	62
Graduate Level	1,359		113	1,395	3	116	1,440	3	120
School of Architecture	2,668		190	2,626	-2	187	2,683	2	196
Lower Division	988		66	963	-3	64	833	-13	56
Upper Division	990		66	937	-5	62	843	-10	56
Graduate Level	690		58	726	5	61	1,007	39	84
College of Business Admin	17,565		1,237	16,353	-7	1,156	15,842	-3	1,108
Lower Division	2,743		182	2,781	1	185	2,784	<1	185
Upper Division	10,730		714	9,644	-10	643	9,818	2	653
Graduate Level	4,092		341	3,928	-4	328	3,240	-18	270
School of Travel Ind Mgt	3,218		217	3,391	5	228	3,632	7	243
Lower Division	897		60	678	-24	45	771	14	51
Upper Division	2,178		145	2,589	19	173	2,760	7	184
Graduate Level	143		12	124	-13	10	101	-19	8

College of Education	19,696		1,400	18,895	-4	1,355	18,416	-3	1,334
Lower Division	2,434		162	2,314	-5	154	2,175	-6	145
Upper Division	12,032		802	10,907	-9	727	9,902	-9	660
Graduate Level	5,230		436	5,674	8	474	6,339	12	529
College of Engineering	5,722		394	6,433	12	444	6,504	1	450
Lower Division	1,578		105	1,532	-3	102	1,135	-26	76
Upper Division	3,295		219	4,033	22	269	4,465	11	299
Graduate Level	849		70	868	2	73	904	4	75
College of Trop Ag & Hum Res	11,578		791	11,671	1	797	11,952	2	816
Lower Division	4,390		293	4,201	-4	281	4,241	1	282
Upper Division	5,954		396	6,415	8	428	6,543	2	435
Graduate Level	1,234		102	1,055	-15	88	1,168	11	99
School of Medicine	11,335		889	11,142	-2	878	11,805	6	930
Lower Division	1,742		116	1,748	<1	117	1,675	-4	112
Upper Division	1,490		98	1,388	-7	93	1,481	7	98
Graduate Level	8,103		675	8,006	-1	668	8,649	8	720
School of Nursing & Dental Hygiene	4,048		281	4,243	5	294	4,911	16	342
Lower Division	220		15	250	14	17	210	-16	14
Upper Division	3,210		214	3,335	4	222	3,839	15	256
Graduate Level	618		52	658	6	55	862	31	72
School of Social Work	2,231		178	2,654	19	214	2,748	4	219
Lower Division	120		8	99	-18	7	156	58	10
Upper Division	413		28	359	-13	24	447	25	30
Graduate Level	1,698		142	2,196	29	183	2,145	-2	179
School of Law	4,839		403	4,638	-4	387	4,153	-10	346
Graduate Level	4,839		403	4,638	-4	387	4,153	-10	346
Military Studies	349		23	470	35	31	562	20	37
Lower Division	164		11	188	15	12	184	-2	12
Upper Division	185		12	282	52	19	378	34	25

1/ Percent change between -.49 and 0 is noted as (<1). Percent change between -.9 and -.5 is rounded to -1.

2/ School of Public Health was consolidated into School of Medicine effective Fall 2000.

3/ School of Nursing and Dental Hygiene formerly called School of Nursing; name change effective July 2000.

4/ Creation of the Hawai'i inuiakea School of Hawaiian Knowledge and renaming of the School of Hawaiian, Asian and Pacific Studies to the School of Pacific and Asian Studies, and the Department of Hawaiian and Indo-Pacific Languages and Literature to the Department of Indo-Pacific Languages and Literature at the University of Hawai'i at Manoa, approved by Board of Regents effective July 1, 2007.

SERIES: Course Registration Report

SOURCE: Banner Operational Data Store (ODS), IRO_SOCAD

University of Hawai'i, Institutional Research Office

© 2005-2008 University of Hawai'i

Table 4
Number of Classes and Average Class Size
 University of Hawai'i at Manoa
 Fall 2005 to Fall 2007

College and Level	Fall 2005			Fall 2006			Fall 2007		
	Classes		Avg	Classes		Avg	Classes		Avg
	No.	%Chg	Size	No.	%Chg	Size	No.	%Chg	Size
TOTAL	3,691		22	3,740	1	21	3,835	3	20
Lower Division	1,176		33	1,174	(<1)	31	1,160	-1	31
Upper Division	1,483		20	1,501	1	20	1,557	4	19
Graduate Level	1,032		11	1,065	3	11	1,118	5	10
College of Arts & Sciences	2,070		24	2,111	2	22	2,076	-2	22
Lower Division	941		32	926	-2	31	893	-4	30
Upper Division	729		22	764	5	20	776	2	19
Graduate Level	400		9	421	5	8	407	-3	7
Arts & Humanities	502		23	516	3	22	522	1	21
Lower Division	200		33	199	-0	32	191	-4	30
Upper Division	210		21	220	5	20	246	12	19
Graduate Level	92		6	97	5	5	85	-12	6
Lang, Ling & Lit	682		16	662	-3	16	641	-3	16
Lower Division	368		18	357	-3	18	333	-7	17
Upper Division	226		16	234	4	15	229	-2	15
Graduate Level	88		9	71	-19	10	79	11	9
Natural Sciences	402		32	446	11	28	428	-4	28
Lower Division	236		42	235	(<1)	40	241	3	39
Upper Division	89		22	107	20	19	100	-7	20
Graduate Level	77		11	104	35	8	87	-16	7
Social Sciences	430		30	438	2	28	423	-3	27
Lower Division	101		61	103	2	57	86	-17	64
Upper Division	189		29	189	0	28	186	-2	26
Graduate Level	140		9	146	4	8	151	3	8
Other Arts & Sciences	54		12	49	-9	12	62	27	12
Lower Division	36		12	32	-11	11	42	31	12
Upper Division	15		10	14	-7	13	15	7	11
Graduate Level	3		24	3	0	18	5	67	17
Hawai'i inuiakea Sch Hawn Knowledge							108		21
Lower Division							65		26
Upper Division							34		14
Graduate Level							9		13
School of Hawn, Asian, Pac St	81		22	84	4	23			
Lower Division	37		29	41	11	33			
Upper Division	25		19	24	-4	20			
Graduate Level	19		9	19	0	8			
Schl of Pacific & Asian Studies							28		15
Lower Division							1		55
Upper Division							14		19
Graduate Level							13		7
School of Ocean Earth Sci Tech	83		17	81	-2	16	83	2	16
Lower Division	27		31	28	4	28	28	0	29
Upper Division	22		15	23	5	13	20	-13	15
Graduate Level	34		7	30	-12	7	35	17	6
School of Architecture	31		23	33	6	22	44	33	16
Lower Division	10		29	9	-10	31	9	0	27
Upper Division	14		24	17	21	18	15	-12	19
Graduate Level	7		14	7	0	18	20	186	9
College of Business Admin	188		31	200	6	27	193	-4	28
Lower Division	14		64	19	36	48	20	5	45
Upper Division	117		30	115	-2	28	116	1	29
Graduate Level	57		25	66	16	19	57	-14	21
School of Travel Ind Mgt	29		40	28	-3	43	34	21	38
Lower Division	3		122	3	0	93	3	0	107
Upper Division	21		35	20	-5	44	27	35	35
Graduate Level	5		9	5	0	8	4	-20	7

College of Education	508		15	506	(<1)	14	531	5	13
Lower Division	70		29	73	4	28	73	0	26
Upper Division	268		15	256	-4	14	258	1	13
Graduate Level	170		9	177	4	10	200	13	9
College of Engineering	127		15	121	-5	18	125	3	17
Lower Division	19		30	19	0	29	12	-37	29
Upper Division	75		15	73	-3	19	75	3	20
Graduate Level	33		6	29	-12	7	38	31	5
College of Trop Ag & Hum Res	151		25	150	-1	25	157	5	25
Lower Division	29		50	30	3	47	29	-3	49
Upper Division	91		22	94	3	22	98	4	22
Graduate Level	31		10	26	-16	9	30	15	10
School of Medicine	176		16	179	2	16	187	4	16
Lower Division	12		62	12	0	63	12	0	60
Upper Division	17		29	15	-12	32	18	20	29
Graduate Level	147		11	152	3	11	157	3	12
School of Nursing & Dental Hygiene	134		13	130	-3	14	155	19	13
Lower Division	13		10	13	0	12	13	0	10
Upper Division	97		14	93	-4	16	96	3	17
Graduate Level	24		8	24	0	9	46	92	6
School of Social Work	44		17	48	9	18	51	6	18
Lower Division	1		40	1	0	33	2	100	26
Upper Division	7		18	7	0	16	10	43	14
Graduate Level	36		16	40	11	18	39	-2	18
School of Law	69		25	69	0	23	63	-9	22
Graduate Level	69		25	69	0	23	63	-9	22

1/ Excludes courses numbered -99 (Individual Instruction), 700 (Thesis Research) and 800 (Dissertation Research). Also excludes Aerospace Studies and Military Science courses.

2/ Percent change between -.49 and 0 is noted as (<1). Percent change between -.9 and -.5 is rounded to -1.

3/ School of Public Health was consolidated into School of Medicine effective Fall 2000.

4/ School of Nursing and Dental Hygiene formerly called School of Nursing; name change effective July 2000.

5/ Creation of the Hawai'i inuiakea School of Hawaiian Knowledge and renaming of the School of Hawaiian, Asian and Pacific Studies to the School of Pacific and Asian Studies, and the Department of Hawaiian and Indo-Pacific Languages and Literature to the Department of Indo-Pacific Languages and Literature at the University of Hawai'i at Manoa, approved by Board of Regents effective July 1, 2007.

SERIES: Course Registration Report

SOURCE: Banner Operational Data Store (ODS), IRO_SOCAD

University of Hawai'i, Institutional Research Office

© 2005-2008 University of Hawai'i