

COURSE REGISTRATION REPORT
UNIVERSITY OF HAWAI'I – WEST O'AHU
FALL 2002

Institutional Research Office
University of Hawai'i
March 2003

File Reference: Management and Planning Support Folder, Courses

Reports available online at: <http://www.hawaii.edu/iro/maps.htm>

COURSE REGISTRATION SUMMARY
UNIVERSITY OF HAWAII – WEST O‘AHU
FALL 2002

In Fall 2002, 87 courses were taught at the UH West O‘ahu, resulting in 2,368 registrations for a total of 7,083 student semester hours (SSH) and course FTE of 472 (Table 1). There were 101 classes, excluding directed reading, practicum and senior project classes and the average class size was 22 students.

Total SSH for Fall 2002 was highest within five years. SSH increased 6.6% from the previous Fall semester and was 10.7% higher than Fall 1998 (Table 2). Most of the gain occurred in the Division of Social Sciences, from 2,901 to 3,966, an increase of 36.7% over five years. The Division of Social Sciences accounted for more than half of the total SSH in Fall 2002 (Figure 2, Table 1).

Compared to Fall 1998, number of classes increased by 11 and the average class size dropped from 23 to 22 (Table 3).

Figure 1
Student Semester Hours (SSH)

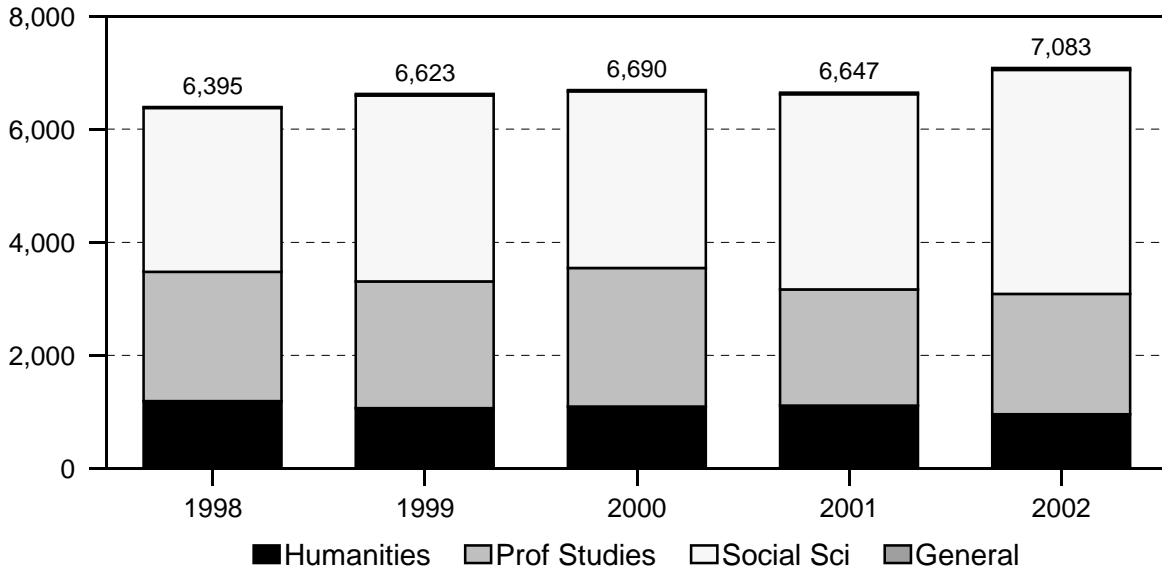


Figure 2
Total SSH, By Division

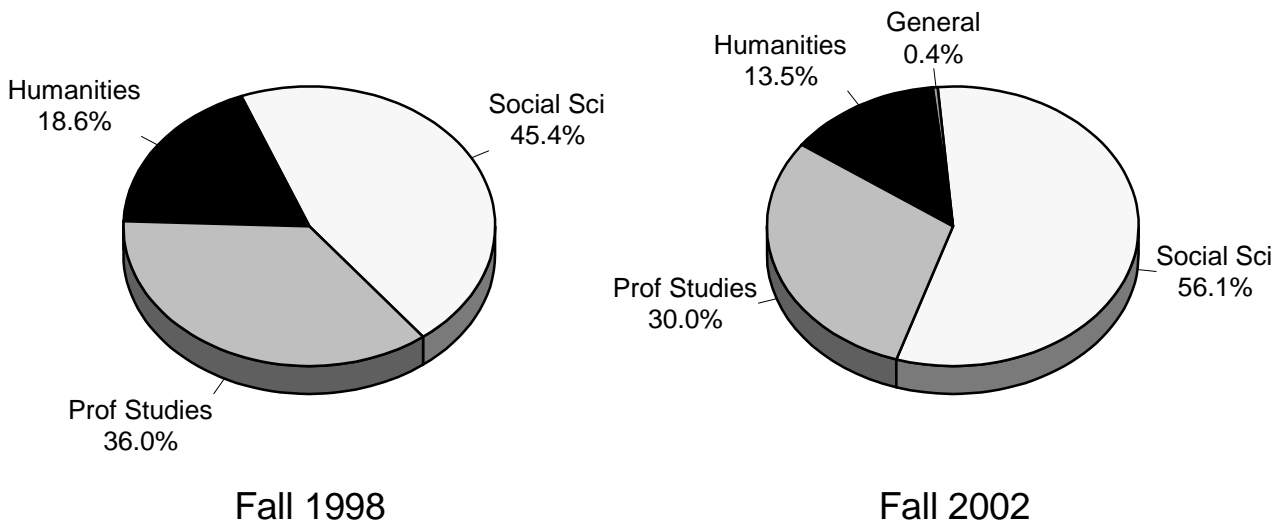


Figure 3
Course FTE

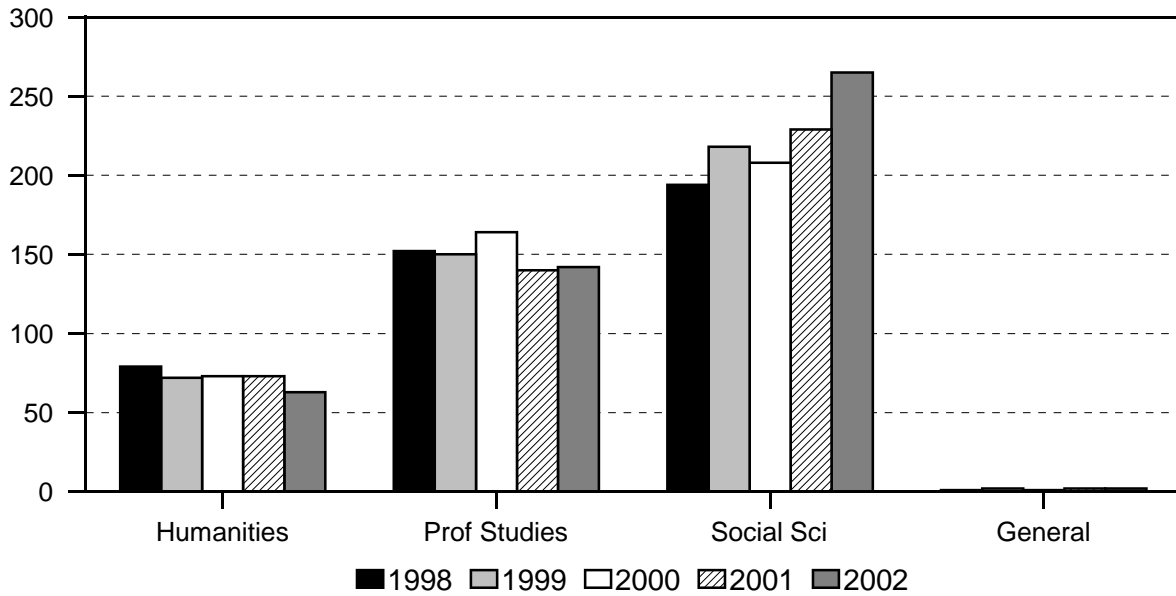


Figure 4
Average Class Size

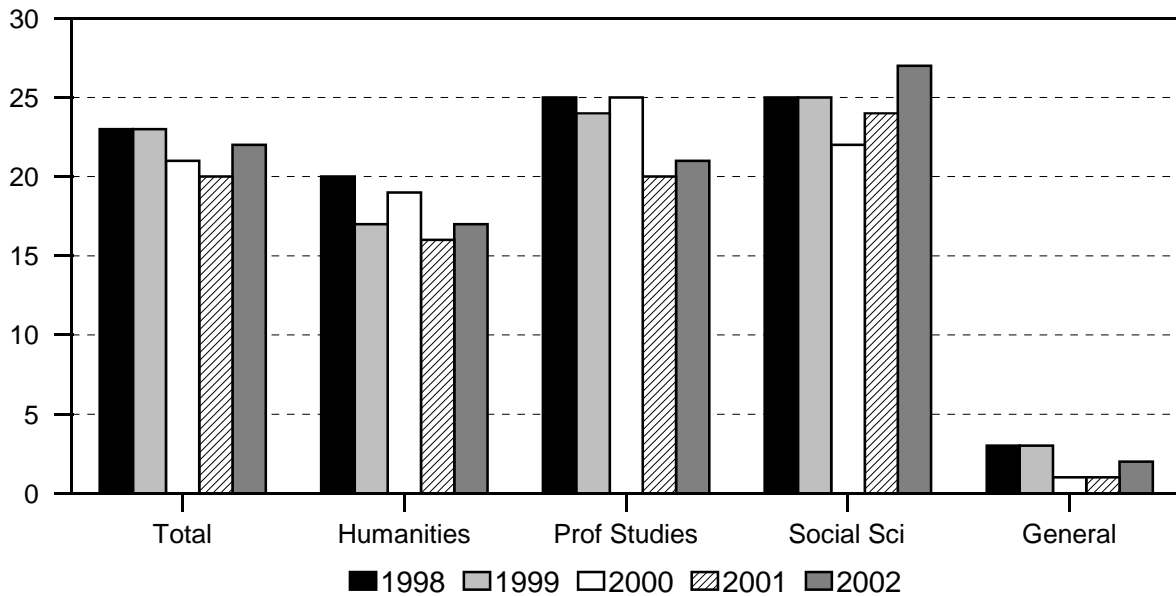


TABLE 1
 COURSE REGISTRATION SUMMARY, BY DIVISION AND COURSE OFFERING
 STUDENT SEMESTER HOURS AND COURSE FTE
 UNIVERSITY OF HAWAII - WEST O'AHU
 FALL 2002

DIVISION AND COURSE OFFERING	COURSES		CLASSES 1/			SEMESTER HOURS		STUDENT REGISTRATIONS		STUDENT SEMESTER HRS		COURSE FTE
	No.	Pct.	No.	Pct.	Avg Size	No.	Pct.	No.	Pct.	No.	Pct.	No.
TOTAL	87	100.0	101	100.0	22	307	100.0	2,368	100.0	7,083	100.0	472
HUMANITIES	15	17.1	17	17.0	17	51	16.5	320	13.5	958	13.5	63
Hawn-Pac Studies 2/.....	3	3.4	3	3.0	23	9	2.9	70	3.0	210	3.0	14
History	3	3.4	3	3.0	18	9	2.9	57	2.4	170	2.4	11
Humanities	2	2.3	4	4.0	22	12	3.9	112	4.7	336	4.7	22
Literature	4	4.6	4	4.0	13	12	3.9	52	2.2	155	2.2	10
Philosophy	3	3.4	3	3.0	10	9	2.9	29	1.2	87	1.2	6
PROFESS STUDIES	28	32.2	32	31.7	21	96	31.3	714	30.2	2,128	30.0	142
Business Admin	12	13.8	14	13.9	23	42	13.7	341	14.4	1,015	14.3	68
Public Admin	16	18.4	18	17.8	20	54	17.6	373	15.8	1,113	15.7	74
SOCIAL SCIENCES	40	45.9	46	45.5	27	138	45.1	1,325	55.9	3,966	56.1	265
Anthropology	5	5.7	6	5.9	22	18	5.9	132	5.6	394	5.6	26
Economics	4	4.6	5	5.0	24	15	4.9	121	5.1	359	5.1	24
Political Science	6	6.9	6	5.9	25	18	5.9	150	6.3	450	6.4	30
Psychology	15	17.2	15	14.9	30	45	14.7	460	19.4	1,374	19.4	92
Social Science	2	2.3	6	5.9	34	18	5.9	249	10.5	750	10.6	50
Sociology	8	9.2	8	7.9	27	24	7.8	213	9.0	639	9.0	43
GENERAL	4	4.6	6	6.0	2	22	7.2	9	0.4	31	0.4	2
Aerospace Studies	2	2.3	2	2.0	3	6	2.0	5	0.2	15	0.2	1
Military Science 3/.....	2	2.3	4	4.0	1	16	5.2	4	0.2	16	0.2	1

1/ Excludes directed reading, practicum and senior project classes.

2/ Hawaiian Pacific Studies added in Spring 1999.

3/ Military Science added in Fall 1999.

Note: Adjustments are based on recommendations made by the campus.

TABLE 2
STUDENT SEMESTER HOURS AND COURSE FTE
UNIVERSITY OF HAWAI'I - WEST O'AHU
FALL 1998 TO FALL 2002

COURSE OFFERING	FALL 1998			FALL 1999			FALL 2000			FALL 2001			FALL 2002		
	SSH	%Chg	FTE	SSH	%Chg	FTE	SSH	%Chg	FTE	SSH	%Chg	FTE	SSH	%Chg	FTE
TOTAL	6,395	8.6	426	6,623	3.6	442	6,690	1.0	446	6,647	-0.6	444	7,083	6.6	472
HUMANITIES	1,191	10.3	79	1,067	-10.4	72	1,092	2.3	73	1,083	-0.8	73	958	-11.5	63
Hawn-Pac Studies 1/.....				144		10	0	-100.0	0	21		1	210	900.0	14
History	288	-11.1	19	266	-7.6	18	261	-1.9	17	177	-32.2	12	170	-4.0	11
Humanities	468	8.3	31	408	-12.8	27	462	13.2	31	504	9.1	34	336	-33.3	22
Literature	198		13	147	-25.8	10	255	73.5	17	206	-19.2	14	155	-24.8	10
Philosophy	237	163.3	16	102	-57.0	7	114	11.8	8	175	53.5	12	87	-50.3	6
PROFESS STUDIES 2/.....	2,285	8.3	152	2,240	-2.0	150	2,451	9.4	164	2,113	-13.8	140	2,128	0.7	142
Business Admin	1,161	8.3	77	1,284	10.6	86	1,314	2.3	88	1,117	-15.0	74	1,015	-9.1	68
Profess Studies	336	77.8	22	0	-100.0	0	0		0	0		0	0		0
Public Admin	788	-7.1	53	956	21.3	64	1,137	18.9	76	996	-12.4	66	1,113	11.7	74
SOCIAL SCIENCES	2,901	7.5	194	3,290	13.4	218	3,125	-5.0	208	3,426	9.6	229	3,966	15.8	265
Anthropology	276	1.8	18	442	60.1	29	393	-11.1	26	495	26.0	33	394	-20.4	26
Economics	240	-10.1	16	261	8.8	17	208	-20.3	14	235	13.0	16	359	52.8	24
Political Science	153	86.6	10	283	85.0	19	164	-42.0	11	205	25.0	14	450	119.5	30
Psychology	1,134	17.5	76	1,259	11.0	84	1,199	-4.8	80	1,347	12.3	90	1,374	2.0	92
Social Science	519	-17.2	35	546	5.2	36	603	10.4	40	492	-18.4	33	750	52.4	50
Sociology	579	19.1	39	499	-13.8	33	558	11.8	37	652	16.8	43	639	-2.0	43
GENERAL 2/.....	18		1	26	44.4	2	22	-15.4	1	25	13.6	2	31	24.0	2
Aerospace Studies 2/.....	18		1	18	0.0	1	6	-66.7	0	9	50.0	1	15	66.7	1
Military Science 3/.....				8		1	16	100.0	1	16	0.0	1	16	0.0	1

1/ Hawaiian Pacific Studies added in Spring 1999.

2/ Aerospace Studies was reported under Professional Studies in Fall 1998. Therefore, totals and percentage changes differ from Fall 1998 report.

3/ Military Science added in Fall 1999.

TABLE 3
NUMBER OF CLASSES AND AVERAGE CLASS SIZE 1/
UNIVERSITY OF HAWAI'I - WEST O'AHU
FALL 1998 TO FALL 2002

COURSE OFFERING	FALL 1998			FALL 1999			FALL 2000			FALL 2001			FALL 2002		
	No. of Classes	%Chg	Avg Size	No. of Classes	%Chg	Avg Size	No. of Classes	%Chg	Avg Size	No. of Classes	%Chg	Avg Size	No. of Classes	%Chg	Avg Size
TOTAL	90	0.0	23	94	4.4	23	104	10.6	21	102	-1.9	20	101	-1.0	22
HUMANITIES	19	-5.0	20	20	5.3	17	19	-5.0	19	20	5.3	16	17	-15.0	17
Hawn-Pac Studies 2/.....				2		24				1		7	3		23
History	4		23	6		14	5		17	4		14	3		18
Humanities	7		21	6		21	6		25	7		20	4		22
Literature	5		13	3		16	5		17	4		17	4		13
Philosophy	3		26	3		11	3		12	4		14	3		10
PROFESS STUDIES 3/.....	30	-3.2	25	29	-3.3	24	33	13.8	25	32	-3.0	20	32	0.0	21
Business Admin	16		24	16		26	19		23	13		26	14		23
Profess Studies	5		21												
Public Admin	9		29	13		22	14		27	19		17	18		20
SOCIAL SCIENCES	39	0.0	25	42	7.7	25	46	9.5	22	45	-2.2	24	46	2.2	27
Anthropology	5		18	6		24	6		22	6		28	6		22
Economics	3		25	4		21	3		23	3		24	5		24
Political Science	3		17	4		20	3		18	3		20	6		25
Psychology	14		27	16		26	17		23	19		24	15		30
Social Science	6		28	6		29	7		28	5		26	6		34
Sociology	8		24	6		28	10		19	9		24	8		27
GENERAL 3/.....	2		3	3	50.0	3	6	100.0	1	5	-16.7	1	6	20.0	2
Aerospace Studies 3/.....	2		3	2		3	2		1	2		2	2		3
Military Science 4/.....				1		2	4		1	3		1	4		1

1/ Excludes directed reading, practicum and senior project classes.

2/ Hawaiian Pacific Studies added in Spring 1999.

3/ Aerospace Studies was reported under Professional Studies in Fall 1998. Therefore, totals and percentage changes differ from Fall 1998 report.

4/ Military Science added in Fall 1999.

Note: Adjustments are based on recommendations made by the campus.