

COURSE REGISTRATION REPORT
UNIVERSITY OF HAWAI'I – WEST O'AHU
FALL 2006

Institutional Research Office
University of Hawai'i
June 2007

File Reference: Management and Planning Support Folder, Courses

Reports available online at: <http://www.hawaii.edu/iro/maps.htm>

University of Hawai'i - West O'ahu, Fall 2002 to Fall 2006

Figure 1
Student Semester Hours (SSH)

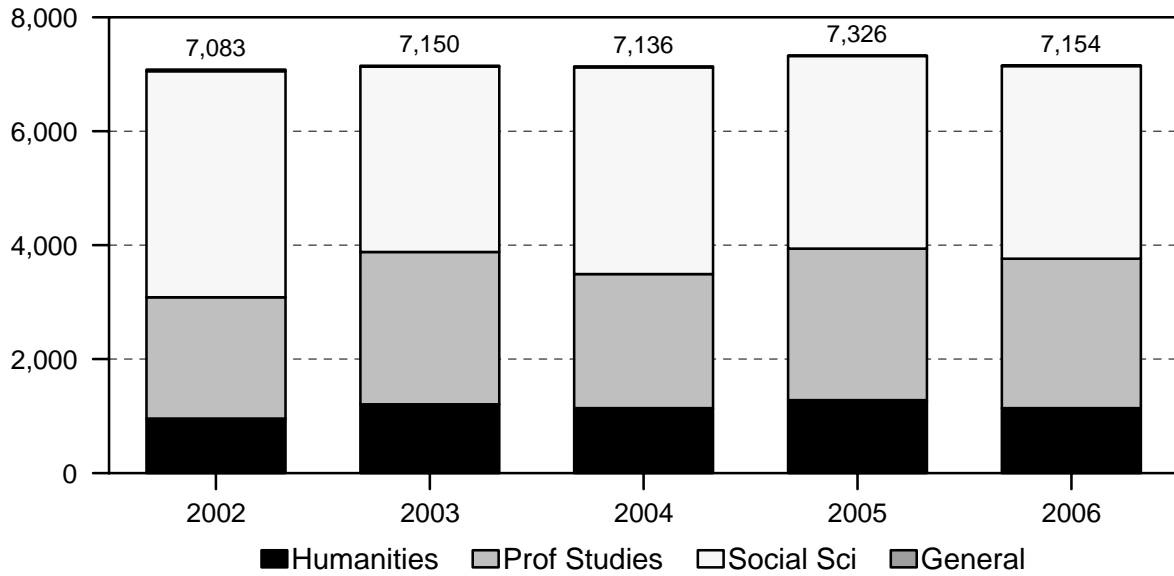
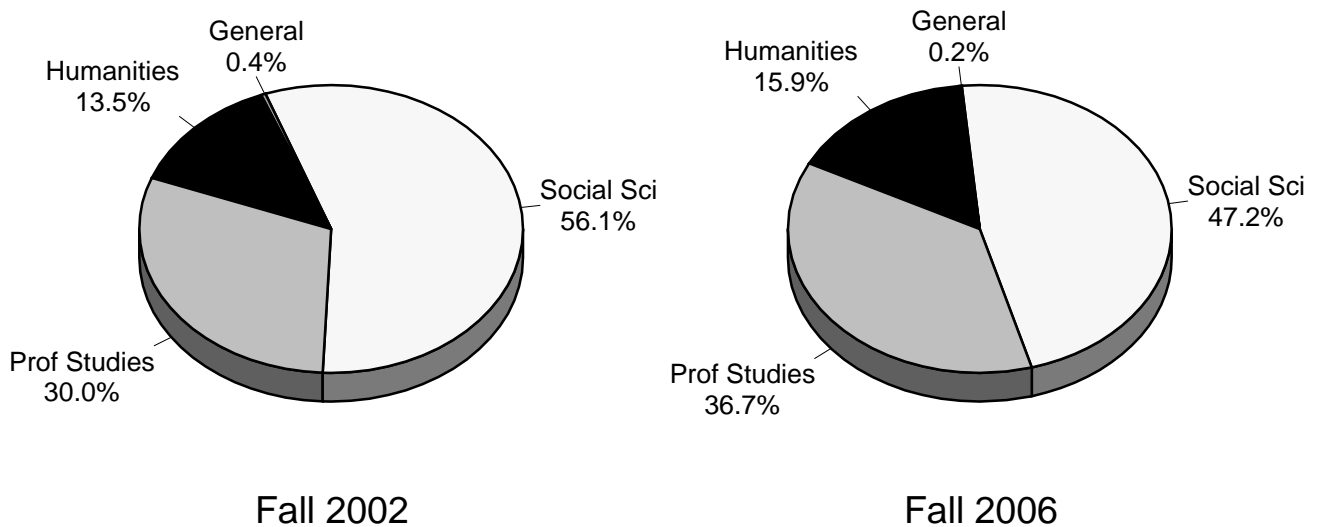


Figure 2
Total SSH, By Division



University of Hawai'i - West O'ahu, Fall 2002 to Fall 2006

Figure 3
Course FTE

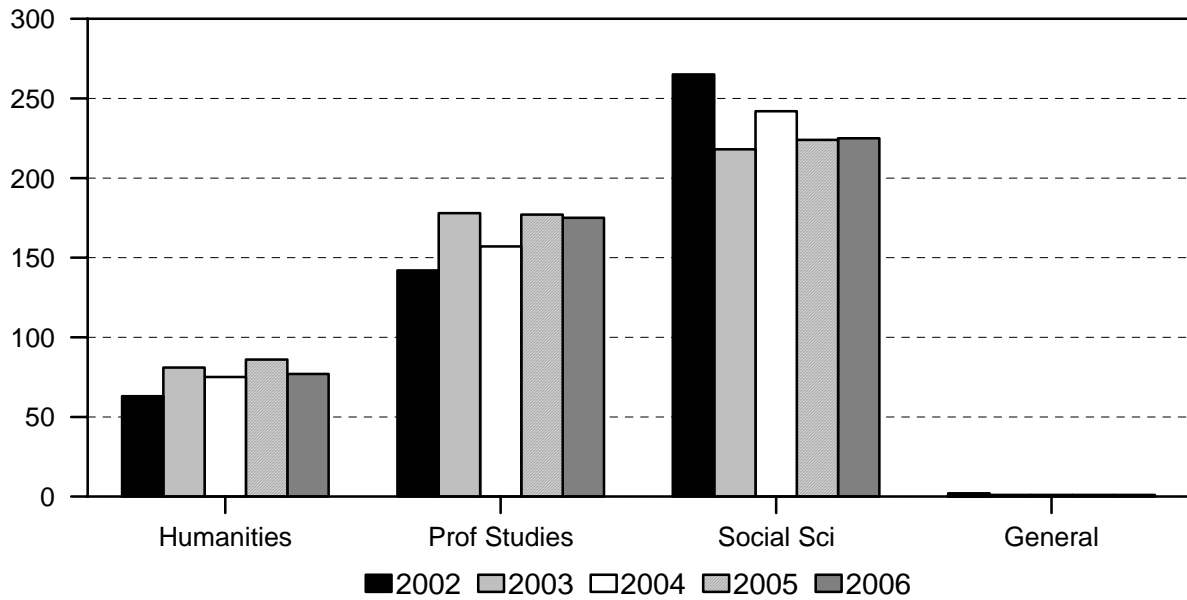


Figure 4
Average Class Size

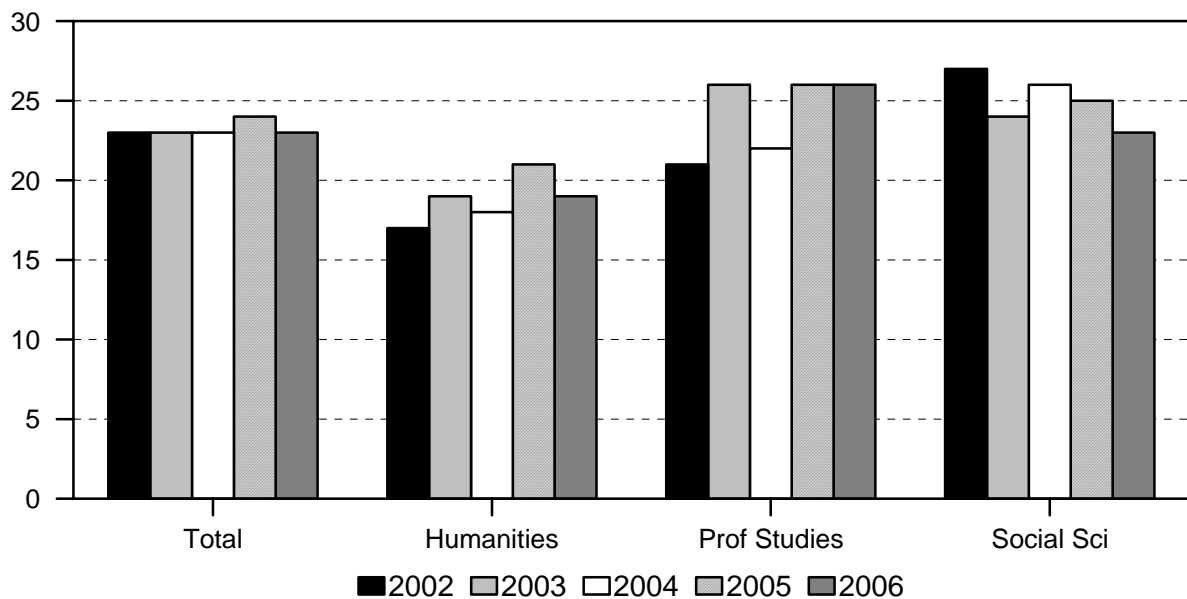


TABLE 1
 COURSE REGISTRATION SUMMARY, BY DIVISION AND COURSE OFFERING
 UNIVERSITY OF HAWAI'I - WEST O'AHU
 FALL 2006

DIVISION AND COURSE OFFERING	COURSES		CLASSES 1/			SEMESTER HOURS		STUDENT REGISTRATIONS		STUDENT SEMESTER HRS		COURSE FTE
	No.	Pct.	No.	Pct.	Avg Size	No.	Pct.	No.	Pct.	No.	Pct.	No.
TOTAL	90	100.0	98	100.0	23	299	100.0	2,387	100.0	7,154	100.0	478
HUMANITIES	17	18.9	19	19.4	19	57	19.1	380	15.9	1,138	15.9	77
Hawn-Pac Studies	3	3.3	3	3.1	18	9	3.0	56	2.3	168	2.3	11
History	5	5.6	5	5.1	22	15	5.0	108	4.5	324	4.5	22
Humanities	2	2.2	4	4.1	23	12	4.0	104	4.4	312	4.4	21
Literature	3	3.3	3	3.1	19	9	3.0	59	2.5	175	2.4	12
Philosophy	4	4.4	4	4.1	13	12	4.0	53	2.2	159	2.2	11
PROFESS STUDIES	29	32.2	31	31.6	26	93	31.1	876	36.7	2,626	36.7	175
Business Admin	14	15.6	16	16.3	28	48	16.1	485	20.3	1,453	20.3	97
Public Admin	15	16.7	15	15.3	24	45	15.1	391	16.4	1,173	16.4	78
SOCIAL SCIENCES	42	46.7	48	49.0	23	141	47.2	1,128	47.3	3,378	47.2	225
Anthropology	5	5.6	5	5.1	22	15	5.0	110	4.6	330	4.6	22
Early Childhood Educ .	2	2.2	2	2.0	29	6	2.0	57	2.4	171	2.4	11
Economics	4	4.4	4	4.1	23	12	4.0	90	3.8	270	3.8	18
Political Science	5	5.6	5	5.1	16	15	5.0	78	3.3	234	3.3	16
Psychology	15	16.7	16	16.3	22	45	15.1	361	15.1	1,079	15.1	72
Social Science	4	4.4	9	9.2	26	27	9.0	274	11.5	822	11.5	55
Sociology	7	7.8	7	7.1	22	21	7.0	158	6.6	472	6.6	31
GENERAL	2	2.2	0	0.0		8	2.7	3	0.1	12	0.2	1
Military Science	2	2.2	0	0.0		8	2.7	3	0.1	12	0.2	1

1/ Excludes directed reading and research, practicum, and senior project classes. Also Excludes Aerospace Studies and Military Science classes.

TABLE 2
 STUDENT SEMESTER HOURS AND COURSE FTE
 UNIVERSITY OF HAWAI'I - WEST O'AHU
 FALL 2002 TO FALL 2006

COURSE OFFERING	FALL 2002			FALL 2003			FALL 2004			FALL 2005			FALL 2006		
	SSH	%Chg	FTE	SSH	%Chg	FTE	SSH	%Chg	FTE	SSH	%Chg	FTE	SSH	%Chg	FTE
TOTAL	7,083	6.6	472	7,150	0.9	478	7,136	-0.2	475	7,326	2.7	488	7,154	-2.3	478
HUMANITIES	958	-11.5	63	1,210	26.3	81	1,142	-5.6	75	1,281	12.2	86	1,138	-11.2	77
Hawn-Pac Studies	210	900.0	14	160	-23.8	11	244	52.5	16	222	-9.0	15	168	-24.3	11
History	170	-4.0	11	280	64.7	19	193	-31.1	13	270	39.9	18	324	20.0	22
Humanities	336	-33.3	22	408	21.4	27	366	-10.3	24	402	9.8	27	312	-22.4	21
Literature	155	-24.8	10	86	-44.5	6	156	81.4	10	234	50.0	16	175	-25.2	12
Philosophy	87	-50.3	6	276	217.2	18	183	-33.7	12	153	-16.4	10	159	3.9	11
PROFESS STUDIES	2,128	0.7	142	2,671	25.5	178	2,350	-12.0	157	2,658	13.1	177	2,626	-1.2	175
Business Admin	1,015	-9.1	68	1,374	35.4	92	1,075	-21.8	72	1,440	34.0	96	1,453	0.9	97
Public Admin	1,113	11.7	74	1,297	16.5	86	1,275	-1.7	85	1,218	-4.5	81	1,173	-3.7	78
SOCIAL SCIENCES	3,966	15.8	265	3,251	-18.0	218	3,629	11.6	242	3,379	-6.9	224	3,378	0.0	225
Anthropology	394	-20.4	26	273	-30.7	18	401	46.9	27	228	-43.1	15	330	44.7	22
Early Childhood Educ													171		11
Economics	359	52.8	24	222	-38.2	15	354	59.5	24	297	-16.1	20	270	-9.1	18
Political Science	450	119.5	30	204	-54.7	14	147	-27.9	10	303	106.1	20	234	-22.8	16
Psychology	1,374	2.0	92	1,241	-9.7	83	1,431	15.3	95	1,144	-20.1	76	1,079	-5.7	72
Social Science	750	52.4	50	549	-26.8	37	801	45.9	53	831	3.7	55	822	-1.1	55
Sociology	639	-2.0	43	762	19.2	51	495	-35.0	33	576	16.4	38	472	-18.1	31
GENERAL	31	24.0	2	18	-41.9	1	15	-16.7	1	8	-46.7	1	12	50.0	1
Aerospace Studies	15	66.7	1	6	-60.0	< 1	3	-50.0	< 1	0	-100.0	0	0		0
Military Science	16	0.0	1	12	-25.0	1	12	0.0	1	8	-33.3	1	12	50.0	1

TABLE 3
NUMBER OF CLASSES AND AVERAGE CLASS SIZE 1/
UNIVERSITY OF HAWAI'I - WEST O'AHU
FALL 2002 TO FALL 2006

COURSE OFFERING	FALL 2002			FALL 2003			FALL 2004			FALL 2005			FALL 2006		
	No. of Classes	%Chg	Avg Size	No. of Classes	%Chg	Avg Size	No. of Classes	%Chg	Avg Size	No. of Classes	%Chg	Avg Size	No. of Classes	%Chg	Avg Size
TOTAL	95	-2.1	23	96	1.1	23	98	2.1	23	95	-3.1	24	98	3.2	23
HUMANITIES	17	-15.0	17	20	17.6	19	20	0.0	18	19	-5.0	21	19	0.0	19
Hawn-Pac Studies	3		23	3		17	4		19	3		25	3		18
History	3		18	5		18	4		16	4		22	5		22
Humanities	4		22	5		23	5		21	5		21	4		23
Literature	4		13	2		12	4		13	4		19	3		19
Philosophy	3		10	5		18	3		20	3		17	4		13
PROFESS STUDIES	32	0.0	21	33	3.1	26	33	0.0	22	32	-3.0	26	31	-3.1	26
Business Admin	14		23	16		28	15		22	16		28	16		28
Public Admin	18		20	17		24	18		22	16		24	15		24
SOCIAL SCIENCES	46	2.2	27	43	-6.5	24	45	4.7	26	44	-2.2	25	48	9.1	23
Anthropology	6		22	5		18	5		25	3		25	5		22
Early Childhood Educ .													2		29
Economics	5		24	3		24	5		24	4		25	4		23
Political Science	6		25	4		17	4		12	5		20	5		16
Psychology	15		30	15		27	18		27	15		26	16		22
Social Science	6		34	6		24	7		31	10		23	9		26
Sociology	8		27	10		25	6		28	7		27	7		22

1/ Excludes directed reading and research, practicum, and senior project classes.

Beginning Spring 2003, also excludes Aerospace Studies and Military Science classes. Data have been adjusted for previous years.