

COURSE REGISTRATION REPORT
UNIVERSITY OF HAWAI'I – WEST O'AHU
SPRING 2003

Institutional Research Office

University of Hawai'i

July 2004

File Reference: Management and Planning Support Folder, Courses

Reports available online at: <http://www.hawaii.edu/iro/maps.htm>

University of Hawai'i - West O'ahu - Spring Semesters

Figure 1
Student Semester Hours (SSH)

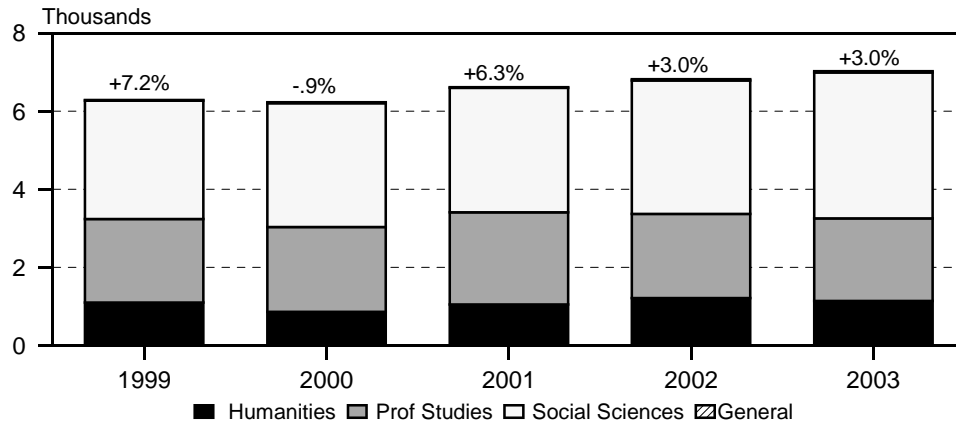


Figure 2
Course FTE

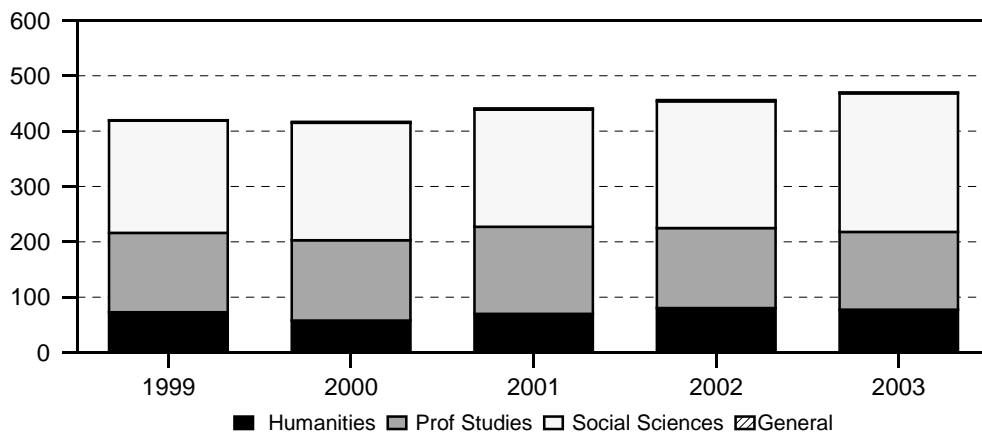
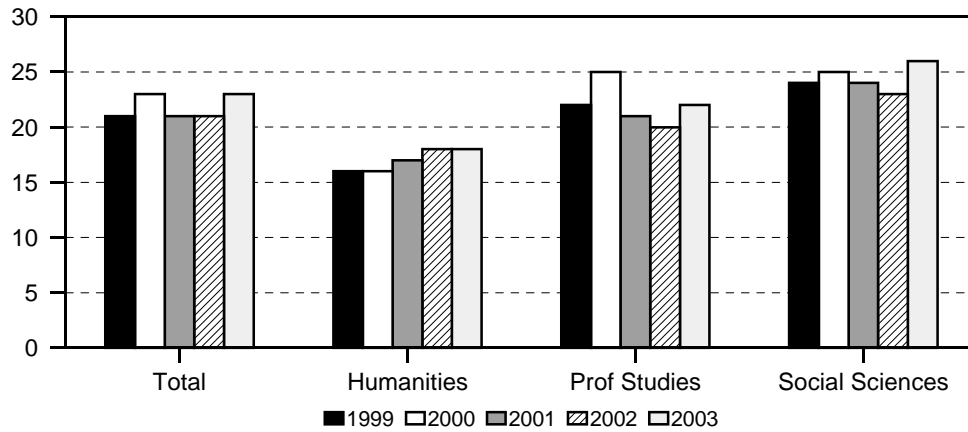


Figure 3
Average Class Size *



* Excludes Aerospace Studies and Military Science courses.

TABLE 1
 COURSE REGISTRATION SUMMARY
 UNIVERSITY OF HAWAI'I - WEST O'AHU
 SPRING 2003

DIVISION AND COURSE OFFERING	COURSES		CLASSES 1/		SEMESTER HOURS		STUDENT REGISTRATIONS		STUDENT SEMESTER HRS	
	No.	Pct.	No.	Pct.	No.	Pct.	No.	Pct.	No.	Pct.
TOTAL	92	100.0	96	100.0	302	100.0	2,351	100.0	7,022	100.0
HUMANITIES	18	19.6	21	21.9	64	21.2	376	16.0	1,139	16.2
Hawaii Pacific Studies	3	3.3	3	3.1	9	3.0	46	2.0	138	2.0
History	6	6.5	6	6.3	18	6.0	119	5.1	357	5.1
Humanities	3	3.3	6	6.3	19	6.3	129	5.5	398	5.7
Literature	3	3.3	3	3.1	9	3.0	49	2.1	147	2.1
Philosophy	3	3.3	3	3.1	9	3.0	33	1.4	99	1.4
PROFESS STUDIES	29	31.5	30	31.3	90	29.8	706	30.0	2,116	30.1
Business Admin	11	12.0	12	12.5	36	11.9	329	14.0	985	14.0
Public Admin	18	19.6	18	18.8	54	17.9	377	16.0	1,131	16.1
SOCIAL SCIENCES	42	45.7	45	46.9	133	44.0	1,261	53.6	3,738	53.2
Anthropology	5	5.4	5	5.2	15	5.0	122	5.2	366	5.2
Economics	5	5.4	6	6.3	18	6.0	144	6.1	430	6.1
Political Science	4	4.3	4	4.2	12	4.0	95	4.0	285	4.1
Psychology	16	17.4	16	16.7	46	15.2	497	21.1	1,449	20.6
Social Science	4	4.3	6	6.3	18	6.0	230	9.8	690	9.8
Sociology	8	8.7	8	8.3	24	7.9	173	7.4	518	7.4
GENERAL	3	3.3			15	5.0	8	0.3	29	0.4
Aerospace Studies	1	1.1			3	1.0	3	0.1	9	0.1
Military Science	2	2.2			12	4.0	5	0.2	20	0.3

1/ Excludes 99 (Individual Instruction), 700 (Thesis Research) and 800 (Dissertation Research) courses.
 Also excludes Aerospace Studies and Military Science courses.

Source: Computer Report 3011: "Course Registration Summary Report."
 Note: Adjustments are based on recommendations made by the campus.

TABLE 2
STUDENT SEMESTER HOURS AND COURSE FTE
UNIVERSITY OF HAWAI'I - WEST O'AHU
SPRING 1999 TO SPRING 2003

COURSE OFFERING	SPRING 1999		SPRING 2000		SPRING 2001		SPRING 2002		SPRING 2003	
	SSH	FTE	SSH	FTE	SSH	FTE	SSH	FTE	SSH	FTE
TOTAL	6,289	420	6,230	417	6,620	441	6,819	456	7,022	470
HUMANITIES	1,097	73	858	58	1,044	70	1,206	80	1,139	77
Hawaii Pacific Studies	45	3	24	2	54	4	150	10	138	9
History	282	19	267	18	268	18	269	18	357	24
Humanities	419	28	341	23	360	24	330	22	398	27
Literature	135	9	130	9	215	14	166	11	147	10
Philosophy	216	14	96	6	147	10	291	19	99	7
PROFESS STUDIES	2,142	143	2,173	145	2,363	157	2,164	145	2,116	141
Business Admin	1,233	82	1,213	81	1,447	96	1,150	77	985	66
Public Admin	909	61	960	64	916	61	1,014	68	1,131	75
SOCIAL SCIENCES	3,035	203	3,178	212	3,188	212	3,420	229	3,738	250
Anthropology	420	28	369	25	432	29	208	14	366	24
Economics	240	16	315	21	373	25	387	26	430	29
Political Science	150	10	231	15	243	16	240	16	285	19
Psychology	1,018	68	1,324	88	1,147	76	1,373	92	1,449	97
Social Science	669	45	582	39	552	37	768	51	690	46
Sociology	538	36	357	24	441	29	444	30	518	35
GENERAL 1/.....	15	1	21	2	25	2	29	2	29	2
Aerospace Studies 1/.....	15	1	9	1	9	1	9	1	9	1
Military Science			12	1	16	1	20	1	20	1

1/ Aerospace Studies was reported under Professional Studies in Spring 1998 and Spring 1999. Therefore, totals differ from previous reports.

Source: Computer Report 3011: "Course Registration Summary Report."

Note: Adjustments are based on recommendations made by the campus.

TABLE 3
NUMBER OF CLASSES AND AVERAGE CLASS SIZE 1/
UNIVERSITY OF HAWAI'I - WEST O'AHU
SPRING 1999 TO SPRING 2003

COURSE OFFERING	SPRING 1999		SPRING 2000		SPRING 2001		SPRING 2002		SPRING 2003	
	No. of Classes	Avg Size	No. of Classes	Avg Size	No. of Classes	Avg Size	No. of Classes	Avg Size	No. of Classes	Avg Size
TOTAL	95	21	86	23	96	21	103	21	96	23
HUMANITIES	22	16	17	16	20	17	22	18	21	18
Hawaii Pacific Studies	2	8	1	8	1	18	2	25	3	15
History	6	15	5	17	5	18	4	22	6	20
Humanities	7	19	6	19	6	20	8	14	6	21
Literature	3	14	3	13	5	14	4	14	3	16
Philosophy	4	18	2	16	3	16	4	24	3	11
PROFESS STUDIES	31	22	28	25	34	21	34	20	30	22
Business Admin	18	23	16	25	18	24	17	22	12	25
Public Admin	13	22	12	26	16	17	17	19	18	19
SOCIAL SCIENCES	42	24	41	25	42	24	47	23	45	26
Anthropology	6	23	6	21	7	21	5	14	5	24
Economics	4	20	3	34	4	31	7	18	6	24
Political Science	3	16	3	22	4	20	4	19	4	22
Psychology	13	26	14	30	15	25	18	25	16	30
Social Science	9	24	9	21	5	28	6	33	6	30
Sociology	7	25	6	19	7	21	7	21	8	22

1/ Excludes 99 (Individual Instruction), 700 (Thesis Research) and 800 (Dissertation Research) courses.
Beginning Spring 2003, also excludes Aerospace Studies and Military Science courses. Data have been adjusted
for previous years.

Source: Computer Report 3011C: "Number of Classes and Average Class Size."

Note: Adjustments are based on recommendations made by the campus.