

DEGREES AND CERTIFICATES EARNED
UNIVERSITY OF HAWAI'I AT MANOA
FISCAL YEAR 2000-01

Institutional Research Office

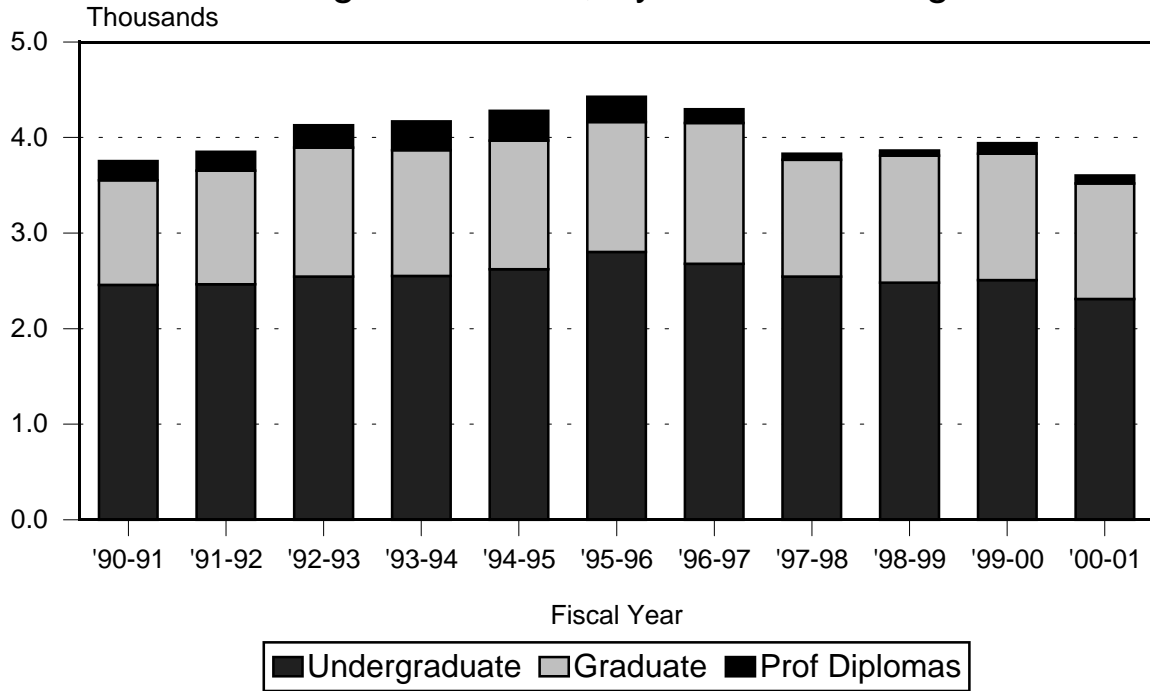
University of Hawai'i

October 2001

File Reference: Management and Planning Support Folder, Students

Reports available online at: <http://www.hawaii.edu/iro/maps.htm>

Figure 1
Degrees Earned, By Class Standing



Note: Undergraduate degrees include: Bachelors, Assoc in Nursing, and Certs in Dental Hygiene.
Graduate degrees include: Masters, Doctorates, and First Professional.

Figure 2
Degrees Earned, By Type of Degree

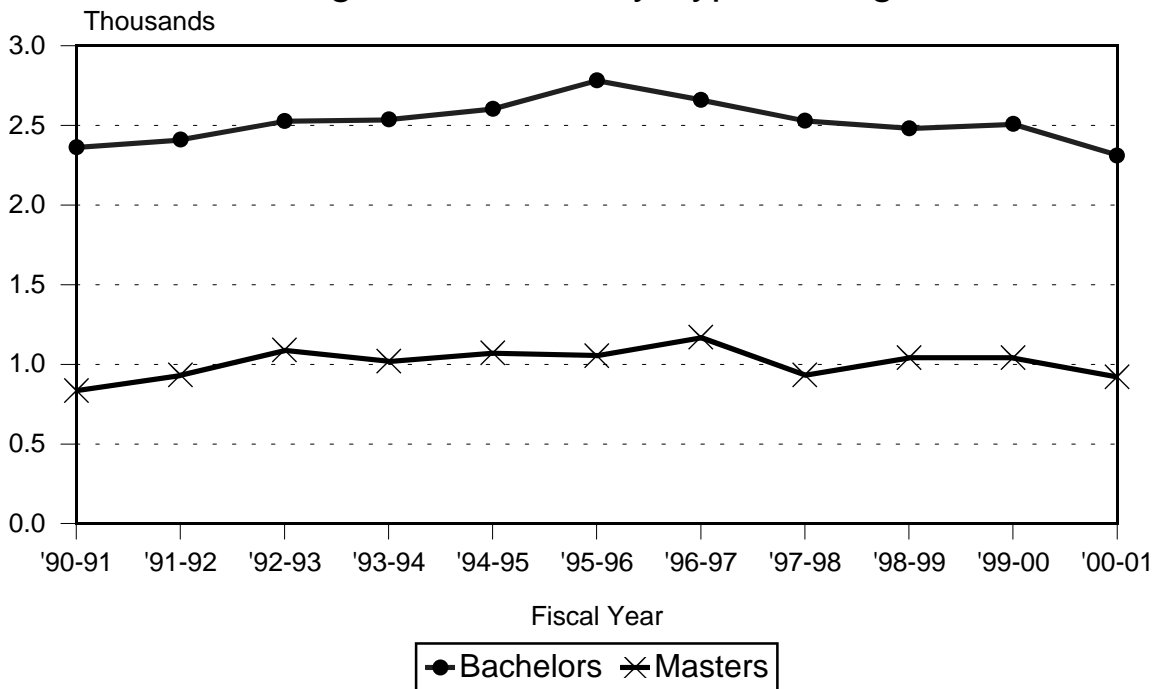
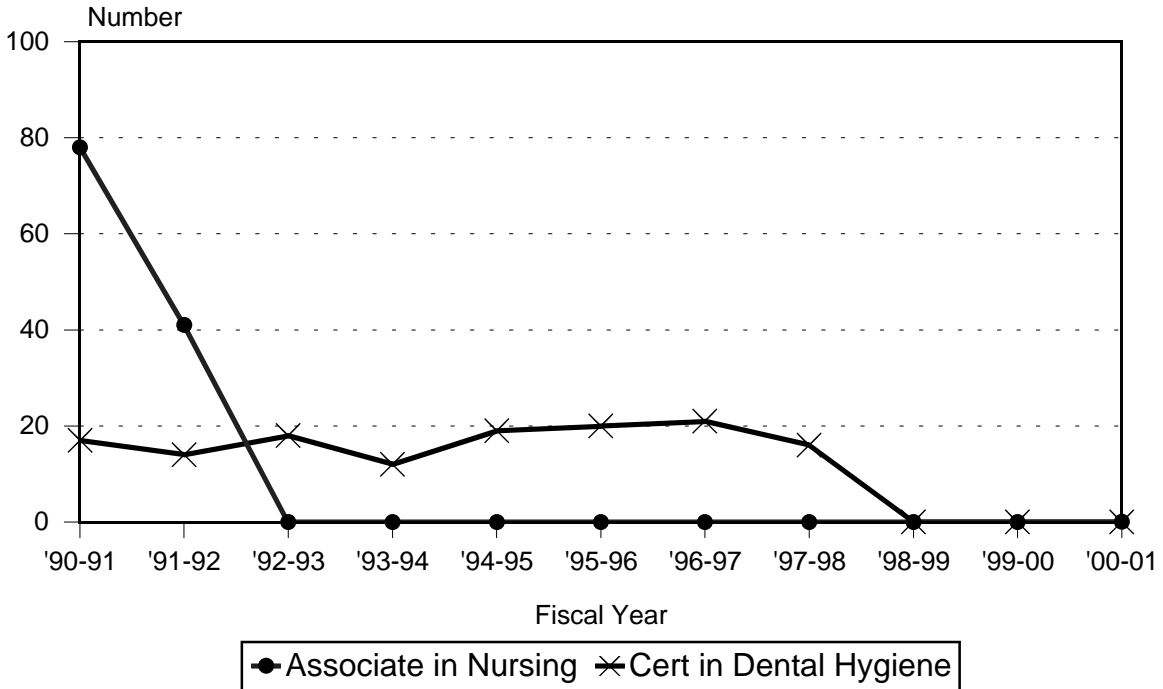


Figure 3
Degrees Earned, By Type of Degree



Note: Associate in Nursing program terminated in Summer 1994;
Certificate in Dental Hygiene program terminated in Spring 1998.

Figure 4
Degrees Earned, By Type of Degree

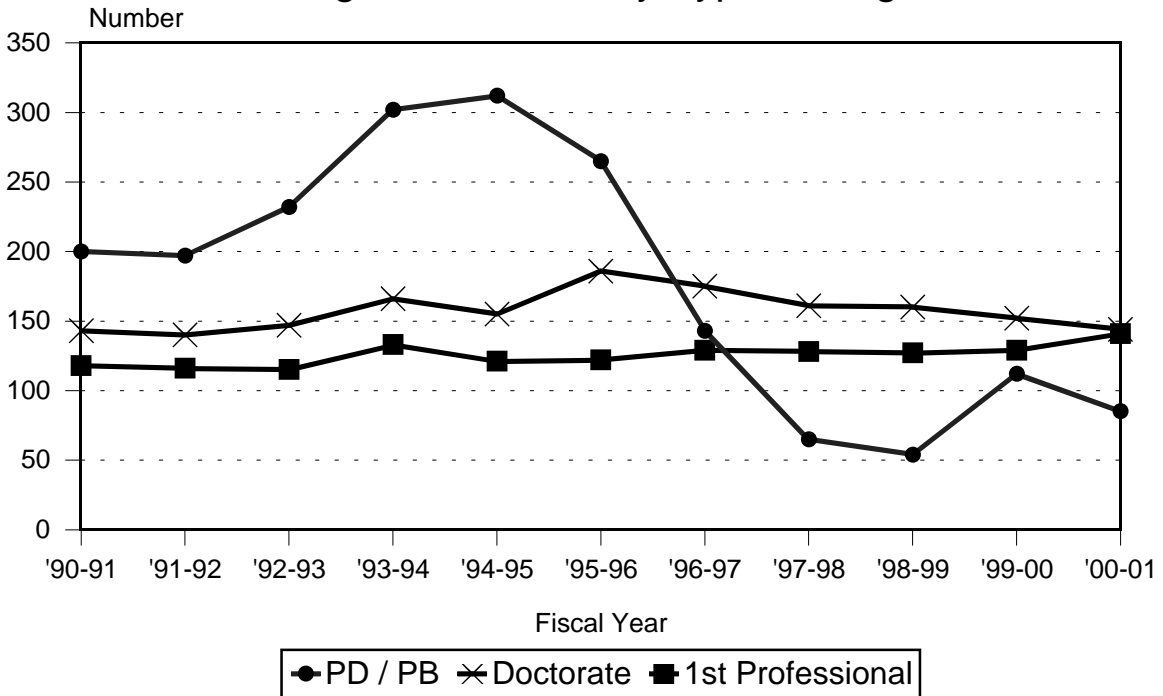


Figure 5
Degrees Earned, By Gender

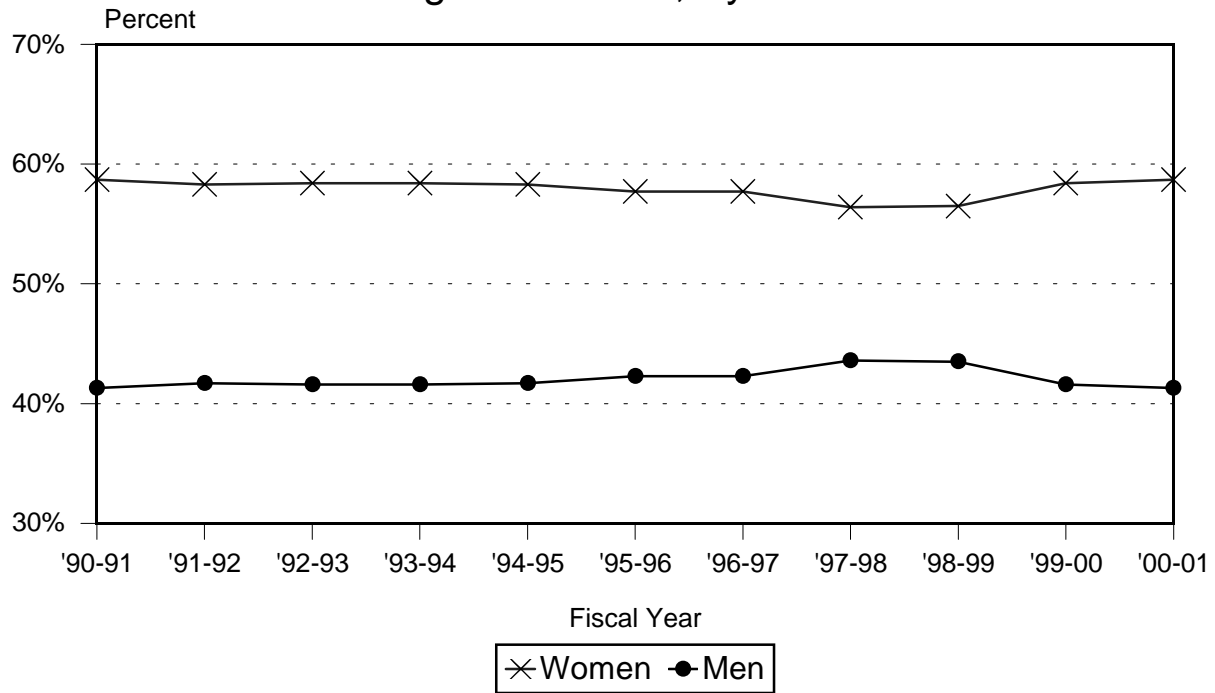


Figure 6
FY 2000-01 Degrees Earned, By Gender

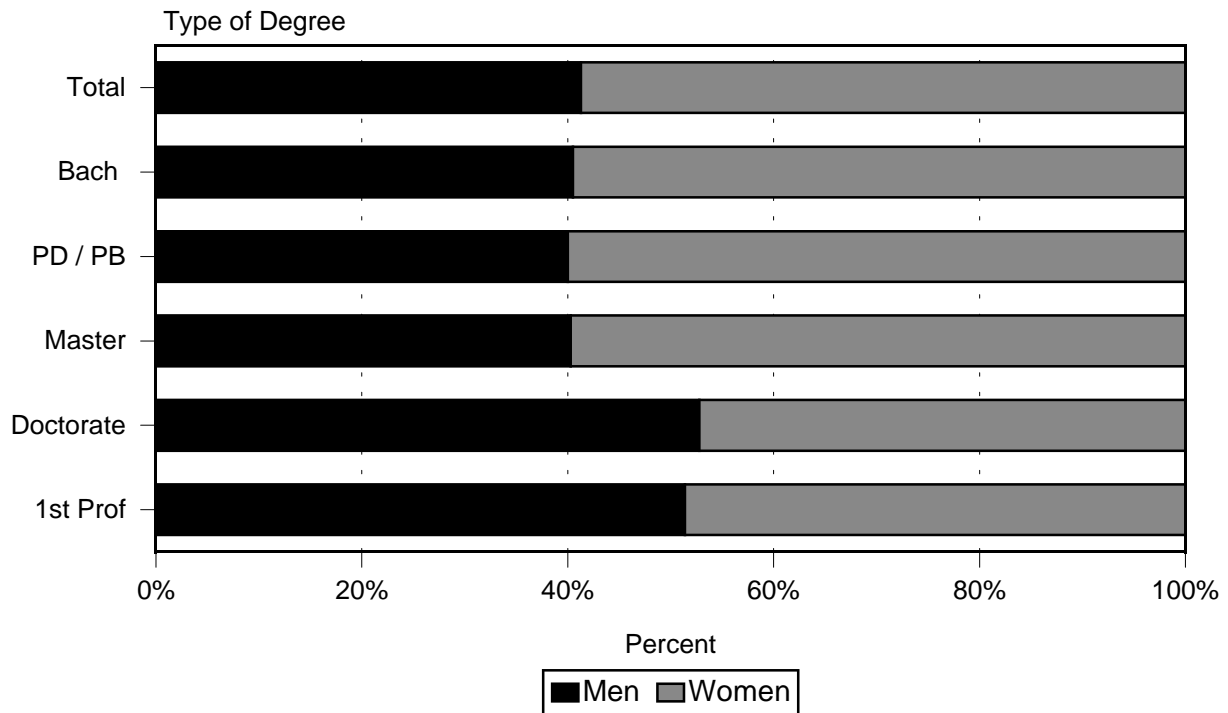
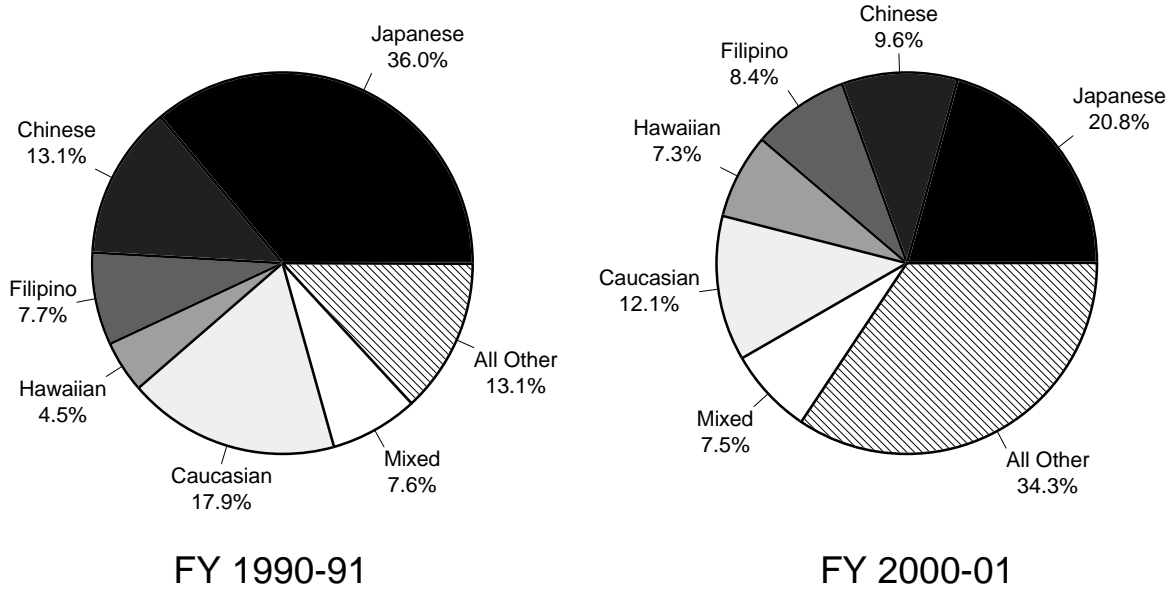
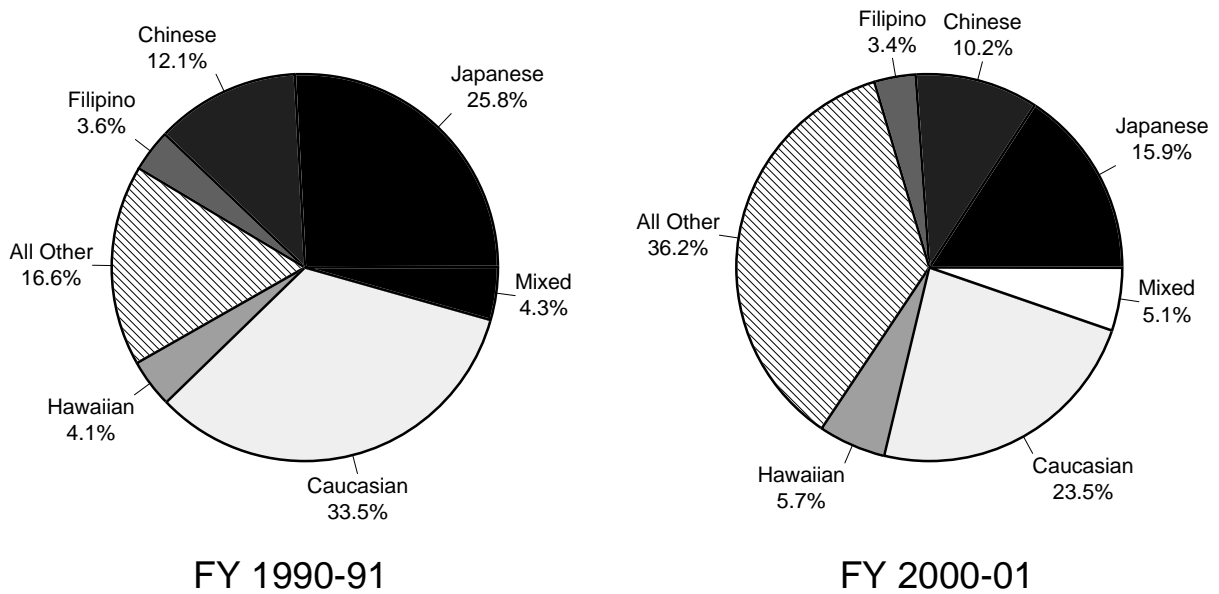


Figure 7
Undergraduate Degrees Earned, By Ethnicity



Note: Undergraduate degrees include: Bachelors, Associates in Nursing, and Certificates in Dental Hygiene.

Figure 8
Graduate Degrees Earned, By Ethnicity



Note: Graduate degrees include: Masters, Doctorates, Professional Diplomas/Postbaccalaureate Certificates, and First Professional.

Figure 9
FY 2000-01 Degrees Earned, By College / School / Division

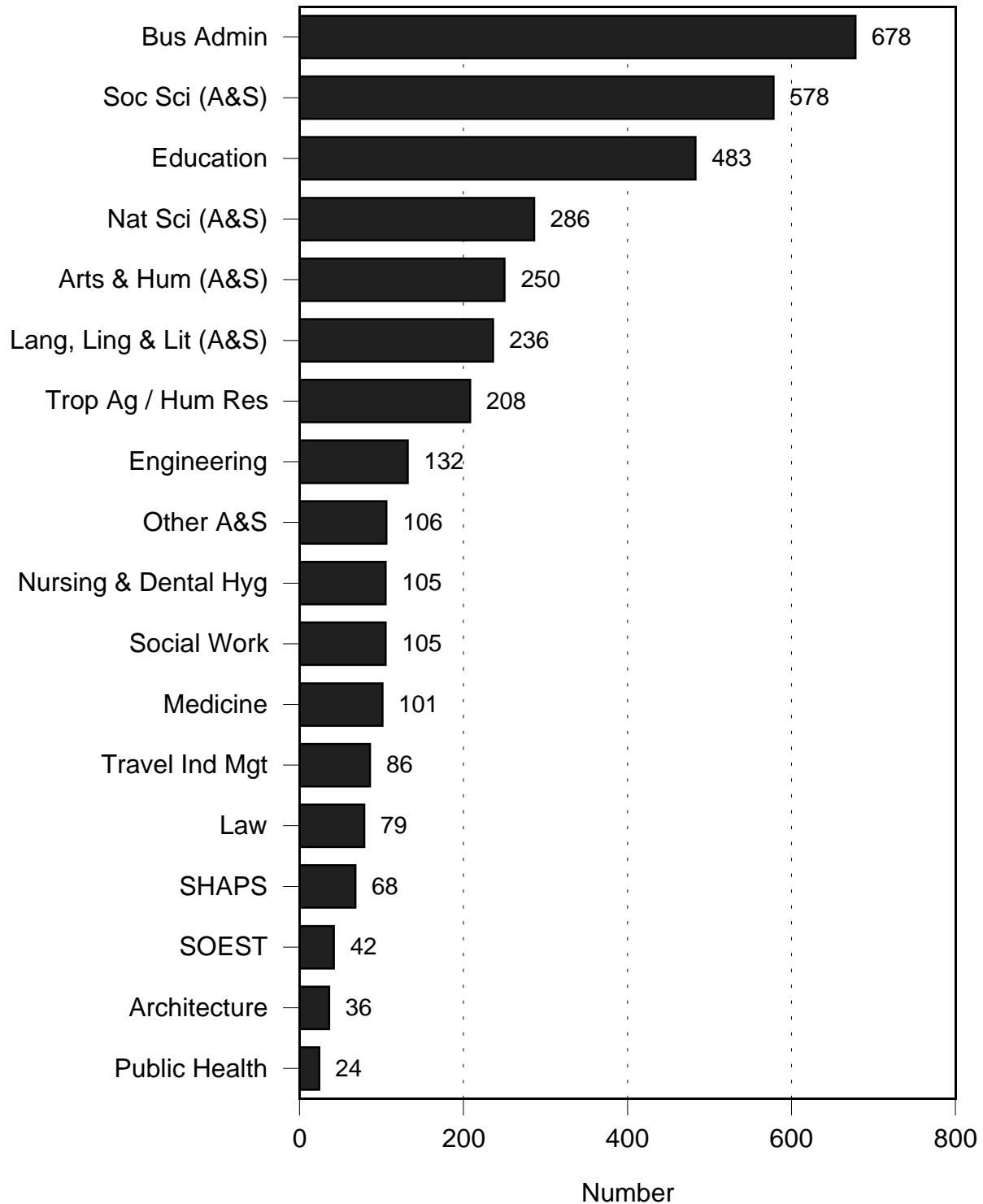


TABLE 1
DEGREES AND CERTIFICATES EARNED, BY DEGREE TYPE
UNIVERSITY OF HAWAI'I AT MANOA
FISCAL YEARS (July 1 to June 30) 1990-91 TO 2000-01

| DEGREE TYPE | 1990-91 | 1991-92 | 1992-93 | 1993-94 | 1994-95 | 1995-96 | 1996-97 | 1997-98 | 1998-99 | 1999-00 | 2000-01 |
|--------------------------------------|---------|---------|---------|---------|---------|---------|---------|---------|---------|---------|---------|
| TOTAL | 3,753 | 3,850 | 4,127 | 4,168 | 4,280 | 4,428 | 4,295 | 3,830 | 3,863 | 3,942 | 3,603 |
| Percent Change | -0.8 | 2.6 | 7.2 | 1.0 | 2.7 | 3.5 | -3.0 | -10.8 | 0.9 | 2.0 | -8.6 |
| Cert in Dental Hygiene 1/ | 17 | 14 | 18 | 12 | 19 | 20 | 21 | 16 | | | |
| Associate Degree in Nursing 2/ | 78 | 41 | | | | | | | | | |
| Bachelor's Degrees | 2,362 | 2,410 | 2,527 | 2,537 | 2,603 | 2,782 | 2,659 | 2,528 | 2,481 | 2,508 | 2,311 |
| BA (Subtotal) | 964 | 998 | 1,093 | 1,071 | 1,137 | 1,218 | 1,195 | 1,156 | 1,134 | 1,170 | 983 |
| BA (Arts & Sciences) | 936 | 971 | 1,060 | 1,028 | 1,075 | 1,162 | 1,139 | 1,085 | 1,070 | 1,099 | 936 |
| BA (Hawn, Asian, Pac St) | 28 | 27 | 33 | 43 | 61 | 56 | 56 | 70 | 64 | 68 | 45 |
| BA (Ocn, Earth Sci Tech) | | | | | 1 | | | 1 | | 3 | 2 |
| BArch | 32 | 40 | 33 | 32 | 19 | 33 | 47 | 44 | 34 | 49 | 20 |
| BBA | 624 | 613 | 613 | 636 | 578 | 590 | 515 | 477 | 493 | 501 | 514 |
| BEd | 162 | 195 | 230 | 210 | 232 | 273 | 216 | 185 | 208 | 191 | 179 |
| BFA | 52 | 51 | 75 | 59 | 57 | 42 | 35 | 47 | 48 | 55 | 33 |
| BMus | 5 | 4 | 3 | 3 | 3 | 2 | 4 | 4 | 3 | 2 | 7 |
| BS (Subtotal) | 499 | 490 | 459 | 500 | 555 | 604 | 615 | 587 | 536 | 522 | 557 |
| BS (Agriculture) | 105 | 117 | 103 | 101 | 78 | 110 | 145 | 128 | 154 | 131 | 176 |
| BS (Arts & Sciences) | 95 | 80 | 68 | 75 | 65 | 98 | 73 | 98 | 83 | 104 | 88 |
| BS (Education) | 5 | 5 | 18 | 10 | 18 | 13 | 19 | 25 | 19 | 16 | 18 |
| BS (Engineering) | 154 | 160 | 104 | 141 | 176 | 147 | 152 | 116 | 104 | 99 | 84 |
| BS (Medicine) | 26 | 14 | 18 | 25 | 30 | 24 | 32 | 25 | 19 | 20 | 21 |
| BS (Nursing) | 105 | 106 | 137 | 107 | 102 | 92 | 83 | 83 | 66 | 58 | 82 |
| BS (Ocean, Earth Sci Tech) | 9 | 8 | 10 | 12 | 8 | 10 | 15 | 13 | 9 | 14 | 11 |
| BS (Travel Industry Mgt) | | | 1 | 29 | 78 | 110 | 96 | 99 | 82 | 80 | 77 |
| BSW | 24 | 19 | 21 | 26 | 22 | 20 | 32 | 28 | 25 | 18 | 18 |
| PD / PDE / PB Cert (Educ) 3/ | 200 | 197 | 232 | 302 | 312 | 265 | 143 | 65 | 54 | 112 | 85 |
| Master's Degrees | 835 | 932 | 1,088 | 1,018 | 1,070 | 1,053 | 1,168 | 932 | 1,041 | 1,040 | 921 |
| MA | 188 | 212 | 264 | 259 | 229 | 225 | 221 | 229 | 231 | 211 | 188 |
| MA (Arts & Sciences) | 166 | 186 | 231 | 221 | 203 | 204 | 194 | 208 | 209 | 178 | 165 |
| MA (Hawn, Asian, Pac St) | 22 | 26 | 33 | 38 | 26 | 21 | 27 | 21 | 22 | 33 | 23 |
| MAcc | 15 | 12 | 15 | 11 | 11 | 19 | 10 | 12 | 10 | 12 | 20 |
| MArch | | 7 | 5 | 2 | 3 | 4 | 3 | 5 | 5 | 6 | 6 |
| MBA | 98 | 99 | 128 | 108 | 123 | 136 | 185 | 82 | 145 | 112 | 144 |
| MEd | 143 | 145 | 145 | 129 | 147 | 130 | 167 | 134 | 187 | 206 | 166 |
| MEdT | | | 8 | 23 | 18 | 20 | 29 | 8 | 23 | 18 | 21 |
| MFA | 9 | 16 | 17 | 10 | 22 | 21 | 17 | 19 | 19 | 17 | 19 |
| MLIS / MLISC | 66 | 63 | 81 | 86 | 61 | 50 | 51 | 39 | 43 | 31 | 34 |

TABLE 1 (cont.)

| DEGREE TYPE | 1990-91 | 1991-92 | 1992-93 | 1993-94 | 1994-95 | 1995-96 | 1996-97 | 1997-98 | 1998-99 | 1999-00 | 2000-01 |
|----------------------------------|---------|---------|---------|---------|---------|---------|---------|---------|---------|---------|---------|
| MMus | 5 | 4 | 7 | 5 | 3 | 5 | 3 | 4 | 3 | | 3 |
| MPA | 2 | | 21 | 19 | 20 | 10 | 23 | 23 | 18 | 18 | 14 |
| MPH | 92 | 73 | 100 | 81 | 126 | 129 | 92 | 79 | 76 | 108 | 19 |
| MPS 4/..... | 2 | 2 | 2 | 6 | 4 | 7 | 6 | 4 | 4 | | |
| MS (Subtotal) | 162 | 207 | 181 | 188 | 207 | 204 | 211 | 202 | 176 | 197 | 190 |
| MS (Agriculture) | 29 | 30 | 31 | 26 | 34 | 33 | 31 | 26 | 15 | 16 | 23 |
| MS (Arts & Sciences) | 32 | 47 | 38 | 36 | 34 | 34 | 42 | 41 | 48 | 47 | 48 |
| MS (Education) 5/..... | | | | | | | | | | | 3 |
| MS (Engineering) | 35 | 35 | 44 | 33 | 39 | 53 | 49 | 57 | 34 | 43 | 42 |
| MS (Medicine) | 28 | 16 | 12 | 25 | 28 | 24 | 19 | 31 | 32 | 40 | 19 |
| MS (Nursing) | 18 | 40 | 32 | 43 | 40 | 38 | 41 | 21 | 23 | 23 | 23 |
| MS (Ocean, Earth Sci Tech) ... | 12 | 29 | 21 | 20 | 24 | 16 | 25 | 22 | 21 | 15 | 22 |
| MS (Public Health) | 8 | 10 | 3 | 5 | 8 | 6 | 4 | 4 | 3 | 5 | 1 |
| MS (Travel Ind Mgt) 4/..... | | | | | | | | | | 8 | 9 |
| MSW | 43 | 79 | 104 | 81 | 82 | 82 | 136 | 79 | 89 | 96 | 86 |
| MURP | 10 | 13 | 10 | 10 | 14 | 11 | 14 | 13 | 12 | 8 | 11 |
| Doctor's Degrees | 143 | 140 | 147 | 166 | 155 | 186 | 175 | 161 | 160 | 152 | 144 |
| DrPH | 7 | 3 | 6 | 9 | 3 | 8 | 7 | 3 | 6 | 8 | 3 |
| EdD 6/..... | 8 | 4 | 7 | 12 | 5 | 10 | 7 | 4 | 5 | | |
| PhD 6/..... | 128 | 133 | 134 | 145 | 147 | 168 | 161 | 154 | 149 | 144 | 141 |
| First Professional Degrees | 118 | 116 | 115 | 133 | 121 | 122 | 129 | 128 | 127 | 129 | 142 |
| ArchD (Architecture) 7/..... | | | | | | | | | | 1 | 10 |
| JD (Law) | 59 | 67 | 63 | 71 | 67 | 73 | 75 | 71 | 70 | 75 | 79 |
| MD (Medicine) | 59 | 49 | 52 | 62 | 54 | 49 | 54 | 57 | 57 | 53 | 53 |
| No Data (degree) | | | | | | | | | | 1 | |

1/ Undergraduate Certificate in Dental Hygiene stopped-out in May 1996; program terminated by BOR action, effective Spring 1998.

2/ Associate degree program in Nursing terminated by BOR action, effective July 1994.

3/ Professional Diploma program stop-out, AY 1994-95 to 1996-97. Program redesigned and renamed Professional Diploma in Education. Post Baccalaureate credential created in Fall 1996. Data shown here may include both PBs and PDs for the years after Fall 1996.

4/ Travel Industry Management masters changed from MPS degree to MS degree, effective Spring 1999. AY 1999-00 has been adjusted to reflect correct degree type.

5/ MS in Kinesiology and Leisure Science (College of Education) added Fall 1999.

6/ EdD degree changed to PhD, effective February 1999. Education program includes concentrations in Curriculum & Instruction, Ed Admin, and Ed Foundations.

7/ Architecture Doctorate (ArchD) added and is a first professional degree.

SOURCES: Computer Reports 1454B and 3013H; Graduate Division data, University of Hawai'i at Manoa.

TABLE 1A
DEGREES AND CERTIFICATES EARNED, PERCENTAGE OF TOTAL DEGREES
UNIVERSITY OF HAWAI'I AT MANOA
FISCAL YEARS (July 1 to June 30) 1990-91 TO 2000-01

| DEGREE TYPE | 1990-91 | 1991-92 | 1992-93 | 1993-94 | 1994-95 | 1995-96 | 1996-97 | 1997-98 | 1998-99 | 1999-00 | 2000-01 |
|------------------------------------|---------|---------|---------|---------|---------|---------|---------|---------|---------|---------|---------|
| TOTAL | 100.0 | 100.0 | 100.0 | 100.0 | 100.0 | 100.0 | 100.0 | 100.0 | 100.0 | 100.0 | 100.0 |
| Cert in Dental Hygiene 1/ | 0.5 | 0.4 | 0.4 | 0.3 | 0.4 | 0.5 | 0.5 | 0.4 | | | |
| Associate Degree in Nursing 2/ ... | 2.1 | 1.1 | | | | | | | | | |
| Bachelor's Degrees | 62.9 | 62.6 | 61.2 | 60.9 | 60.8 | 62.8 | 61.9 | 66.0 | 64.2 | 63.6 | 64.1 |
| BA | 25.7 | 25.9 | 26.5 | 25.7 | 26.6 | 27.5 | 27.8 | 30.2 | 29.4 | 29.7 | 27.3 |
| BArch | 0.9 | 1.0 | 0.8 | 0.8 | 0.4 | 0.7 | 1.1 | 1.1 | 0.9 | 1.2 | 0.6 |
| BBA | 16.6 | 15.9 | 14.9 | 15.3 | 13.5 | 13.3 | 12.0 | 12.5 | 12.8 | 12.7 | 14.3 |
| BEd | 4.3 | 5.1 | 5.6 | 5.0 | 5.4 | 6.2 | 5.0 | 4.8 | 5.4 | 4.8 | 5.0 |
| BFA | 1.4 | 1.3 | 1.8 | 1.4 | 1.3 | 0.9 | 0.8 | 1.2 | 1.2 | 1.4 | 0.9 |
| BMus | 0.1 | 0.1 | 0.1 | 0.1 | 0.1 | <0.1 | 0.1 | 0.1 | 0.1 | 0.1 | 0.2 |
| BS | 13.3 | 12.7 | 11.1 | 12.0 | 13.0 | 13.6 | 14.3 | 15.3 | 13.9 | 13.2 | 15.5 |
| BSW | 0.6 | 0.5 | 0.5 | 0.6 | 0.5 | 0.5 | 0.7 | 0.7 | 0.6 | 0.5 | 0.5 |
| PD / PDE / PB Cert (Educ) 3/ | 5.3 | 5.1 | 5.6 | 7.2 | 7.3 | 6.0 | 3.3 | 1.7 | 1.4 | 2.8 | 2.4 |
| Master's Degrees | 22.2 | 24.2 | 26.4 | 24.4 | 25.0 | 23.8 | 27.2 | 24.3 | 26.9 | 26.4 | 25.6 |
| MA | 5.0 | 5.5 | 6.4 | 6.2 | 5.4 | 5.1 | 5.1 | 6.0 | 6.0 | 5.4 | 5.2 |
| MAcc | 0.4 | 0.3 | 0.4 | 0.3 | 0.3 | 0.4 | 0.2 | 0.3 | 0.3 | 0.3 | 0.6 |
| MArch | | 0.2 | 0.1 | 0.0 | 0.1 | 0.1 | 0.1 | 0.1 | 0.1 | 0.2 | 0.2 |
| MBA | 2.6 | 2.6 | 3.1 | 2.6 | 2.9 | 3.1 | 4.3 | 2.1 | 3.8 | 2.8 | 4.0 |
| MEd / MEdt | 3.8 | 3.8 | 3.7 | 3.6 | 3.9 | 3.4 | 4.6 | 3.7 | 5.4 | 5.7 | 5.2 |
| MFA | 0.2 | 0.4 | 0.4 | 0.2 | 0.5 | 0.5 | 0.4 | 0.5 | 0.5 | 0.4 | 0.5 |
| MLIS / MLISC | 1.8 | 1.6 | 2.0 | 2.1 | 1.4 | 1.1 | 1.2 | 1.0 | 1.1 | 0.8 | 0.9 |
| MMus | 0.1 | 0.1 | 0.2 | 0.1 | 0.1 | 0.1 | 0.1 | 0.1 | 0.1 | 0.1 | 0.1 |
| MPA | 0.1 | | 0.5 | 0.5 | 0.5 | 0.2 | 0.5 | 0.6 | 0.5 | 0.5 | 0.4 |
| MPH | 2.5 | 1.9 | 2.4 | 1.9 | 2.9 | 2.9 | 2.1 | 2.1 | 2.0 | 2.7 | 0.5 |
| MPS 4/..... | 0.1 | 0.1 | 0.0 | 0.1 | 0.1 | 0.2 | 0.1 | 0.1 | 0.1 | | |
| MS 4/..... | 4.3 | 5.4 | 4.4 | 4.5 | 4.8 | 4.6 | 4.9 | 5.3 | 4.6 | 5.0 | 5.3 |
| MSW | 1.1 | 2.1 | 2.5 | 1.9 | 1.9 | 1.9 | 3.2 | 2.1 | 2.3 | 2.4 | 2.4 |
| MURP | 0.3 | 0.3 | 0.2 | 0.2 | 0.3 | 0.2 | 0.3 | 0.3 | 0.3 | 0.2 | 0.3 |
| Doctor's Degrees | 3.8 | 3.6 | 3.6 | 4.0 | 3.6 | 4.2 | 4.1 | 4.2 | 4.1 | 3.9 | 4.0 |
| DrPH | 0.2 | 0.1 | 0.1 | 0.2 | 0.1 | 0.2 | 0.2 | 0.1 | 0.2 | 0.2 | 0.1 |
| EdD 5/..... | 0.2 | 0.1 | 0.2 | 0.3 | 0.1 | 0.2 | 0.2 | 0.1 | 0.1 | | |
| PhD 5/..... | 3.4 | 3.5 | 3.2 | 3.5 | 3.4 | 3.8 | 3.7 | 4.0 | 3.9 | 3.7 | 3.9 |

TABLE 1A (cont.)

| DEGREE TYPE | 1990-91 | 1991-92 | 1992-93 | 1993-94 | 1994-95 | 1995-96 | 1996-97 | 1997-98 | 1998-99 | 1999-00 | 2000-01 |
|----------------------------------|---------|---------|---------|---------|---------|---------|---------|---------|---------|---------|---------|
| First Professional Degrees | 3.1 | 3.0 | 2.8 | 3.2 | 2.8 | 2.8 | 3.0 | 3.3 | 3.3 | 3.3 | 3.9 |
| ArchD (Architecture) 6/..... | | | | | | | | | | 0.03 | 0.3 |
| JD (Law) | 1.6 | 1.7 | 1.5 | 1.7 | 1.6 | 1.6 | 1.7 | 1.9 | 1.8 | 1.9 | 2.2 |
| MD (Medicine) | 1.6 | 1.3 | 1.3 | 1.5 | 1.3 | 1.1 | 1.3 | 1.5 | 1.5 | 1.3 | 1.5 |
| No Data (degree)..... | | | | | | | | | | 0.03 | |

- 1/ Undergraduate Certificate in Dental Hygiene stopped-out in May 1996; program terminated by BOR action, effective Spring 1998.
- 2/ Associate degree program in Nursing terminated by BOR action, effective July 1994.
- 3/ Professional Diploma program stop-out, AY 1994-95 to 1996-97. Program redesigned and renamed Professional Diploma in Education. Post Baccalaureate credential created in Fall 1996. Data shown here may include both PBs and PDs for the years after Fall 1996.
- 4/ Travel Industry Management masters changed from MPS degree to MS degree, effective Spring 1999. AY 1999-2000 has been adjusted to reflect correct degree type.
- 5/ EdD Degree changed to PhD, effective February 1999. Education program includes concentrations in Curriculum & Instruction, Ed Admin, and Ed Foundations.
- 6/ Architecture Doctorate (ArchD) added, effective July 1999.

SOURCES: Computer Reports 1454B and 3013H; Graduate Division data, University of Hawai'i at Manoa.

TABLE 2
DEGREES AND CERTIFICATES EARNED, BY COLLEGE
UNIVERSITY OF HAWAII AT MANOA
FISCAL YEARS (July 1 to June 30) 1990-91 TO 2000-01

| COLLEGE | 1990-91 | 1991-92 | 1992-93 | 1993-94 | 1994-95 | 1995-96 | 1996-97 | 1997-98 | 1998-99 | 1999-00 | 2000-01 |
|------------------------|---------|---------|---------|---------|---------|---------|---------|---------|---------|---------|---------|
| TOTAL | 3,753 | 3,850 | 4,127 | 4,168 | 4,280 | 4,428 | 4,295 | 3,830 | 3,863 | 3,942 | 3,603 |
| Percent Change | -0.8 | 2.6 | 7.2 | 1.0 | 2.7 | 3.5 | -3.0 | -10.8 | 0.9 | 2.0 | -8.6 |
| Arts & Sciences | 1,461 | 1,519 | 1,701 | 1,652 | 1,647 | 1,743 | 1,717 | 1,683 | 1,651 | 1,657 | 1,456 |
| BA | 936 | 971 | 1,060 | 1,028 | 1,075 | 1,162 | 1,139 | 1,085 | 1,070 | 1,099 | 936 |
| BFA | 52 | 51 | 75 | 59 | 57 | 42 | 35 | 47 | 48 | 55 | 33 |
| BMus | 5 | 4 | 3 | 3 | 3 | 2 | 4 | 4 | 3 | 2 | 7 |
| BS | 95 | 80 | 68 | 75 | 65 | 98 | 73 | 98 | 83 | 104 | 88 |
| MA | 166 | 186 | 231 | 221 | 203 | 204 | 194 | 208 | 209 | 178 | 165 |
| MFA | 9 | 16 | 17 | 10 | 22 | 21 | 17 | 19 | 19 | 17 | 19 |
| MLIS/MLISC | 66 | 63 | 81 | 86 | 61 | 50 | 51 | 39 | 43 | 31 | 34 |
| MMus | 5 | 4 | 7 | 5 | 3 | 5 | 3 | 4 | 3 | | 3 |
| MPA | 2 | | 21 | 19 | 20 | 10 | 23 | 23 | 18 | 18 | 14 |
| MS | 32 | 47 | 38 | 36 | 34 | 34 | 42 | 41 | 48 | 47 | 48 |
| MURP | 10 | 13 | 10 | 10 | 14 | 11 | 14 | 13 | 12 | 8 | 11 |
| PhD | 83 | 84 | 90 | 100 | 90 | 104 | 122 | 102 | 95 | 98 | 98 |
| Arts & Hum | 293 | 273 | 335 | 304 | 302 | 326 | 313 | 298 | 298 | 303 | 250 |
| BA | 172 | 143 | 174 | 165 | 166 | 192 | 190 | 167 | 163 | 164 | 130 |
| BFA | 52 | 51 | 75 | 59 | 57 | 42 | 35 | 47 | 48 | 55 | 33 |
| BMus | 5 | 4 | 3 | 3 | 3 | 2 | 4 | 4 | 3 | 2 | 7 |
| MA | 29 | 44 | 52 | 48 | 41 | 42 | 46 | 43 | 47 | 42 | 40 |
| MFA | 9 | 16 | 17 | 10 | 22 | 21 | 17 | 19 | 19 | 17 | 19 |
| MMus | 5 | 4 | 7 | 5 | 3 | 5 | 3 | 4 | 3 | | 3 |
| PhD | 21 | 11 | 7 | 14 | 10 | 22 | 18 | 14 | 15 | 23 | 18 |
| Lang, Ling & Lit | 166 | 213 | 252 | 249 | 219 | 282 | 233 | 256 | 279 | 240 | 236 |
| BA | 101 | 140 | 159 | 150 | 141 | 184 | 146 | 150 | 170 | 153 | 139 |
| MA | 58 | 65 | 79 | 87 | 63 | 76 | 70 | 93 | 93 | 68 | 80 |
| PhD | 7 | 8 | 14 | 12 | 15 | 22 | 17 | 13 | 16 | 19 | 17 |
| Natural Sciences | 275 | 306 | 307 | 283 | 267 | 299 | 280 | 306 | 317 | 347 | 286 |
| BA | 65 | 83 | 84 | 68 | 85 | 98 | 86 | 91 | 116 | 142 | 93 |
| BS | 95 | 80 | 68 | 75 | 65 | 98 | 73 | 98 | 83 | 104 | 88 |
| MA | 1 | 1 | 3 | | 4 | 1 | 4 | 4 | 4 | 2 | 1 |
| MLIS / MLISC | 66 | 63 | 81 | 86 | 61 | 50 | 51 | 39 | 43 | 31 | 34 |
| MS | 32 | 47 | 38 | 36 | 34 | 34 | 42 | 41 | 48 | 47 | 48 |
| PhD | 16 | 32 | 33 | 18 | 18 | 18 | 24 | 33 | 23 | 21 | 22 |
| Social Sciences | 669 | 658 | 722 | 705 | 741 | 690 | 735 | 709 | 640 | 656 | 578 |
| BA | 542 | 537 | 560 | 538 | 573 | 547 | 564 | 569 | 506 | 529 | 471 |
| MA | 78 | 76 | 97 | 86 | 95 | 85 | 74 | 68 | 65 | 66 | 44 |
| MPA | 2 | | 21 | 19 | 20 | 10 | 23 | 23 | 18 | 18 | 14 |
| MURP | 10 | 13 | 10 | 10 | 14 | 11 | 14 | 13 | 12 | 8 | 11 |
| PhD | 37 | 32 | 34 | 52 | 39 | 37 | 60 | 36 | 39 | 35 | 38 |

TABLE 2 (cont.)

| COLLEGE | 1990-91 | 1991-92 | 1992-93 | 1993-94 | 1994-95 | 1995-96 | 1996-97 | 1997-98 | 1998-99 | 1999-00 | 2000-01 |
|-------------------------------|---------|---------|---------|---------|---------|---------|---------|---------|---------|---------|---------|
| Other Arts & Sciences | 58 | 69 | 85 | 111 | 118 | 146 | 156 | 114 | 117 | 111 | 106 |
| BA | 56 | 68 | 83 | 107 | 110 | 141 | 153 | 108 | 115 | 111 | 103 |
| PhD | 2 | 1 | 2 | 4 | 8 | 5 | 3 | 6 | 2 | | 3 |
| Hawn, Asian, Pac St | 50 | 53 | 66 | 81 | 87 | 77 | 83 | 91 | 86 | 101 | 68 |
| BA | 28 | 27 | 33 | 43 | 61 | 56 | 56 | 70 | 64 | 68 | 45 |
| MA | 22 | 26 | 33 | 38 | 26 | 21 | 27 | 21 | 22 | 33 | 23 |
| Ocean, Earth Sci & Tech | 29 | 55 | 45 | 49 | 47 | 44 | 50 | 51 | 46 | 40 | 42 |
| BA | | | | | 1 | | | 1 | | 3 | 2 |
| BS | 9 | 8 | 10 | 12 | 8 | 10 | 15 | 13 | 9 | 14 | 11 |
| MS | 12 | 29 | 21 | 20 | 24 | 16 | 25 | 22 | 21 | 15 | 22 |
| PhD | 8 | 18 | 14 | 17 | 14 | 18 | 10 | 15 | 16 | 8 | 7 |
| Architecture | 32 | 47 | 38 | 34 | 22 | 37 | 50 | 49 | 39 | 56 | 36 |
| BArch | 32 | 40 | 33 | 32 | 19 | 33 | 47 | 44 | 34 | 49 | 20 |
| MArch | | 7 | 5 | 2 | 3 | 4 | 3 | 5 | 5 | 6 | 6 |
| ArchD 1/ | | | | | | | | | | 1 | 10 |
| Business Administration | 652 | 649 | 697 | 716 | 703 | 742 | 710 | 571 | 648 | 625 | 678 |
| BBA | 539 | 538 | 554 | 597 | 569 | 587 | 515 | 477 | 493 | 501 | 514 |
| MAcc | 15 | 12 | 15 | 11 | 11 | 19 | 10 | 12 | 10 | 12 | 20 |
| MBA | 98 | 99 | 128 | 108 | 123 | 136 | 185 | 82 | 145 | 112 | 144 |
| Travel Indus Mgt | 87 | 77 | 62 | 74 | 91 | 120 | 102 | 103 | 86 | 88 | 86 |
| BBA | 85 | 75 | 59 | 39 | 9 | 3 | | | | | |
| BS | | | 1 | 29 | 78 | 110 | 96 | 99 | 82 | 80 | 77 |
| MPS 2/..... | 2 | 2 | 2 | 6 | 4 | 7 | 6 | 4 | 4 | | |
| MS 2/..... | | | | | | | | | | 8 | 9 |
| Education | 523 | 552 | 643 | 689 | 734 | 717 | 583 | 421 | 505 | 554 | 483 |
| BEd | 162 | 195 | 230 | 210 | 232 | 273 | 216 | 185 | 208 | 191 | 179 |
| BS | 5 | 5 | 18 | 10 | 18 | 13 | 19 | 25 | 19 | 16 | 18 |
| PD / PB Cert 3/ | 200 | 197 | 232 | 302 | 312 | 265 | 143 | 65 | 54 | 112 | 85 |
| MEd | 143 | 145 | 145 | 129 | 147 | 130 | 167 | 134 | 187 | 206 | 166 |
| MEdT | | | 8 | 23 | 18 | 20 | 29 | 8 | 23 | 18 | 21 |
| MS 4/ | | | | | | | | | | | 3 |
| EdD 5/..... | 8 | 4 | 7 | 12 | 5 | 10 | 7 | 4 | 5 | | |
| PhD 5/..... | 5 | 6 | 3 | 3 | 2 | 6 | 2 | | 9 | 11 | 11 |
| Engineering | 191 | 202 | 150 | 176 | 223 | 205 | 206 | 178 | 140 | 148 | 132 |
| BS | 154 | 160 | 104 | 141 | 176 | 147 | 152 | 116 | 104 | 99 | 84 |
| MS | 35 | 35 | 44 | 33 | 39 | 53 | 49 | 57 | 34 | 43 | 42 |
| PhD | 2 | 7 | 2 | 2 | 8 | 5 | 5 | 5 | 2 | 6 | 6 |
| Trop Ag & Human Res | 149 | 158 | 149 | 139 | 129 | 168 | 188 | 171 | 183 | 155 | 208 |
| BS | 105 | 117 | 103 | 101 | 78 | 110 | 145 | 128 | 154 | 131 | 176 |
| MS | 29 | 30 | 31 | 26 | 34 | 33 | 31 | 26 | 15 | 16 | 23 |
| PhD | 15 | 11 | 15 | 12 | 17 | 25 | 12 | 17 | 14 | 8 | 9 |

TABLE 2 (cont.)

| COLLEGE | 1990-91 | 1991-92 | 1992-93 | 1993-94 | 1994-95 | 1995-96 | 1996-97 | 1997-98 | 1998-99 | 1999-00 | 2000-01 |
|------------------------------|---------|---------|---------|---------|---------|---------|---------|---------|---------|---------|---------|
| Medicine | 126 | 86 | 90 | 122 | 124 | 104 | 112 | 125 | 118 | 123 | 101 |
| BS | 26 | 14 | 18 | 25 | 30 | 24 | 32 | 25 | 19 | 20 | 21 |
| MS | 28 | 16 | 12 | 25 | 28 | 24 | 19 | 31 | 32 | 40 | 19 |
| MD | 59 | 49 | 52 | 62 | 54 | 49 | 54 | 57 | 57 | 53 | 53 |
| PhD | 13 | 7 | 8 | 10 | 12 | 7 | 7 | 12 | 10 | 10 | 8 |
| Nursing & Dental Hyg 6/..... | 218 | 201 | 187 | 162 | 161 | 150 | 145 | 120 | 89 | 81 | 105 |
| Certificate 7/ | 17 | 14 | 18 | 12 | 19 | 20 | 21 | 16 | | | |
| Associate 8/..... | 78 | 41 | | | | | | | | | |
| BS | 105 | 106 | 137 | 107 | 102 | 92 | 83 | 83 | 66 | 58 | 82 |
| MS | 18 | 40 | 32 | 43 | 40 | 38 | 41 | 21 | 23 | 23 | 23 |
| Public Health | 109 | 86 | 111 | 96 | 141 | 146 | 104 | 88 | 86 | 122 | 24 |
| MPH | 92 | 73 | 100 | 81 | 126 | 129 | 92 | 79 | 76 | 108 | 19 |
| MS | 8 | 10 | 3 | 5 | 8 | 6 | 4 | 4 | 3 | 5 | 1 |
| DrPH | 7 | 3 | 6 | 9 | 3 | 8 | 7 | 3 | 6 | 8 | 3 |
| PhD | 2 | | 2 | 1 | 4 | 3 | 1 | 2 | 1 | 1 | 1 |
| Social Work | 67 | 98 | 125 | 107 | 104 | 102 | 170 | 108 | 116 | 116 | 105 |
| BSW | 24 | 19 | 21 | 26 | 22 | 20 | 32 | 28 | 25 | 18 | 18 |
| MSW | 43 | 79 | 104 | 81 | 82 | 82 | 136 | 79 | 89 | 96 | 86 |
| PhD | | | | | | | 2 | 1 | 2 | 2 | 1 |
| Law (JD) | 59 | 67 | 63 | 71 | 67 | 73 | 75 | 71 | 70 | 75 | 79 |
| No Data (degree)..... | | | | | | | | | | 1 | |

1/ Doctorate Degree in Architecture (ArchD) effective July 1999.

2/ Travel Industry Management masters changed from MPS degree to MS degree, effective Spring 1999. AY 1999-00 has been adjusted to reflect correct degree type.

3/ Professional Diploma program stop-out, AY 1994-95 to 1996-97. Program redesigned and renamed Professional Diploma in Education. Post Baccalaureate credential created in Fall 1996. Data shown here may include both PBs and PDs for the years after Fall 1996.

4/ MS in Kinesiology & Leisure Science added Fall 1999.

5/ EdD degree changed to PhD, effective February 1999. Education program includes concentrations in Curriculum & Instruction, Ed Admin, and Ed Foundations.

6/ Formerly called "School of Nursing;" name changed effective July 2000.

7/ Undergraduate Certificate in Dental Hygiene stopped out in May 1996; program terminated by BOR action, effective Spring 1998.

8/ Associate degree program in Nursing terminated by BOR action, effective July 1994.

SOURCES: Computer Reports 1454B and 3013H; Graduate Division data, University of Hawai'i at Manoa.

TABLE 3
DEGREES EARNED BY LEVEL, GENDER, AND FIELD OF STUDY
UNIVERSITY OF HAWAI'I AT MANOA
JULY 1, 2000 TO JUNE 30, 2001

| COLLEGE AND FIELD OF STUDY | TOTAL | BACHELOR'S DEGREES | | | MASTER'S DEGREES | | | DOCTORAL DEGREES | | | OTHER 1/ | | |
|----------------------------------------|-------|--------------------|-----|-------|------------------|-----|-------|------------------|-----|-------|----------|-----|-------|
| | | SUBT | MEN | WOMEN | SUBT | MEN | WOMEN | SUBT | MEN | WOMEN | SUBT | MEN | WOMEN |
| TOTAL 2/..... | 3,603 | 2,311 | 935 | 1,376 | 921 | 371 | 550 | 144 | 76 | 68 | 227 | 107 | 120 |
| College of Arts & Sciences | 1,456 | 1,064 | 457 | 607 | 294 | 125 | 169 | 98 | 55 | 43 | | | |
| Arts & Humanities Division | 250 | 170 | 67 | 103 | 62 | 30 | 32 | 18 | 7 | 11 | | | |
| American Studies (BA,MA,PhD) | 17 | 11 | 7 | 4 | 2 | 2 | | 4 | 1 | 3 | | | |
| Art | 68 | 56 | 19 | 37 | 12 | 4 | 8 | | | | | | |
| Art (BA) | 26 | 26 | 8 | 18 | | | | | | | | | |
| Art, Studio (BFA) | 30 | 30 | 11 | 19 | | | | | | | | | |
| Art, History (MA) | 1 | | | | 1 | | 1 | | | | | | |
| Art, Fine Arts (MFA) | 11 | | | | 11 | 4 | 7 | | | | | | |
| Dance | 9 | 7 | 1 | 6 | 2 | | 2 | | | | | | |
| Dance (BA,MA) | 6 | 4 | | 4 | 2 | | 2 | | | | | | |
| Dance Theatre (BFA) | 3 | 3 | 1 | 2 | | | | | | | | | |
| Theater | 29 | 12 | 5 | 7 | 10 | 5 | 5 | 7 | 1 | 6 | | | |
| Theater (BA,MA,PhD) | 21 | 12 | 5 | 7 | 2 | 1 | 1 | 7 | 1 | 6 | | | |
| Theater (MFA)..... | 8 | | | | 8 | 4 | 4 | | | | | | |
| History (BA,MA,PhD) | 40 | 32 | 12 | 20 | 6 | 2 | 4 | 2 | 1 | 1 | | | |
| Music | 24 | 16 | 7 | 9 | 7 | 2 | 5 | 1 | 1 | | | | |
| Music (BA,MA,PhD) | 14 | 9 | 5 | 4 | 4 | 2 | 2 | 1 | 1 | | | | |
| Music (BMus,MMus) | 10 | 7 | 2 | 5 | 3 | | 3 | | | | | | |
| Philosophy (BA,MA,PhD) | 18 | 7 | 4 | 3 | 7 | 6 | 1 | 4 | 3 | 1 | | | |
| Religion (BA,MA) | 15 | 6 | 2 | 4 | 9 | 6 | 3 | | | | | | |
| Speech (BA,MA) | 30 | 23 | 10 | 13 | 7 | 3 | 4 | | | | | | |
| Languages, Linguistics & Lit Div | 236 | 139 | 48 | 91 | 80 | 24 | 56 | 17 | 6 | 11 | | | |
| East Asian Languages & Lit | 54 | 39 | 20 | 19 | 9 | 3 | 6 | 6 | 2 | 4 | | | |
| Chinese (BA,MA,PhD) | 11 | 8 | 4 | 4 | 1 | 1 | | 2 | | 2 | | | |
| Japanese (BA,MA,PhD) | 40 | 29 | 15 | 14 | 7 | 1 | 6 | 4 | 2 | 2 | | | |
| Korean (BA,MA,PhD) | 3 | 2 | 1 | 1 | 1 | 1 | | | | | | | |
| English (BA,MA,PhD) | 85 | 71 | 22 | 49 | 14 | 2 | 12 | | | | | | |
| English as a Second Lang (MA) 3/..... | 32 | | | | 32 | 11 | 21 | | | | | | |
| Hawaiian & Indo-Pac Lang & Lit | 11 | 11 | 3 | 8 | | | | | | | | | |
| Hawaiian (BA) | 11 | 11 | 3 | 8 | | | | | | | | | |
| Lang & Lit of Europe & Amer 4/ | 33 | 18 | 3 | 15 | 15 | 3 | 12 | | | | | | |
| Classics (BA,MA) | 1 | | | | 1 | | 1 | | | | | | |
| French (BA,MA) | 15 | 7 | 1 | 6 | 8 | 1 | 7 | | | | | | |
| German (BA,MA) | 3 | 1 | 1 | | 2 | 1 | 1 | | | | | | |
| Spanish (BA,MA) | 14 | 10 | 1 | 9 | 4 | 1 | 3 | | | | | | |
| Linguistics (MA,PhD) | 20 | | | | 10 | 5 | 5 | 10 | 4 | 6 | | | |
| Second Lang Acquisition (PhD) | 1 | | | | | | | 1 | | 1 | | | |

TABLE 3 (cont.)

| COLLEGE AND FIELD OF STUDY | TOTAL | BACHELOR'S DEGREES | | | MASTER'S DEGREES | | | DOCTORAL DEGREES | | | OTHER 1/ | | |
|---------------------------------------------|-------|--------------------|-----|-------|------------------|-----|-------|------------------|-----|-------|----------|-----|-------|
| | | SUBT | MEN | WOMEN | SUBT | MEN | WOMEN | SUBT | MEN | WOMEN | SUBT | MEN | WOMEN |
| Natural Sciences Division | 286 | 181 | 107 | 74 | 83 | 35 | 48 | 22 | 19 | 3 | | | |
| Biology | 66 | 66 | 27 | 39 | | | | | | | | | |
| Biology (BA) | 51 | 51 | 20 | 31 | | | | | | | | | |
| Biology (BS) | 15 | 15 | 7 | 8 | | | | | | | | | |
| Botany | 1 | 1 | | 1 | | | | | | | | | |
| Botany (BA) | 1 | 1 | | 1 | | | | | | | | | |
| Bot Sci, Botany (MS,PhD) | 5 | | | | 5 | 2 | 3 | | | | | | |
| Chemistry | 12 | 7 | 6 | 1 | 4 | 2 | 2 | 1 | 1 | | | | |
| Chemistry (BA) | 3 | 3 | 2 | 1 | | | | | | | | | |
| Chemistry (BS,MS,PhD) | 9 | 4 | 4 | | 4 | 2 | 2 | 1 | 1 | | | | |
| Info & Computer Sci | 116 | 63 | 53 | 10 | 53 | 21 | 32 | | | | | | |
| Computer Sci (BS,PhD) | 56 | 56 | 49 | 7 | | | | | | | | | |
| Info & Computer Sci (BA,MS) | 26 | 7 | 4 | 3 | 19 | 13 | 6 | | | | | | |
| Library & Info Science (MLIS / MLISC) | 34 | | | | 34 | 8 | 26 | | | | | | |
| Mathematics | 14 | 12 | 6 | 6 | 1 | | 1 | 1 | 1 | | | | |
| Mathematics (BA) | 6 | 6 | 3 | 3 | | | | | | | | | |
| Mathematics (BS,MA,PhD) | 8 | 6 | 3 | 3 | 1 | | 1 | 1 | 1 | | | | |
| Microbiology | 26 | 11 | 2 | 9 | 11 | 5 | 6 | 4 | 4 | | | | |
| Microbiology (BA) | 8 | 8 | 2 | 6 | | | | | | | | | |
| Microbiology (BS,MS,PhD) | 18 | 3 | | 3 | 11 | 5 | 6 | 4 | 4 | | | | |
| Physics & Astronomy | 13 | 2 | 1 | 1 | 3 | 3 | | 8 | 7 | 1 | | | |
| Astronomy (MS,PhD) | 7 | | | | 2 | 2 | | 5 | 4 | 1 | | | |
| Physics (BS,MS,PhD) | 6 | 2 | 1 | 1 | 1 | 1 | | 3 | 3 | | | | |
| Zoology | 33 | 19 | 12 | 7 | 6 | 2 | 4 | 8 | 6 | 2 | | | |
| Zoology (BA) | 17 | 17 | 11 | 6 | | | | | | | | | |
| Zoology (BS,MS,PhD) | 16 | 2 | 1 | 1 | 6 | 2 | 4 | 8 | 6 | 2 | | | |
| Social Sciences Division | 578 | 471 | 198 | 273 | 69 | 36 | 33 | 38 | 22 | 16 | | | |
| Anthropology (BA,MA,PhD) | 29 | 18 | 1 | 17 | 7 | 6 | 1 | 4 | 2 | 2 | | | |
| Communication 5/..... | 130 | 127 | 50 | 77 | 3 | 1 | 2 | | | | | | |
| Communication (BA,MA) | 83 | 80 | 38 | 42 | 3 | 1 | 2 | | | | | | |
| Journalism (BA) | 47 | 47 | 12 | 35 | | | | | | | | | |
| Economics (BA,MA,PhD) | 37 | 32 | 25 | 7 | 2 | 2 | | 3 | 3 | | | | |
| Ethnic Studies (BA) | 12 | 12 | 3 | 9 | | | | | | | | | |
| Geography (BA,MA,PhD) | 25 | 19 | 13 | 6 | 3 | 2 | 1 | 3 | 1 | 2 | | | |
| Political Science (BA,MA,PhD) | 84 | 53 | 28 | 25 | 17 | 11 | 6 | 14 | 7 | 7 | | | |
| Psychology (BA,MA,PhD) | 139 | 118 | 35 | 83 | 10 | 3 | 7 | 11 | 7 | 4 | | | |
| Public Administration (MPA) | 14 | | | | 14 | 5 | 9 | | | | | | |
| Sociology (BA,MA,PhD) | 97 | 92 | 43 | 49 | 2 | 2 | | 3 | 2 | 1 | | | |
| Urban & Regional Plan (MURP) | 11 | | | | 11 | 4 | 7 | | | | | | |
| Other Arts & Sciences | 106 | 103 | 37 | 66 | | | | 3 | 1 | 2 | | | |

TABLE 3 (cont.)

| COLLEGE AND FIELD OF STUDY | TOTAL | BACHELOR'S DEGREES | | | MASTER'S DEGREES | | | DOCTORAL DEGREES | | | OTHER 1/ | | |
|------------------------------------------------|-------|--------------------|-----|-------|------------------|-----|-------|------------------|-----|-------|----------|-----|-------|
| | | SUBT | MEN | WOMEN | SUBT | MEN | WOMEN | SUBT | MEN | WOMEN | SUBT | MEN | WOMEN |
| Communication & Info Sci (PhD) | 3 | | | | | | | 3 | 1 | 2 | | | |
| Liberal Studies (BA) | 103 | 103 | 37 | 66 | | | | | | | | | |
| Sch of Hawaiian, Asian & Pacific St | 68 | 45 | 13 | 32 | 23 | 14 | 9 | | | | | | |
| Asian Studies (BA,MA) | 43 | 23 | 8 | 15 | 20 | 12 | 8 | | | | | | |
| Hawaiian Studies (BA) | 22 | 22 | 5 | 17 | | | | | | | | | |
| Pacific Island Program (MA) | 3 | | | | 3 | 2 | 1 | | | | | | |
| Sch of Ocean, Earth Science & Tech | 42 | 13 | 7 | 6 | 22 | 14 | 8 | 7 | 3 | 4 | | | |
| Geology-Geophysics | 19 | 8 | 3 | 5 | 5 | 3 | 2 | 6 | 3 | 3 | | | |
| Geology (BA) | 2 | 2 | | 2 | | | | | | | | | |
| Geology-Geophysics (BS,MS,PhD) | 17 | 6 | 3 | 3 | 5 | 3 | 2 | 6 | 3 | 3 | | | |
| Meteorology (BS,MS,PhD) | 11 | 5 | 4 | 1 | 6 | 5 | 1 | | | | | | |
| Ocean & Resources Eng (MS,PhD) 6/ | 9 | | | | 8 | 5 | 3 | 1 | | 1 | | | |
| Oceanography (MS,PhD) | 3 | | | | 3 | 1 | 2 | | | | | | |
| Sch of Architecture (BArch,MArch, ArchD) | 36 | 20 | 13 | 7 | 6 | 4 | 2 | | | | 10 | 9 | 1 |
| College of Business Administration | 678 | 514 | 240 | 274 | 164 | 92 | 72 | | | | | | |
| Sch of Accountancy (BBA,MAcc) | 136 | 116 | 42 | 74 | 20 | 8 | 12 | | | | | | |
| Business Administration (MBA) | 144 | | | | 144 | 84 | 60 | | | | | | |
| Financial Economics & Institutions | 97 | 97 | 53 | 44 | | | | | | | | | |
| Finance (BBA) | 94 | 94 | 50 | 44 | | | | | | | | | |
| Real Estate (BBA) | 3 | 3 | 3 | | | | | | | | | | |
| Management & Pers / Indus Rel | 61 | 61 | 24 | 37 | | | | | | | | | |
| Human Resources Mgt (BBA) | 15 | 15 | 2 | 13 | | | | | | | | | |
| International Business (BBA) | 17 | 17 | 7 | 10 | | | | | | | | | |
| Management (BBA) | 29 | 29 | 15 | 14 | | | | | | | | | |
| Management Information Sys (BBA) | 144 | 144 | 78 | 66 | | | | | | | | | |
| Marketing (BBA) | 96 | 96 | 43 | 53 | | | | | | | | | |
| School of Travel Industry Management | 86 | 77 | 27 | 50 | 9 | 4 | 5 | | | | | | |
| Travel Indus Mgt (BBA, MS) | 9 | | | | 9 | 4 | 5 | | | | | | |
| Travel Indus Mgt (BS) | 77 | 77 | 27 | 50 | | | | | | | | | |
| College of Education | 483 | 197 | 57 | 140 | 190 | 53 | 137 | 11 | 1 | 10 | 85 | 34 | 51 |
| Counseling & Guidance (MEd) | 23 | | | | 23 | 4 | 19 | | | | | | |
| Education (PhD) | 8 | | | | | | | 8 | | 8 | | | |
| Educational Admin (MEd) | 29 | | | | 29 | 9 | 20 | | | | | | |
| Educational Foundations (MEd) | 8 | | | | 8 | | 8 | | | | | | |
| Educational Psychology (MEd,PhD) | 4 | | | | 1 | 1 | | 3 | 1 | 2 | | | |

TABLE 3 (cont.)

| COLLEGE AND FIELD OF STUDY | TOTAL | BACHELOR'S DEGREES | | | MASTER'S DEGREES | | | DOCTORAL DEGREES | | | OTHER 1/ | | |
|--------------------------------------------|-------|--------------------|-----|-------|------------------|-----|-------|------------------|-----|-------|----------|-----|-------|
| | | SUBT | MEN | WOMEN | SUBT | MEN | WOMEN | SUBT | MEN | WOMEN | SUBT | MEN | WOMEN |
| Educational Teach (MEdT) | 21 | | | | 21 | 7 | 14 | | | | | | |
| Educational Tech (MEd) | 11 | | | | 11 | 4 | 7 | | | | | | |
| Elementary Education (BEd,MEd) | 149 | 121 | 15 | 106 | 28 | 2 | 26 | | | | | | |
| Dance | 1 | 1 | | 1 | | | | | | | | | |
| Early Childhood | 6 | 6 | | 6 | | | | | | | | | |
| Elementary Education | 6 | 6 | 1 | 5 | | | | | | | | | |
| Family Resources | 8 | 8 | | 8 | | | | | | | | | |
| Hawaiian & Foreign Language | 2 | 2 | | 2 | | | | | | | | | |
| Hawaiian Studies | 10 | 10 | 2 | 8 | | | | | | | | | |
| History | 3 | 3 | 2 | 1 | | | | | | | | | |
| Language Arts | 2 | 2 | | 2 | | | | | | | | | |
| Mathematics | 2 | 2 | 1 | 1 | | | | | | | | | |
| Music | 1 | 1 | | 1 | | | | | | | | | |
| Psychology | 2 | 2 | | 2 | | | | | | | | | |
| Science Generalist | 25 | 25 | 5 | 20 | | | | | | | | | |
| Special Education (EL&SP) | 52 | 52 | 4 | 48 | | | | | | | | | |
| Special Education (ELSPE) | 1 | 1 | | 1 | | | | | | | | | |
| Secondary Education (BEd,MEd,PD/PB Cert) | 175 | 58 | 34 | 24 | 40 | 17 | 23 | | | | 77 | 34 | 43 |
| Biological Science | 3 | 3 | 2 | 1 | | | | | | | | | |
| Chemistry | 1 | 1 | 1 | | | | | | | | | | |
| Distributive Education | 2 | 2 | 2 | | | | | | | | | | |
| English | 9 | 9 | 3 | 6 | | | | | | | | | |
| General Science | 4 | 4 | 2 | 2 | | | | | | | | | |
| Hawaiian | 3 | 3 | | 3 | | | | | | | | | |
| Hawaiian Studies | 1 | 1 | | 1 | | | | | | | | | |
| History | 2 | 2 | 1 | 1 | | | | | | | | | |
| Industrial Arts | 6 | 6 | 6 | | | | | | | | | | |
| Japanese | 1 | 1 | | 1 | | | | | | | | | |
| Music | 6 | 6 | 5 | 1 | | | | | | | | | |
| Physical Education | 12 | 12 | 9 | 3 | | | | | | | | | |
| Physics | 1 | 1 | | 1 | | | | | | | | | |
| Political Science | 1 | 1 | 1 | | | | | | | | | | |
| Psychology | 1 | 1 | | 1 | | | | | | | | | |
| Secondary Education | 77 | | | | | | | | | | 77 | 34 | 43 |
| Trades & Industries | 1 | 1 | 1 | | | | | | | | | | |
| Vocational Home Economics | 4 | 4 | 1 | 3 | | | | | | | | | |
| Special Education (BEd,MEd) | 27 | | | | 26 | 6 | 20 | | | | 1 | | 1 |
| Kinesiology & Leisure Science | 21 | 18 | 8 | 10 | 3 | 3 | | | | | | | |
| Athletic Training (BS) | 1 | 1 | 1 | | | | | | | | | | |
| Health / Exercise Science (BS) | 12 | 12 | 7 | 5 | | | | | | | | | |
| Kinesiology & Leisure Science (MS) 7/..... | 3 | | | | 3 | 3 | | | | | | | |
| Physical Education (BS) | 1 | 1 | | 1 | | | | | | | | | |
| Rec & Leisure Science (BS) | 4 | 4 | | 4 | | | | | | | | | |
| Prof Diploma in Educ, Elem/Sec (PDE)..... | 7 | | | | | | | | | | 7 | | 7 |
| College of Engineering | 132 | 84 | 69 | 15 | 42 | 34 | 8 | 6 | 6 | | | | |

TABLE 3 (cont.)

| COLLEGE AND FIELD OF STUDY | TOTAL | BACHELOR'S DEGREES | | | MASTER'S DEGREES | | | DOCTORAL DEGREES | | | OTHER 1/ SUBT MEN WOMEN | | |
|-------------------------------------|-------|--------------------|-----|-------|------------------|-----|-------|------------------|-----|-------|----------------------------|-----|-------|
| | | SUBT | MEN | WOMEN | SUBT | MEN | WOMEN | SUBT | MEN | WOMEN | SUBT | MEN | WOMEN |
| Nursing, Professional (BS,MS) | 26 | 3 | 1 | 2 | 23 | 4 | 19 | | | | | | |
| School of Public Health | 24 | | | | 20 | 3 | 17 | 4 | | 4 | | | |
| Biostats, Epidemiology (PhD) | 1 | | | | | | | 1 | | 1 | | | |
| Public Health | 23 | | | | 20 | 3 | 17 | 3 | | 3 | | | |
| Public Health (MPH) | 19 | | | | 19 | 3 | 16 | | | | | | |
| Public Health, Rsch (MS,DrPH) | 4 | | | | 1 | | 1 | 3 | | 3 | | | |
| School of Social Work | 105 | 18 | 4 | 14 | 86 | 9 | 77 | 1 | | 1 | | | |
| Social Work (BSW,MSW) | 104 | 18 | 4 | 14 | 86 | 9 | 77 | | | | | | |
| Social Welfare (PhD) | 1 | | | | | | | 1 | | 1 | | | |
| School of Law (JD) | 79 | | | | | | | | | | 79 | 38 | 41 |

1/ Includes certificates and degrees other than bachelor's, master's, and doctoral degrees: Professional Diplomas in Education, Post Baccalaureates in Education and First Professional Degrees (Doctor of Jurisprudence degrees (JDs) earned by graduates of the School of Law, Doctor of Medicine degrees (MDs) earned by graduates of the School of Medicine, and Architecture Doctorate (ArchD) earned by graduate of the School of Architecture). Also includes no data degree(s).

2/ Graduates totaled 3,441; 143 students earned two Bachelor's degrees and 8 students earned three Bachelor's degrees, giving a total of 2,152 baccalaureate graduates; 1 student earned an MBA & a JD; 1 student earned an MBA & an MS; and 1 student earned an MA & an MLISc.

3/ Department name changed to "Second Language Study, " effective July 2000; the degree name was not changed.

4/ Formerly called "European Language & Literature;" name changed effective July 1999.

5/ The departments of Communication and Journalism were consolidated under the School of Communications (BOR approved, June 2000).

6/ Formerly called "Ocean Engineering, " name changed effective Spring 2000.

7/ MS in Kinesiology & Leisure Science added Fall 1999.

8/ The College of Tropical Agriculture & Human Resources underwent a reorganization in 1999-2000.

9/ Formerly called "School of Nursing;" name changed effective July 2000.

SOURCES: Computer Reports 1454B and 3013H; Graduate Division data, University of Hawai'i at Manoa.

TABLE 4
DEGREES EARNED BY PROGRAM, GENDER AND ETHNICITY
UNIVERSITY OF HAWAI'I AT MANOA
JULY 1, 2000 TO JUNE 30, 2001

| COLLEGE, DEGREE TYPE AND PROGRAM | GRAND TOTAL | SUB-T ASIAN/ PACIFIC | ASIAN / PACIFIC ISLANDER | | | | | | | | SUB-T CAU- CASIAN | CAUCASIAN | | SUB-T OTHER | OTHER | | | | |
|-------------------------------------|----------------|----------------------------|--------------------------|-----|-----|-------|-------|-----|-----|-----|-------------------------|-----------|------|----------------|-------|-----------|-------------|-------------|------------|
| | | | JPN | CHN | KOR | HWN / | | PAC | OTH | MIX | | CAUC | PORT | | HISP | AFR AM | IND / AK | MIX BKGD | NO RESP |
| | | | | | | FIL | PT HA | | | | | | | | | | | | |
| TOTAL | 3,603 | 1,903 | 685 | 355 | 123 | 237 | 243 | 64 | 94 | 102 | 582 | 556 | 26 | 1,118 | 41 | 15 | 10 | 240 | 812 |
| Men | 1,489 | 780 | 244 | 177 | 49 | 99 | 95 | 25 | 46 | 45 | 234 | 228 | 6 | 475 | 12 | 10 | 3 | 95 | 355 |
| Women | 2,114 | 1,123 | 441 | 178 | 74 | 138 | 148 | 39 | 48 | 57 | 348 | 328 | 20 | 643 | 29 | 5 | 7 | 145 | 457 |
| Bachelor's | 2,311 | 1,323 | 480 | 223 | 88 | 193 | 169 | 48 | 45 | 77 | 279 | 265 | 14 | 709 | 17 | 11 | 6 | 174 | 501 |
| Men | 935 | 527 | 175 | 105 | 31 | 79 | 71 | 15 | 20 | 31 | 108 | 107 | 1 | 300 | 8 | 7 | 2 | 71 | 212 |
| Women | 1,376 | 796 | 305 | 118 | 57 | 114 | 98 | 33 | 25 | 46 | 171 | 158 | 13 | 409 | 9 | 4 | 4 | 103 | 289 |
| Post Bach / Prof Diploma | 85 | 41 | 17 | 5 | 1 | 7 | 8 | | 1 | 2 | 22 | 21 | 1 | 22 | 1 | | 1 | 12 | 8 |
| Men | 34 | 18 | 4 | 4 | 1 | 4 | 4 | | | 1 | 6 | 5 | 1 | 10 | | | | 6 | 4 |
| Women | 51 | 23 | 13 | 1 | | 3 | 4 | | 1 | 1 | 16 | 16 | | 12 | 1 | | 1 | 6 | 4 |
| Master's | 921 | 412 | 146 | 102 | 25 | 27 | 53 | 10 | 31 | 18 | 216 | 207 | 9 | 293 | 17 | 3 | 1 | 41 | 231 |
| Men | 371 | 169 | 43 | 52 | 13 | 10 | 17 | 6 | 16 | 12 | 89 | 86 | 3 | 113 | 3 | 2 | | 11 | 97 |
| Women | 550 | 243 | 103 | 50 | 12 | 17 | 36 | 4 | 15 | 6 | 127 | 121 | 6 | 180 | 14 | 1 | 1 | 30 | 134 |
| Doctorate | 144 | 49 | 12 | 16 | 6 | 3 | 1 | 2 | 9 | | 37 | 35 | 2 | 58 | 3 | | 2 | 2 | 51 |
| Men | 76 | 28 | 6 | 11 | 3 | 3 | | 1 | 4 | | 17 | 16 | 1 | 31 | 1 | | 1 | 2 | 27 |
| Women | 68 | 21 | 6 | 5 | 3 | | 1 | 1 | 5 | | 20 | 19 | 1 | 27 | 2 | | 1 | | 24 |
| First Professional | 142 | 78 | 30 | 9 | 3 | 7 | 12 | 4 | 8 | 5 | 28 | 28 | | 36 | 3 | 1 | | 11 | 21 |
| Men | 73 | 38 | 16 | 5 | 1 | 3 | 3 | 3 | 6 | 1 | 14 | 14 | | 21 | | 1 | | 5 | 15 |
| Women | 69 | 40 | 14 | 4 | 2 | 4 | 9 | 1 | 2 | 4 | 14 | 14 | | 15 | 3 | | | 6 | 6 |
| COLLEGE OF ARTS & SCI | 1,456 | 671 | 262 | 96 | 59 | 78 | 92 | 17 | 31 | 36 | 292 | 281 | 11 | 493 | 21 | 11 | 5 | 106 | 350 |
| Men | 637 | 297 | 99 | 61 | 20 | 36 | 44 | 6 | 14 | 17 | 124 | 122 | 2 | 216 | 6 | 6 | 3 | 48 | 153 |
| Women | 819 | 374 | 163 | 35 | 39 | 42 | 48 | 11 | 17 | 19 | 168 | 159 | 9 | 277 | 15 | 5 | 2 | 58 | 197 |
| Bachelor's | 1,064 | 524 | 208 | 64 | 43 | 70 | 78 | 13 | 16 | 32 | 186 | 179 | 7 | 354 | 11 | 10 | 4 | 92 | 237 |
| Men | 457 | 231 | 85 | 42 | 12 | 30 | 36 | 3 | 9 | 14 | 76 | 75 | 1 | 150 | 4 | 6 | 2 | 42 | 96 |
| Women | 607 | 293 | 123 | 22 | 31 | 40 | 42 | 10 | 7 | 18 | 110 | 104 | 6 | 204 | 7 | 4 | 2 | 50 | 141 |
| Master's | 294 | 116 | 47 | 23 | 11 | 5 | 13 | 2 | 11 | 4 | 78 | 75 | 3 | 100 | 8 | 1 | | 13 | 78 |
| Men | 125 | 50 | 10 | 14 | 6 | 3 | 8 | 2 | 4 | 3 | 34 | 33 | 1 | 41 | 1 | | | 5 | 35 |
| Women | 169 | 66 | 37 | 9 | 5 | 2 | 5 | | 7 | 1 | 44 | 42 | 2 | 59 | 7 | 1 | | 8 | 43 |
| PhD | 98 | 31 | 7 | 9 | 5 | 3 | 1 | 2 | 4 | | 28 | 27 | 1 | 39 | 2 | | 1 | 1 | 35 |
| Men | 55 | 16 | 4 | 5 | 2 | 3 | | 1 | 1 | | 14 | 14 | | 25 | 1 | | 1 | 1 | 22 |
| Women | 43 | 15 | 3 | 4 | 3 | | 1 | 1 | 3 | | 14 | 13 | 1 | 14 | 1 | | | | 13 |
| ARTS & HUMANITIES | 250 | 101 | 41 | 11 | 10 | 7 | 17 | 2 | 7 | 6 | 58 | 58 | | 91 | 3 | 1 | | 17 | 70 |
| Men | 104 | 44 | 14 | 6 | 3 | 3 | 11 | 1 | 3 | 3 | 26 | 26 | | 34 | | 1 | | 7 | 26 |
| Women | 146 | 57 | 27 | 5 | 7 | 4 | 6 | 1 | 4 | 3 | 32 | 32 | | 57 | 3 | | | 10 | 44 |

TABLE 4 (cont.)

| COLLEGE, DEGREE TYPE AND PROGRAM | GRAND TOTAL | SUB-T ASIAN/ PACIFIC | ASIAN / PACIFIC ISLANDER | | | | | | | | SUB-T CAU- CASIAN | CAUCASIAN | | SUB-T OTHER | OTHER | | | | |
|-------------------------------------|----------------|----------------------------|--------------------------|-----|-----|-----|-------|----------|---------|---------|-------------------------|-----------|------|----------------|-------|--------|----------|----------|---------|
| | | | JPN | CHN | KOR | FIL | PT HA | PAC ISLE | OTH ASN | MIX A/P | | CAUC | PORT | | HISP | AFR AM | IND / AK | MIX BKGD | NO RESP |
| Bachelor's | 170 | 73 | 28 | 9 | 7 | 5 | 13 | 2 | 3 | 6 | 31 | 31 | | 66 | 3 | 1 | | 16 | 46 |
| Men | 67 | 31 | 10 | 5 | 1 | 1 | 8 | 1 | 2 | 3 | 14 | 14 | | 22 | | 1 | | 6 | 15 |
| Women | 103 | 42 | 18 | 4 | 6 | 4 | 5 | 1 | 1 | 3 | 17 | 17 | | 44 | 3 | | | 10 | 31 |
| Master's | 62 | 24 | 13 | 2 | 2 | 1 | 4 | | | 2 | 19 | 19 | | 19 | | | | 1 | 18 |
| Men | 30 | 11 | 4 | 1 | 1 | 1 | 3 | | | 1 | 10 | 10 | | 9 | | | | 1 | 8 |
| Women | 32 | 13 | 9 | 1 | 1 | | 1 | | | 1 | 9 | 9 | | 10 | | | | | 10 |
| PhD | 18 | 4 | | | 1 | 1 | | | | 2 | 8 | 8 | | 6 | | | | | 6 |
| Men | 7 | 2 | | | 1 | 1 | | | | | 2 | 2 | | 3 | | | | | 3 |
| Women | 11 | 2 | | | | | | | | 2 | 6 | 6 | | 3 | | | | | 3 |
| American Studies | 17 | 7 | 5 | | | | 1 | | | 1 | 2 | 2 | | 8 | | | | | 8 |
| Men | 10 | 4 | 3 | | | | 1 | | | | 1 | 1 | | 5 | | | | | 5 |
| Women | 7 | 3 | 2 | | | | | | | 1 | 1 | 1 | | 3 | | | | | 3 |
| Bachelor's | 11 | 5 | 5 | | | | | | | | 1 | 1 | | 5 | | | | | 5 |
| Men | 7 | 3 | 3 | | | | | | | | 1 | 1 | | 3 | | | | | 3 |
| Women | 4 | 2 | 2 | | | | | | | | | | | 2 | | | | | 2 |
| Master's | 2 | 1 | | | | | 1 | | | | | | | 1 | | | | | 1 |
| Men | 2 | 1 | | | | | 1 | | | | | | | 1 | | | | | 1 |
| PhD | 4 | 1 | | | | | | | | 1 | 1 | 1 | | 2 | | | | | 2 |
| Men | 1 | | | | | | | | | | | | | 1 | | | | | 1 |
| Women | 3 | 1 | | | | | | | | 1 | 1 | 1 | | 1 | | | | | 1 |
| Art | 68 | 30 | 11 | 6 | 3 | 2 | 6 | | | 2 | 13 | 13 | | 25 | | | | 6 | 19 |
| Men | 23 | 12 | 3 | 4 | | 1 | 2 | | | 2 | 6 | 6 | | 5 | | | | 2 | 3 |
| Women | 45 | 18 | 8 | 2 | 3 | 1 | 4 | | | | 7 | 7 | | 20 | | | | 4 | 16 |
| Bachelor's (BA,BFA)..... | 56 | 24 | 8 | 5 | 3 | 2 | 4 | | | 2 | 10 | 10 | | 22 | | | | 6 | 16 |
| Men | 19 | 10 | 3 | 3 | | 1 | 1 | | | 2 | 4 | 4 | | 5 | | | | 2 | 3 |
| Women | 37 | 14 | 5 | 2 | 3 | 1 | 3 | | | | 6 | 6 | | 17 | | | | 4 | 13 |
| Master's (MA,MFA)..... | 12 | 6 | 3 | 1 | | | 2 | | | | 3 | 3 | | 3 | | | | | 3 |
| Men | 4 | 2 | | 1 | | | 1 | | | | 2 | 2 | | 2 | | | | | |
| Women | 8 | 4 | 3 | | | | 1 | | | | 1 | 1 | | 3 | | | | | 3 |
| Dance | 9 | 4 | 1 | | | 1 | 1 | | | 1 | 2 | 2 | | 3 | | | | 1 | 2 |
| Men | 1 | | | | | | | | | | 1 | 1 | | 1 | | | | | |
| Women | 8 | 4 | 1 | | | 1 | 1 | | | 1 | 1 | 1 | | 3 | | | | 1 | 2 |
| Bachelor's | 7 | 3 | | | | 1 | 1 | | | 1 | 2 | 2 | | 2 | | | | 1 | 1 |
| Men | 1 | | | | | | | | | | 1 | 1 | | 1 | | | | | |
| Women | 6 | 3 | | | | 1 | 1 | | | 1 | 1 | 1 | | 2 | | | | 1 | 1 |
| Master's (MA,MFA)..... | 2 | 1 | 1 | | | | | | | | | | | 1 | | | | | 1 |
| Women | 2 | 1 | 1 | | | | | | | | | | | 1 | | | | | 1 |

TABLE 4 (cont.)

| COLLEGE, DEGREE TYPE AND PROGRAM | GRAND TOTAL | SUB-T ASIAN/ PACIFIC | ASIAN / PACIFIC ISLANDER | | | | | | | | SUB-T CAU- CASIAN | CAUCASIAN | | SUB-T OTHER | OTHER | | | | | |
|-------------------------------------|----------------|----------------------------|--------------------------|-----|-----|-----|-------|-------------|------------|------------|-------------------------|-----------|------|----------------|-------|-----------|-------------|-------------|------------|----|
| | | | JPN | CHN | KOR | FIL | PT HA | PAC ISLE | OTH ASN | MIX A/P | | CAUC | PORT | | HISP | AFR AM | IND / AK | MIX BKGD | NO RESP | |
| Theater | 29 | 6 | 1 | 1 | | 1 | 2 | | | | 1 | 12 | 12 | | 11 | 1 | 1 | | 2 | 7 |
| Men | 11 | 2 | | | | 1 | 1 | | | | | 4 | 4 | | 5 | | 1 | | | 4 |
| Women | 18 | 4 | 1 | 1 | | | 1 | | | | 1 | 8 | 8 | | 6 | 1 | | | 2 | 3 |
| Bachelor's | 12 | 3 | 1 | | | | 2 | | | | | 3 | 3 | | 6 | 1 | 1 | | 2 | 2 |
| Men | 5 | 1 | | | | | 1 | | | | | 1 | 1 | | 3 | | 1 | | | 2 |
| Women | 7 | 2 | 1 | | | | 1 | | | | | 2 | 2 | | 3 | 1 | | | 2 | |
| Master's (MA,MFA)..... | 10 | 2 | | 1 | | 1 | | | | | | 6 | 6 | | 2 | | | | | 2 |
| Men | 5 | 1 | | | | 1 | | | | | | 3 | 3 | | 1 | | | | | 1 |
| Women | 5 | 1 | | 1 | | | | | | | | 3 | 3 | | 1 | | | | | 1 |
| PhD | 7 | 1 | | | | | | | | | 1 | 3 | 3 | | 3 | | | | | 3 |
| Men | 1 | | | | | | | | | | | | | | 1 | | | | | 1 |
| Women | 6 | 1 | | | | | | | | | 1 | 3 | 3 | | 2 | | | | | 2 |
| History | 40 | 20 | 11 | 2 | | | 3 | 1 | 1 | 2 | | 6 | 6 | | 14 | 1 | | | 3 | 10 |
| Men | 15 | 8 | 3 | 1 | | | 3 | | 1 | | | 3 | 3 | | 4 | | | | | 4 |
| Women | 25 | 12 | 8 | 1 | | | | | | 2 | | 3 | 3 | | 10 | 1 | | | 3 | 6 |
| Bachelor's | 32 | 18 | 9 | 2 | | | 3 | 1 | 1 | 2 | | 4 | 4 | | 10 | 1 | | | 3 | 6 |
| Men | 12 | 7 | 2 | 1 | | | 3 | | 1 | | | 2 | 2 | | 3 | | | | | 3 |
| Women | 20 | 11 | 7 | 1 | | | | 1 | | 2 | | 2 | 2 | | 7 | 1 | | | 3 | 3 |
| Master's | 6 | 2 | 2 | | | | | | | | | | | | 4 | | | | | 4 |
| Men | 2 | 1 | 1 | | | | | | | | | | | | 1 | | | | | 1 |
| Women | 4 | 1 | 1 | | | | | | | | | | | | 3 | | | | | 3 |
| PhD | 2 | | | | | | | | | | | 2 | 2 | | | | | | | |
| Men | 1 | | | | | | | | | | | 1 | 1 | | | | | | | |
| Women | 1 | | | | | | | | | | | 1 | 1 | | | | | | | |
| Music | 24 | 10 | 3 | 1 | 1 | 1 | 1 | 1 | 1 | 1 | | 7 | 7 | | 7 | | | | 2 | 5 |
| Men | 10 | 5 | 1 | | | 1 | 1 | 1 | 1 | 1 | | 2 | 2 | | 3 | | | | 2 | 1 |
| Women | 14 | 5 | 2 | 1 | 1 | | | | | | | 5 | 5 | | 4 | | | | | 4 |
| Bachelor's (BA,BMus)..... | 16 | 6 | 1 | 1 | 1 | | 1 | 1 | | 1 | | 4 | 4 | | 6 | | | | 1 | 5 |
| Men | 7 | 4 | 1 | | | | 1 | 1 | | 1 | | 1 | 1 | | 2 | | | | 1 | 1 |
| Women | 9 | 2 | | 1 | 1 | | | | | | | 3 | 3 | | 4 | | | | | 4 |
| Master's | 7 | 3 | 2 | | | | | | | | | 3 | 3 | | 1 | | | | 1 | |
| Men | 2 | | | | | | | | | | | 1 | 1 | | 1 | | | | | 1 |
| Women | 5 | 3 | 2 | | | | | | | | 1 | 2 | 2 | | | | | | | |
| PhD | 1 | 1 | | | | 1 | | | | | | | | | | | | | | |
| Men | 1 | 1 | | | | 1 | | | | | | | | | | | | | | |
| Philosophy | 18 | 7 | 4 | 1 | 2 | | | | | | | 7 | 7 | | 4 | | | | | 4 |

TABLE 4 (cont.)

| COLLEGE, DEGREE TYPE AND PROGRAM | GRAND TOTAL | SUB-T ASIAN/ PACIFIC | ASIAN / PACIFIC ISLANDER | | | | | | | | SUB-T CAU- CASIAN | CAUCASIAN | | SUB-T OTHER | OTHER | | | |
|-------------------------------------|----------------|----------------------------|--------------------------|-----|-----|-----|-------|-------------|------------|------------|-------------------------|-----------|------|----------------|-------|-----------|-------------|-------------|
| | | | JPN | CHN | KOR | FIL | PT HA | PAC ISLE | OTH ASN | MIX A/P | | CAUC | PORT | | HISP | AFR AM | IND / AK | MIX BKGD |
| Men | 13 | 5 | 2 | 1 | 2 | | | | | | 5 | 5 | | 3 | | | | 3 |
| Women | 5 | 2 | 2 | | | | | | | | 2 | 2 | | 1 | | | | 1 |
| Bachelor's | 7 | 2 | 1 | 1 | | | | | | | 3 | 3 | | 2 | | | | 2 |
| Men | 4 | 1 | | 1 | | | | | | | 2 | 2 | | 1 | | | | 1 |
| Women | 3 | 1 | 1 | | | | | | | | 1 | 1 | | 1 | | | | 1 |
| Master's | 7 | 4 | 3 | | 1 | | | | | | 2 | 2 | | 1 | | | | 1 |
| Men | 6 | 3 | 2 | | 1 | | | | | | 2 | 2 | | 1 | | | | 1 |
| Women | 1 | 1 | 1 | | | | | | | | | | | | | | | |
| PhD | 4 | 1 | | | 1 | | | | | | 2 | 2 | | 1 | | | | 1 |
| Men | 3 | 1 | | | 1 | | | | | | 1 | 1 | | 1 | | | | 1 |
| Women | 1 | | | | | | | | | | 1 | 1 | | | | | | |
| Religion | 15 | 5 | 1 | | 2 | | 1 | | 1 | | 2 | 2 | | 8 | 1 | | 2 | 5 |
| Men | 8 | 2 | | | | | 1 | | 1 | | 1 | 1 | | 5 | | | 2 | 3 |
| Women | 7 | 3 | 1 | | 2 | | | | | | 1 | 1 | | 3 | 1 | | | 2 |
| Bachelor's | 6 | 1 | | | 1 | | | | | | | | | 5 | 1 | | 2 | 2 |
| Men | 2 | | | | | | | | | | | | | 2 | | | 2 | |
| Women | 4 | 1 | | | 1 | | | | | | | | | 3 | 1 | | | 2 |
| Master's | 9 | 4 | 1 | | 1 | | 1 | | 1 | | 2 | 2 | | 3 | | | | 3 |
| Men | 6 | 2 | | | | | 1 | | 1 | | 1 | 1 | | 3 | | | | 3 |
| Women | 3 | 2 | 1 | | 1 | | | | | | 1 | 1 | | | | | | |
| Speech | 30 | 12 | 4 | | 2 | 2 | 2 | | 2 | | 7 | 7 | | 11 | | | 1 | 10 |
| Men | 13 | 6 | 2 | | 1 | | 2 | | 1 | | 3 | 3 | | 4 | | | 1 | 3 |
| Women | 17 | 6 | 2 | | 1 | 2 | | | 1 | | 4 | 4 | | 7 | | | | 7 |
| Bachelor's | 23 | 11 | 3 | | 2 | 2 | 2 | | 2 | | 4 | 4 | | 8 | | | 1 | 7 |
| Men | 10 | 5 | 1 | | 1 | | 2 | | 1 | | 2 | 2 | | 3 | | | 1 | 2 |
| Women | 13 | 6 | 2 | | 1 | 2 | | | 1 | | 2 | 2 | | 5 | | | | 5 |
| Master's | 7 | 1 | 1 | | | | | | | | 3 | 3 | | 3 | | | | 3 |
| Men | 3 | 1 | 1 | | | | | | | | 1 | 1 | | 1 | | | | 1 |
| Women | 4 | | | | | | | | | | 2 | 2 | | 2 | | | | 2 |
| LANG, LING & LIT | 236 | 113 | 48 | 14 | 21 | 8 | 13 | 1 | 3 | 5 | 45 | 43 | 2 | 78 | 6 | | 18 | 54 |
| Men | 78 | 38 | 18 | 7 | 4 | 3 | 4 | | | 2 | 16 | 16 | | 24 | 1 | | 7 | 16 |
| Women | 158 | 75 | 30 | 7 | 17 | 5 | 9 | 1 | 3 | 3 | 29 | 27 | 2 | 54 | 5 | | 11 | 38 |
| Bachelor's | 139 | 71 | 29 | 7 | 11 | 6 | 13 | 1 | | 4 | 24 | 23 | 1 | 44 | 3 | | 14 | 27 |
| Men | 48 | 27 | 13 | 5 | 1 | 2 | 4 | | | 2 | 9 | 9 | | 12 | 1 | | 6 | 5 |
| Women | 91 | 44 | 16 | 2 | 10 | 4 | 9 | 1 | | 2 | 15 | 14 | 1 | 32 | 2 | | 8 | 22 |
| Master's | 80 | 32 | 16 | 3 | 7 | 2 | | | 3 | 1 | 19 | 18 | 1 | 29 | 3 | | 4 | 22 |
| Men | 24 | 9 | 4 | 1 | 3 | 1 | | | | | 6 | 6 | | 9 | | | 1 | 8 |

TABLE 4 (cont.)

| COLLEGE, DEGREE TYPE AND PROGRAM | GRAND TOTAL | SUB-T ASIAN/ PACIFIC | ASIAN / PACIFIC ISLANDER | | | | | | | | SUB-T CAU- CASIAN | CAUCASIAN | | SUB-T OTHER | OTHER | | | | | |
|-------------------------------------|----------------|----------------------------|--------------------------|-----|-----|-----|-------|-------------|------------|------------|-------------------------|-----------|------|----------------|-------|-----------|-------------|-------------|------------|----|
| | | | JPN | CHN | KOR | FIL | PT HA | PAC ISLE | OTH ASN | MIX A/P | | CAUC | PORT | | HISP | AFR AM | IND / AK | MIX BKGD | NO RESP | |
| Women | 56 | 23 | 12 | 2 | 4 | 1 | | | | | 3 | 1 | 13 | 12 | 1 | 20 | 3 | | 3 | 14 |
| PhD | 17 | 10 | 3 | 4 | 3 | | | | | | | | 2 | 2 | | 5 | | | | 5 |
| Men | 6 | 2 | 1 | 1 | | | | | | | | | 1 | 1 | | 3 | | | | 3 |
| Women | 11 | 8 | 2 | 3 | 3 | | | | | | | | 1 | 1 | | 2 | | | | 2 |
| East Asian Lang & Lit | 54 | 35 | 17 | 5 | 8 | | | 3 | | | | | 7 | 7 | | 12 | | | 3 | 9 |
| Men | 25 | 14 | 8 | 3 | 2 | | | | | | | | 5 | 5 | | 6 | | | 2 | 4 |
| Women | 29 | 21 | 9 | 2 | 6 | | | 3 | | | | | 2 | 2 | | 6 | | | 1 | 5 |
| Bachelor's | 39 | 28 | 13 | 4 | 6 | | | 3 | | | | | 2 | 2 | | 9 | | | 2 | 7 |
| Men | 20 | 13 | 8 | 3 | 1 | | | | | | | | 2 | 2 | | 5 | | | 2 | 3 |
| Women | 19 | 15 | 5 | 1 | 5 | | | 3 | | | | | 1 | | | 4 | | | | 4 |
| Master's | 9 | 4 | 3 | | 1 | | | | | | | | 3 | 3 | | 2 | | | 1 | 1 |
| Men | 3 | 1 | | | 1 | | | | | | | | 2 | 2 | | | | | | |
| Women | 6 | 3 | 3 | | | | | | | | | | 1 | 1 | | 2 | | | 1 | 1 |
| PhD | 6 | 3 | 1 | 1 | 1 | | | | | | | | 2 | 2 | | 1 | | | | 1 |
| Men | 2 | | | | | | | | | | | | 1 | 1 | | 1 | | | | 1 |
| Women | 4 | 3 | 1 | 1 | 1 | | | | | | | | 1 | 1 | | | | | | |
| English | 85 | 36 | 16 | 3 | 7 | 4 | 3 | 1 | | | | 2 | 23 | 22 | 1 | 26 | 2 | | 8 | 16 |
| Men | 24 | 12 | 3 | 2 | 1 | 2 | 3 | | | | | 1 | 6 | 6 | | 6 | 1 | | 4 | 1 |
| Women | 61 | 24 | 13 | 1 | 6 | 2 | | 1 | | | | 1 | 17 | 16 | 1 | 20 | 1 | | 4 | 15 |
| Bachelor's | 71 | 30 | 13 | 3 | 4 | 4 | 3 | 1 | | | | 2 | 19 | 18 | 1 | 22 | 2 | | 7 | 13 |
| Men | 22 | 10 | 2 | 2 | | 2 | 3 | | | | | 1 | 6 | 6 | | 6 | 1 | | 4 | 1 |
| Women | 49 | 20 | 11 | 1 | 4 | 2 | | 1 | | | | 1 | 13 | 12 | 1 | 16 | 1 | | 3 | 12 |
| Master's | 14 | 6 | 3 | | 3 | | | | | | | | 4 | 4 | | 4 | | | 1 | 3 |
| Men | 2 | 2 | 1 | | 1 | | | | | | | | | | | | | | | |
| Women | 12 | 4 | 2 | | 2 | | | | | | | | 4 | 4 | | 4 | | | 1 | 3 |
| Eng Sec Lang (MA) 1/..... | 32 | 12 | 6 | 1 | 2 | 1 | | | | | | | 5 | 5 | | 15 | | | 1 | 14 |
| Men | 11 | 4 | 3 | | | 1 | | | | | | | 3 | 3 | | 4 | | | | 4 |
| Women | 21 | 8 | 3 | 1 | 2 | | | | | | | | 2 | 2 | | 11 | | | 1 | 10 |
| Hawaiian (BA) | 11 | 8 | 2 | | | | 1 | 5 | | | | | | | | 3 | | | 1 | 2 |
| Men | 3 | 3 | 2 | | | | | 1 | | | | | | | | | | | | |
| Women | 8 | 5 | | | | | 1 | 4 | | | | | | | | 3 | | | 1 | 2 |
| Lang & Lit of Euro & Am 2/..... | 33 | 8 | 2 | | 1 | 2 | 2 | | | | | 1 | 10 | 9 | 1 | 15 | 4 | | 4 | 7 |
| Men | 6 | 1 | 1 | | | | | | | | | | 2 | 2 | | 3 | | | | 3 |
| Women | 27 | 7 | 1 | | 1 | 2 | 2 | | | | | 1 | 8 | 7 | 1 | 12 | 4 | | 4 | 4 |
| Bachelor's | 18 | 5 | 1 | | 1 | 1 | 2 | | | | | | 3 | 3 | | 10 | 1 | | 4 | 5 |
| Men | 3 | 1 | 1 | | | | | | | | | | 1 | 1 | | 1 | | | | 1 |
| Women | 15 | 4 | | | 1 | 1 | 2 | | | | | | 2 | 2 | | 9 | 1 | | 4 | 4 |

TABLE 4 (cont.)

| COLLEGE, DEGREE TYPE AND PROGRAM | GRAND TOTAL | SUB-T ASIAN/ PACIFIC | ASIAN / PACIFIC ISLANDER | | | | | | | | SUB-T CAU- CASIAN | CAUCASIAN | | SUB-T OTHER | OTHER | | | | |
|-------------------------------------|----------------|----------------------------|--------------------------|-----|-----|-----|-------|-------------|------------|------------|-------------------------|-----------|------|----------------|-------|-----------|-------------|-------------|------------|
| | | | JPN | CHN | KOR | FIL | PT HA | PAC ISLE | OTH ASN | MIX A/P | | CAUC | PORT | | HISP | AFR AM | IND / AK | MIX BKGD | NO RESP |
| Master's | 15 | 3 | 1 | | | 1 | | | | 1 | 7 | 6 | 1 | 5 | 3 | | | | 2 |
| Men | 3 | | | | | | | | | | 1 | 1 | | 2 | | | | | 2 |
| Women | 12 | 3 | 1 | | | 1 | | | | 1 | 6 | 5 | 1 | 3 | 3 | | | | |
| Linguistics | 20 | 14 | 5 | 5 | 3 | | | | | 1 | | | | 6 | | | | 1 | 5 |
| Men | 9 | 4 | 1 | 2 | 1 | | | | | | | | | 5 | | | | 1 | 4 |
| Women | 11 | 10 | 4 | 3 | 2 | | | | | 1 | | | | 1 | | | | | 1 |
| Master's | 10 | 7 | 3 | 2 | 1 | | | | | 1 | | | | 3 | | | | 1 | 2 |
| Men | 5 | 2 | | 1 | 1 | | | | | | | | | 3 | | | | 1 | 2 |
| Women | 5 | 5 | 3 | 1 | | | | | | 1 | | | | | | | | | |
| PhD | 10 | 7 | 2 | 3 | 2 | | | | | | | | | 3 | | | | | 3 |
| Men | 4 | 2 | 1 | 1 | | | | | | | | | | 2 | | | | | 2 |
| Women | 6 | 5 | 1 | 2 | 2 | | | | | | | | | 1 | | | | | 1 |
| Second Lang Aqwi (PhD) | 1 | | | | | | | | | | | | | 1 | | | | | 1 |
| Women | 1 | | | | | | | | | | | | | 1 | | | | | 1 |
| NATURAL SCIENCES | 286 | 150 | 48 | 45 | 9 | 18 | 13 | 1 | 10 | 6 | 53 | 53 | | 83 | 5 | 2 | 1 | 12 | 63 |
| Men | 161 | 86 | 18 | 33 | 6 | 9 | 8 | 1 | 8 | 3 | 27 | 27 | | 48 | 2 | 1 | 1 | 4 | 40 |
| Women | 125 | 64 | 30 | 12 | 3 | 9 | 5 | | 2 | 3 | 26 | 26 | | 35 | 3 | 1 | | 8 | 23 |
| Bachelor's | 181 | 111 | 37 | 26 | 8 | 15 | 11 | 1 | 7 | 6 | 26 | 26 | | 44 | 2 | 2 | 1 | 9 | 30 |
| Men | 107 | 68 | 18 | 19 | 5 | 7 | 8 | 1 | 7 | 3 | 14 | 14 | | 25 | 2 | 1 | 1 | 2 | 19 |
| Women | 74 | 43 | 19 | 7 | 3 | 8 | 3 | | | 3 | 12 | 12 | | 19 | | 1 | | 7 | 11 |
| Master's | 83 | 34 | 10 | 17 | 1 | 2 | 2 | | | 2 | 23 | 23 | | 26 | 2 | | | 2 | 22 |
| Men | 35 | 14 | | 12 | 1 | 1 | | | | | 9 | 9 | | 12 | | | | 1 | 11 |
| Women | 48 | 20 | 10 | 5 | | 1 | 2 | | | 2 | 14 | 14 | | 14 | 2 | | | 1 | 11 |
| PhD | 22 | 5 | 1 | 2 | | 1 | | | | 1 | 4 | 4 | | 13 | 1 | | | 1 | 11 |
| Men | 19 | 4 | | 2 | | 1 | | | | 1 | 4 | 4 | | 11 | | | | 1 | 10 |
| Women | 3 | 1 | 1 | | | | | | | | | | | 2 | 1 | | | | 1 |
| Biology Program (BA,BS) | 66 | 48 | 17 | 8 | 4 | 9 | 2 | | | 3 | 7 | 7 | | 11 | | 1 | | 1 | 9 |
| Men | 27 | 21 | 6 | 5 | 2 | 2 | 1 | | | 3 | 3 | 3 | | 3 | | 1 | | | 2 |
| Women | 39 | 27 | 11 | 3 | 2 | 7 | 1 | | | 3 | 4 | 4 | | 8 | | | | 1 | 7 |
| Botany (BA,BS) | 1 | 1 | | 1 | | | | | | | | | | | | | | | |
| Women | 1 | 1 | | 1 | | | | | | | | | | | | | | | |
| Botanical Sci, Botany | 5 | | | | | | | | | | | | | 5 | 1 | | | 1 | 3 |
| Men | 2 | | | | | | | | | | | | | 2 | | | | 1 | 1 |
| Women | 3 | | | | | | | | | | | | | 3 | 1 | | | | 2 |
| Master's | 5 | | | | | | | | | | | | | 5 | 1 | | | 1 | 3 |
| Men | 2 | | | | | | | | | | | | | 2 | | | | 1 | 1 |

TABLE 4 (cont.)

| COLLEGE, DEGREE TYPE AND PROGRAM | GRAND TOTAL | SUB-T ASIAN/ PACIFIC | ASIAN / PACIFIC ISLANDER | | | | | | | | SUB-T CAU- CASIAN | CAUCASIAN | | SUB-T OTHER | OTHER | | | | |
|-------------------------------------|----------------|----------------------------|--------------------------|-----|-----|-----|-------|-------------|------------|------------|-------------------------|-----------|------|----------------|-------|-----------|------------|-------------|------------|
| | | | JPN | CHN | KOR | FIL | PT HA | PAC ISLE | OTH ASN | MIX A/P | | CAUC | PORT | | HISP | AFR AM | IND /AK | MIX BKGD | NO RESP |
| Women | 3 | | | | | | | | | | | | | 3 | 1 | | | | 2 |
| Chemistry | 12 | 5 | | 2 | 1 | 1 | 1 | | | | 5 | 5 | | 2 | | | | | 2 |
| Men | 9 | 4 | | 2 | | 1 | 1 | | | | 3 | 3 | | 2 | | | | | 2 |
| Women | 3 | 1 | | | 1 | | | | | | 2 | 2 | | | | | | | |
| Bachelor's (BA,BS)..... | 7 | 4 | | 1 | 1 | 1 | 1 | | | | 2 | 2 | | 1 | | | | | 1 |
| Men | 6 | 3 | | 1 | | 1 | 1 | | | | 2 | 2 | | 1 | | | | | 1 |
| Women | 1 | 1 | | | 1 | | | | | | | | | | | | | | |
| Master's | 4 | 1 | | 1 | | | | | | | 3 | 3 | | | | | | | |
| Men | 2 | 1 | | 1 | | | | | | | 1 | 1 | | | | | | | |
| Women | 2 | | | | | | | | | | 2 | 2 | | | | | | | |
| PhD | 1 | | | | | | | | | | | | | 1 | | | | | 1 |
| Men | 1 | | | | | | | | | | | | | 1 | | | | | 1 |
| Info & Computer Sci | 116 | 67 | 18 | 28 | 3 | 4 | 6 | 1 | 6 | 1 | 22 | 22 | | 27 | 1 | | 1 | 3 | 22 |
| Men | 74 | 46 | 8 | 23 | 3 | 2 | 4 | 1 | 4 | 1 | 10 | 10 | | 18 | 1 | | 1 | 2 | 14 |
| Women | 42 | 21 | 10 | 5 | | 2 | 2 | | 2 | | 12 | 12 | | 9 | | | | 1 | 8 |
| Bachelor's (BA,BS)..... | 63 | 40 | 11 | 13 | 3 | 3 | 4 | 1 | 4 | 1 | 8 | 8 | | 15 | 1 | | 1 | 2 | 11 |
| Men | 53 | 35 | 8 | 12 | 3 | 2 | 4 | 1 | 4 | 1 | 5 | 5 | | 13 | 1 | | 1 | 2 | 9 |
| Women | 10 | 5 | 3 | 1 | | 1 | | | | | 3 | 3 | | 2 | | | | | 2 |
| Master's | 53 | 27 | 7 | 15 | | 1 | 2 | | 2 | | 14 | 14 | | 12 | | | | 1 | 11 |
| Men | 21 | 11 | | 11 | | | | | | | 5 | 5 | | 5 | | | | | 5 |
| Women | 32 | 16 | 7 | 4 | | 1 | 2 | | 2 | | 9 | 9 | | 7 | | | | 1 | 6 |
| Mathematics | 14 | 5 | 2 | 2 | | 1 | | | | | 3 | 3 | | 6 | | | | 1 | 5 |
| Men | 7 | 2 | 1 | | | 1 | | | | | 1 | 1 | | 4 | | | | | 4 |
| Women | 7 | 3 | 1 | 2 | | | | | | | 2 | 2 | | 2 | | | | 1 | 1 |
| Bachelor's (BA,BS) | 12 | 4 | 2 | 1 | | 1 | | | | | 3 | 3 | | 5 | | | | 1 | 4 |
| Men | 6 | 2 | 1 | | | 1 | | | | | 1 | 1 | | 3 | | | | | 3 |
| Women | 6 | 2 | 1 | 1 | | | | | | | 2 | 2 | | 2 | | | | 1 | 1 |
| Master's | 1 | 1 | | 1 | | | | | | | | | | | | | | | |
| Women | 1 | 1 | | 1 | | | | | | | | | | | | | | | |
| PhD | 1 | | | | | | | | | | | | | 1 | | | | | 1 |
| Men | 1 | | | | | | | | | | | | | 1 | | | | | 1 |
| Microbiology | 26 | 10 | 5 | 2 | 1 | 1 | | | 1 | | 6 | 6 | | 10 | | | 1 | 2 | 7 |
| Men | 11 | 4 | | 1 | 1 | 1 | | | 1 | | 2 | 2 | | 5 | | | | | 5 |
| Women | 15 | 6 | 5 | 1 | | | | | | | 4 | 4 | | 5 | | | 1 | 2 | 2 |
| Bachelor's (BA,BS)..... | 11 | 3 | 2 | 1 | | | | | | | 2 | 2 | | 6 | | | 1 | 2 | 3 |
| Men | 2 | | | | | | | | | | | | | 2 | | | | | 2 |

TABLE 4 (cont.)

| COLLEGE, DEGREE TYPE AND PROGRAM | GRAND TOTAL | SUB-T ASIAN/ PACIFIC | ASIAN / PACIFIC ISLANDER | | | | | | | | SUB-T CAU- CASIAN | CAUCASIAN | | SUB-T OTHER | OTHER | | | | | |
|-------------------------------------|----------------|----------------------------|--------------------------|-----|-----|-----|-------|-------------|------------|------------|-------------------------|-----------|------|----------------|-------|-----------|-------------|-------------|------------|-----|
| | | | JPN | CHN | KOR | FIL | PT HA | PAC ISLE | OTH ASN | MIX A/P | | CAUC | PORT | | HISP | AFR AM | IND / AK | MIX BKGD | NO RESP | |
| Women | 9 | 3 | 2 | 1 | | | | | | | 2 | 2 | | 4 | | 1 | | 2 | 1 | |
| Master's | 11 | 5 | 3 | | 1 | 1 | | | | | 2 | 2 | | 4 | | | | | 4 | |
| Men | 5 | 2 | | | 1 | 1 | | | | | | | | 3 | | | | | 3 | |
| Women | 6 | 3 | 3 | | | | | | | | 2 | 2 | | 1 | | | | | 1 | |
| PhD | 4 | 2 | | 1 | | | | | | | 2 | 2 | | | | | | | | |
| Men | 4 | 2 | | 1 | | | | | | | 2 | 2 | | | | | | | | |
| Physics & Astronomy | 13 | 1 | | 1 | | | | | | | 2 | 2 | | 10 | | 2 | | 2 | 6 | |
| Men | 11 | 1 | | 1 | | | | | | | 2 | 2 | | 8 | | 1 | | 1 | 6 | |
| Women | 2 | | | | | | | | | | | | | 2 | | 1 | | 1 | | |
| Bachelor's | 2 | | | | | | | | | | | | | 2 | | 1 | | 1 | | |
| Men | 1 | | | | | | | | | | | | | 1 | | 1 | | | | |
| Women | 1 | | | | | | | | | | | | | 1 | | | | 1 | | |
| Master's | 3 | | | | | | | | | | 2 | 2 | | 1 | | | | | 1 | |
| Men | 3 | | | | | | | | | | 2 | 2 | | 1 | | | | | 1 | |
| PhD | 8 | 1 | | 1 | | | | | | | | | | 7 | | 1 | | 1 | 5 | |
| Men | 7 | 1 | | 1 | | | | | | | | | | 6 | | | | 1 | 5 | |
| Women | 1 | | | | | | | | | | | | | 1 | | 1 | | | | |
| Zoology | 33 | 13 | 6 | 1 | | 2 | 4 | | | | 8 | 8 | | 12 | | 1 | | 2 | 9 | |
| Men | 20 | 8 | 3 | 1 | | 2 | 2 | | | | 6 | 6 | | 6 | | | | | 6 | |
| Women | 13 | 5 | 3 | | | | 2 | | | | 2 | 2 | | 6 | | 1 | | 2 | 3 | |
| Bachelor's (BA,BS)..... | 19 | 11 | 5 | 1 | | 1 | 4 | | | | 4 | 4 | | 4 | | | | 2 | 2 | |
| Men | 12 | 7 | 3 | 1 | | 1 | 2 | | | | 3 | 3 | | 2 | | | | | 2 | |
| Women | 7 | 4 | 2 | | | | 2 | | | | 1 | 1 | | 2 | | | | 2 | | |
| Master's | 6 | | | | | | | | | | 2 | 2 | | 4 | | 1 | | | 3 | |
| Men | 2 | | | | | | | | | | 1 | 1 | | 1 | | | | | 1 | |
| Women | 4 | | | | | | | | | | 1 | 1 | | 3 | | 1 | | | 2 | |
| PhD | 8 | 2 | 1 | | | 1 | | | | | 2 | 2 | | 4 | | | | | 4 | |
| Men | 6 | 1 | | | | 1 | | | | | 2 | 2 | | 3 | | | | | 3 | |
| Women | 2 | 1 | 1 | | | | | | | | | | | 1 | | | | | 1 | |
| SOCIAL SCIENCES | 578 | 262 | 109 | 20 | 14 | 39 | 41 | 12 | 10 | 17 | 101 | 96 | 5 | 215 | | 6 | 6 | 2 | 55 | 146 |
| Men | 256 | 114 | 46 | 12 | 6 | 19 | 16 | 4 | 3 | 8 | 45 | 43 | 2 | 97 | | 3 | 3 | 2 | 28 | 61 |
| Women | 322 | 148 | 63 | 8 | 8 | 20 | 25 | 8 | 7 | 9 | 56 | 53 | 3 | 118 | | 3 | 3 | | 27 | 85 |
| Bachelor's | 471 | 225 | 98 | 17 | 12 | 38 | 33 | 8 | 5 | 14 | 70 | 68 | 2 | 176 | | 2 | 5 | 1 | 49 | 119 |
| Men | 198 | 90 | 41 | 10 | 4 | 18 | 11 | 1 | | 5 | 29 | 28 | 1 | 79 | | 1 | 3 | 1 | 26 | 48 |
| Women | 273 | 135 | 57 | 7 | 8 | 20 | 22 | 7 | 5 | 9 | 41 | 40 | 1 | 97 | | 1 | 2 | | 23 | 71 |
| Master's | 69 | 26 | 8 | 1 | 1 | | 7 | 2 | 4 | 3 | 17 | 15 | 2 | 26 | | 3 | 1 | | 6 | 16 |

TABLE 4 (cont.)

| COLLEGE, DEGREE TYPE AND PROGRAM | GRAND TOTAL | SUB-T ASIAN/ PACIFIC | ASIAN / PACIFIC ISLANDER | | | | | | | | SUB-T CAU- CASIAN | CAUCASIAN | | SUB-T OTHER | OTHER | | | | | |
|-------------------------------------|----------------|----------------------------|--------------------------|-----|-----|-----|----------------|-------------|------------|------------|-------------------------|-----------|------|----------------|-------|-----------|-------------|-------------|------------|----|
| | | | JPN | CHN | KOR | FIL | HWN / PT HA | PAC ISLE | OTH ASN | MIX A/P | | CAUC | PORT | | HISP | AFR AM | IND / AK | MIX BKGD | NO RESP | |
| Men | 36 | 16 | 2 | | 1 | | | 5 | 2 | 3 | 3 | 9 | 8 | 1 | 11 | 1 | | | 2 | 8 |
| Women | 33 | 10 | 6 | 1 | | | | 2 | | 1 | | 8 | 7 | 1 | 15 | 2 | 1 | | 4 | 8 |
| PhD | 38 | 11 | 3 | 2 | 1 | 1 | 1 | 2 | 1 | | | 14 | 13 | 1 | 13 | 1 | | 1 | | 11 |
| Men | 22 | 8 | 3 | 2 | 1 | 1 | 1 | 1 | 1 | | | 7 | 7 | | 7 | 1 | | 1 | | 5 |
| Women | 16 | 3 | | | | | | 1 | 1 | 1 | | 7 | 6 | 1 | 6 | | | | | 6 |
| Anthropology | 29 | 7 | 5 | | | | | 2 | | | | 15 | 15 | | 7 | | | | 2 | 5 |
| Men | 9 | 2 | 1 | | | | | 1 | | | | 6 | 6 | | 1 | | | | | 1 |
| Women | 20 | 5 | 4 | | | | | 1 | | | | 9 | 9 | | 6 | | | | 2 | 4 |
| Bachelor's | 18 | 5 | 4 | | | | | 1 | | | | 8 | 8 | | 5 | | | | 2 | 3 |
| Men | 1 | | | | | | | | | | | 1 | 1 | | | | | | | |
| Women | 17 | 5 | 4 | | | | | 1 | | | | 7 | 7 | | 5 | | | | 2 | 3 |
| Master's | 7 | 2 | 1 | | | | | 1 | | | | 5 | 5 | | | | | | | |
| Men | 6 | 2 | 1 | | | | | 1 | | | | 4 | 4 | | | | | | | |
| Women | 1 | | | | | | | | | | | 1 | 1 | | | | | | | |
| PhD | 4 | | | | | | | | | | | 2 | 2 | | 2 | | | | | 2 |
| Men | 2 | | | | | | | | | | | 1 | 1 | | 1 | | | | | 1 |
| Women | 2 | | | | | | | | | | | 1 | 1 | | 1 | | | | | 1 |
| Communication 3/..... | 130 | 68 | 26 | 2 | 3 | 16 | 13 | 1 | 1 | 6 | | 17 | 17 | | 45 | 1 | 3 | | 14 | 27 |
| Men | 51 | 23 | 9 | 1 | | 4 | 5 | | | 4 | | 7 | 7 | | 21 | 1 | 2 | | 9 | 9 |
| Women | 79 | 45 | 17 | 1 | 3 | 12 | 8 | 1 | 1 | 2 | | 10 | 10 | | 24 | | 1 | | 5 | 18 |
| Bachelor's | 127 | 66 | 25 | 2 | 3 | 16 | 13 | 1 | 1 | 5 | | 16 | 16 | | 45 | 1 | 3 | | 14 | 27 |
| Men | 50 | 22 | 9 | 1 | | 4 | 5 | | | 3 | | 7 | 7 | | 21 | 1 | 2 | | 9 | 9 |
| Women | 77 | 44 | 16 | 1 | 3 | 12 | 8 | 1 | 1 | 2 | | 9 | 9 | | 24 | | 1 | | 5 | 18 |
| Master's | 3 | 2 | 1 | | | | | | | | | 1 | 1 | | | | | | | |
| Men | 1 | 1 | | | | | | | | | | | | | | | | | | |
| Women | 2 | 1 | 1 | | | | | | | | | 1 | 1 | | | | | | | |
| Economics | 37 | 20 | 9 | 3 | 1 | 4 | 1 | | | 2 | | 7 | 7 | | 10 | | | | 1 | 9 |
| Men | 30 | 17 | 9 | 3 | 1 | 3 | | | | 1 | | 6 | 6 | | 7 | | | | | 7 |
| Women | 7 | 3 | | | | 1 | 1 | | | | | 1 | 1 | | 3 | | | | 1 | 2 |
| Bachelor's | 32 | 18 | 9 | 3 | | 4 | 1 | | | 1 | | 5 | 5 | | 9 | | | | 1 | 8 |
| Men | 25 | 15 | 9 | 3 | | 3 | | | | | | 4 | 4 | | 6 | | | | | 6 |
| Women | 7 | 3 | | | | 1 | 1 | | | 1 | | 1 | 1 | | 3 | | | | 1 | 2 |
| Master's | 2 | 1 | | | | | | | | | | | | | 1 | | | | | 1 |
| Men | 2 | 1 | | | | | | | | 1 | | | | | 1 | | | | | 1 |
| PhD | 3 | 1 | | | 1 | | | | | | | 2 | 2 | | | | | | | |
| Men | 3 | 1 | | | 1 | | | | | | | 2 | 2 | | | | | | | |

TABLE 4 (cont.)

| COLLEGE, DEGREE TYPE AND PROGRAM | GRAND TOTAL | SUB-T ASIAN/ PACIFIC | ASIAN / PACIFIC ISLANDER | | | | | | | | SUB-T CAU- CASIAN | CAUCASIAN | | SUB-T OTHER | OTHER | | | |
|-------------------------------------|----------------|----------------------------|--------------------------|-----|-----|-----|-------|-------------|------------|------------|-------------------------|-----------|------|----------------|-------|-----------|-------------|-------------|
| | | | JPN | CHN | KOR | FIL | PT HA | PAC ISLE | OTH ASN | MIX A/P | | CAUC | PORT | | HISP | AFR AM | IND / AK | MIX BKGD |
| Ethnic Studies (BA) | 12 | 8 | 3 | 1 | | 1 | 3 | | | | 1 | 1 | | 3 | | | 1 | 2 |
| Men | 3 | 1 | 1 | | | | | | | | | | | 2 | | | 1 | 1 |
| Women | 9 | 7 | 2 | 1 | | 1 | 3 | | | | 1 | 1 | | 1 | | | | 1 |
| Geography | 25 | 8 | 2 | 2 | | 1 | 1 | 1 | 1 | | 8 | 8 | | 9 | | | 2 | 7 |
| Men | 16 | 5 | 1 | 2 | | 1 | 1 | | | | 6 | 6 | | 5 | | | 2 | 3 |
| Women | 9 | 3 | 1 | | | | | 1 | 1 | | 2 | 2 | | 4 | | | | 4 |
| Bachelor's | 19 | 5 | 1 | 1 | | 1 | 1 | 1 | | | 7 | 7 | | 7 | | | 2 | 5 |
| Men | 13 | 3 | | 1 | | 1 | 1 | | | | 5 | 5 | | 5 | | | 2 | 3 |
| Women | 6 | 2 | 1 | | | | | 1 | | | 2 | 2 | | 2 | | | | 2 |
| Master's | 3 | 1 | 1 | | | | | | | | 1 | 1 | | 1 | | | | 1 |
| Men | 2 | 1 | 1 | | | | | | | | 1 | 1 | | | | | | |
| Women | 1 | | | | | | | | | | | | | 1 | | | | 1 |
| PhD | 3 | 2 | | 1 | | | | | | | | | | 1 | | | | 1 |
| Men | 1 | 1 | | 1 | | | | | | | | | | | | | | |
| Women | 2 | 1 | | | | | | | | | | | | 1 | | | | 1 |
| Political Science | 84 | 26 | 6 | 3 | 2 | 3 | 6 | 4 | 1 | 1 | 18 | 18 | | 40 | | 1 | 10 | 29 |
| Men | 46 | 12 | 4 | 1 | 1 | 1 | 1 | 2 | 1 | 1 | 11 | 11 | | 23 | | | 7 | 16 |
| Women | 38 | 14 | 2 | 2 | 1 | 2 | 5 | 2 | | | 7 | 7 | | 17 | | 1 | 3 | 13 |
| Bachelor's | 53 | 18 | 5 | 1 | 2 | 3 | 4 | 3 | | | 7 | 7 | | 28 | | | 9 | 19 |
| Men | 28 | 6 | 3 | | 1 | 1 | 1 | 1 | | | 5 | 5 | | 17 | | | 6 | 11 |
| Women | 25 | 12 | 2 | 1 | 1 | 2 | 4 | 2 | | | 2 | 2 | | 11 | | | 3 | 8 |
| Master's | 17 | 6 | | 1 | | | 2 | 1 | 1 | 1 | 4 | 4 | | 7 | | 1 | 1 | 5 |
| Men | 11 | 4 | | | | | 1 | 1 | 1 | 1 | 3 | 3 | | 4 | | | 1 | 3 |
| Women | 6 | 2 | | 1 | | | 1 | | | | 1 | 1 | | 3 | | 1 | | 2 |
| PhD | 14 | 2 | 1 | 1 | | | | | | | 7 | 7 | | 5 | | | | 5 |
| Men | 7 | 2 | 1 | 1 | | | | | | | 3 | 3 | | 2 | | | | 2 |
| Women | 7 | | | | | | | | | | 4 | 4 | | 3 | | | | 3 |
| Psychology | 139 | 62 | 33 | 4 | 5 | 5 | 7 | 1 | 2 | 5 | 20 | 18 | 2 | 57 | 3 | 1 | 15 | 38 |
| Men | 45 | 22 | 11 | 2 | 2 | 2 | 3 | 1 | | 1 | 4 | 3 | 1 | 19 | 1 | 1 | 5 | 12 |
| Women | 94 | 40 | 22 | 2 | 3 | 3 | 4 | | 2 | 4 | 16 | 15 | 1 | 38 | 2 | | 10 | 26 |
| Bachelor's | 118 | 56 | 30 | 4 | 5 | 5 | 6 | | 2 | 4 | 15 | 14 | 1 | 47 | | 1 | 15 | 31 |
| Men | 35 | 18 | 9 | 2 | 2 | 2 | 3 | | | | 3 | 2 | 1 | 14 | | 1 | 5 | 8 |
| Women | 83 | 38 | 21 | 2 | 3 | 3 | 3 | | 2 | 4 | 12 | 12 | | 33 | | | 10 | 23 |
| Master's | 10 | 2 | 1 | | | | | | | | 2 | 2 | | 6 | 2 | | | 4 |
| Men | 3 | 1 | | | | | | | | | | | | 2 | | | | 2 |
| Women | 7 | 1 | 1 | | | | | | | | 2 | 2 | | 4 | 2 | | | 2 |
| PhD | 11 | 4 | 2 | | | | 1 | 1 | | | 3 | 2 | 1 | 4 | 1 | | | 3 |

TABLE 4 (cont.)

| COLLEGE, DEGREE TYPE AND PROGRAM | GRAND TOTAL | SUB-T ASIAN/ PACIFIC | ASIAN / PACIFIC ISLANDER | | | | | | | | SUB-T CAU- CASIAN | CAUCASIAN | | SUB-T OTHER | OTHER | | | | |
|-------------------------------------|----------------|----------------------------|--------------------------|-----|-----|-----|-------|----------|---------|---------|-------------------------|-----------|------|----------------|-------|--------|----------|----------|---------|
| | | | JPN | CHN | KOR | FIL | PT HA | PAC ISLE | OTH ASN | MIX A/P | | CAUC | PORT | | HISP | AFR AM | IND / AK | MIX BKGD | NO RESP |
| Men | 7 | 3 | 2 | | | | | | | 1 | | 1 | | 3 | 1 | | | 2 | |
| Women | 4 | 1 | | | | | | 1 | | | | 1 | 1 | 1 | | | | 1 | |
| Public Administration (MPA) | 14 | 8 | 4 | | | | | 3 | | 1 | | 3 | 1 | 2 | 3 | 1 | | 2 | |
| Men | 5 | 3 | | | | | | 2 | | 1 | | 1 | | 1 | 1 | 1 | | | |
| Women | 9 | 5 | 4 | | | | | 1 | | | | 2 | 1 | 1 | 2 | | | 2 | |
| Sociology | 97 | 52 | 21 | 5 | 3 | 9 | 4 | 4 | 1 | 5 | 11 | 10 | 1 | 34 | 1 | 1 | 2 | 6 | 24 |
| Men | 47 | 27 | 10 | 3 | 2 | 8 | 2 | | | 2 | 4 | 4 | | 16 | | | 2 | 4 | 10 |
| Women | 50 | 25 | 11 | 2 | 1 | 1 | 2 | 4 | 1 | 3 | 7 | 6 | 1 | 18 | 1 | 1 | | 2 | 14 |
| Bachelor's | 92 | 49 | 21 | 5 | 2 | 8 | 4 | 3 | 1 | 5 | 11 | 10 | 1 | 32 | 1 | 1 | 1 | 5 | 24 |
| Men | 43 | 25 | 10 | 3 | 1 | 7 | 2 | | | 2 | 4 | 4 | | 14 | | | 1 | 3 | 10 |
| Women | 49 | 24 | 11 | 2 | 1 | 1 | 2 | 3 | 1 | 3 | 7 | 6 | 1 | 18 | 1 | 1 | | 2 | 14 |
| Master's | 2 | 1 | | | 1 | | | | | | | | | 1 | | | | 1 | |
| Men | 2 | 1 | | | 1 | | | | | | | | | 1 | | | | 1 | |
| PhD | 3 | 2 | | | | 1 | | 1 | | | | | | 1 | | | 1 | | |
| Men | 2 | 1 | | | | 1 | | | | | | | | 1 | | | 1 | | |
| Women | 1 | 1 | | | | | | 1 | | | | | | | | | | | |
| Urban/Reg Plan (MURP) | 11 | 3 | | | | | 1 | 1 | 1 | | 1 | 1 | | 7 | | | | 2 | 5 |
| Men | 4 | 2 | | | | | 1 | 1 | | | | | | 2 | | | | | 2 |
| Women | 7 | 1 | | | | | | | 1 | | 1 | 1 | | 5 | | | | 2 | 3 |
| OTHER ARTS & SCIENCES | 106 | 45 | 16 | 6 | 5 | 6 | 8 | 1 | 1 | 2 | 35 | 31 | 4 | 26 | 1 | 2 | 2 | 4 | 17 |
| Men | 38 | 15 | 3 | 3 | 1 | 2 | 5 | | | 1 | 10 | 10 | | 13 | | 1 | | 2 | 10 |
| Women | 68 | 30 | 13 | 3 | 4 | 4 | 3 | 1 | 1 | 1 | 25 | 21 | 4 | 13 | 1 | 1 | 2 | 2 | 7 |
| Com & Info Science (PhD) | 3 | 1 | | 1 | | | | | | | | | | 2 | | | | | 2 |
| Men | 1 | | | | | | | | | | | | | 1 | | | | | 1 |
| Women | 2 | 1 | | 1 | | | | | | | | | | 1 | | | | | 1 |
| Liberal Studies (BA) | 103 | 44 | 16 | 5 | 5 | 6 | 8 | 1 | 1 | 2 | 35 | 31 | 4 | 24 | 1 | 2 | 2 | 4 | 15 |
| Men | 37 | 15 | 3 | 3 | 1 | 2 | 5 | | | 1 | 10 | 10 | | 12 | | 1 | | 2 | 9 |
| Women | 66 | 29 | 13 | 2 | 4 | 4 | 3 | 1 | 1 | 1 | 25 | 21 | 4 | 12 | 1 | 1 | 2 | 2 | 6 |
| HAWN, ASIAN & PAC STUD | 68 | 47 | 17 | 2 | 5 | 1 | 18 | 1 | 1 | 2 | 7 | 7 | | 14 | | 1 | | | 13 |
| Men | 27 | 16 | 5 | | 4 | 1 | 5 | | | 1 | 5 | 5 | | 6 | | 1 | | | 5 |
| Women | 41 | 31 | 12 | 2 | 1 | | 13 | 1 | 1 | 1 | 2 | 2 | | 8 | | | | | 8 |
| Bachelor's | 45 | 38 | 15 | | 3 | 1 | 17 | 1 | 1 | | 1 | 1 | | 6 | | | | | 6 |
| Men | 13 | 11 | 4 | | 2 | 1 | 4 | | | | | | | 2 | | | | | 2 |
| Women | 32 | 27 | 11 | | 1 | | 13 | 1 | 1 | | 1 | 1 | | 4 | | | | | 4 |
| Master's | 23 | 9 | 2 | 2 | 2 | | 1 | | | 2 | 6 | 6 | | 8 | | 1 | | | 7 |
| Men | 14 | 5 | 1 | | 2 | | 1 | | | 1 | 5 | 5 | | 4 | | 1 | | | 3 |

TABLE 4 (cont.)

| COLLEGE, DEGREE TYPE AND PROGRAM | GRAND TOTAL | SUB-T ASIAN/ PACIFIC | ASIAN / PACIFIC ISLANDER | | | | | | | | SUB-T CAU- CASIAN | CAUCASIAN | | SUB-T OTHER | OTHER | | | |
|-------------------------------------|----------------|----------------------------|--------------------------|-----|-----|-------|-------|-----|-----|-----|-------------------------|-----------|------|----------------|-------|-----|-----|----|
| | | | JPN | CHN | KOR | HWN / | | PAC | OTH | MIX | | CAUC | PORT | | AFR | IND | MIX | NO |
| | | | | | | FIL | PT HA | | | | | | | | | | | |
| Women | 9 | 4 | 1 | 2 | | | | | | | 1 | 1 | | | | | | 4 |
| Asian Studies | 43 | 25 | 14 | 2 | 5 | | | 1 | 1 | 2 | 7 | 7 | | 11 | | 1 | | 10 |
| Men | 20 | 9 | 4 | | 4 | | | | | 1 | 5 | 5 | | 6 | 1 | | | 5 |
| Women | 23 | 16 | 10 | 2 | 1 | | | 1 | 1 | 1 | 2 | 2 | | 5 | | | | 5 |
| Bachelor's | 23 | 18 | 13 | | 3 | | | 1 | 1 | | 1 | 1 | | 4 | | | | 4 |
| Men | 8 | 6 | 4 | | 2 | | | | | | 2 | 2 | | 2 | | | | 2 |
| Women | 15 | 12 | 9 | | 1 | | | 1 | 1 | | 1 | 1 | | 2 | | | | 2 |
| Master's | 20 | 7 | 1 | 2 | 2 | | | | | 2 | 6 | 6 | | 7 | | 1 | | 6 |
| Men | 12 | 3 | | | 2 | | | | | 1 | 5 | 5 | | 4 | 1 | | | 3 |
| Women | 8 | 4 | 1 | 2 | | | | | | 1 | 1 | 1 | | 3 | | | | 3 |
| Hawaiian Studies (BA) | 22 | 20 | 2 | | | 1 | 17 | | | | | | | 2 | | | | 2 |
| Men | 5 | 5 | | | | 1 | 4 | | | | | | | | | | | |
| Women | 17 | 15 | 2 | | | | 13 | | | | | | | 2 | | | | 2 |
| Pac Island Studies Pgm (MA) | 3 | 2 | 1 | | | | | 1 | | | | | | 1 | | | | 1 |
| Men | 2 | 2 | 1 | | | | | 1 | | | | | | | | | | |
| Women | 1 | | | | | | | | | | | | | 1 | | | | 1 |
| OCEAN EARTH SCI TECH | 42 | 14 | 4 | 3 | | 1 | | 2 | 3 | 1 | 14 | 13 | 1 | 14 | | | 1 | 13 |
| Men | 24 | 10 | 3 | 3 | | 1 | | 1 | 1 | 1 | 9 | 8 | 1 | 5 | | | | 5 |
| Women | 18 | 4 | 1 | | | | | 1 | 2 | | 5 | 5 | | 9 | | | 1 | 8 |
| Bachelor's | 13 | 6 | 2 | 1 | | | | 2 | | 1 | 4 | 4 | | 3 | | | | 3 |
| Men | 7 | 4 | 1 | 1 | | | | 1 | | 1 | 3 | 3 | | | | | | |
| Women | 6 | 2 | 1 | | | | | 1 | | | 1 | 1 | | 3 | | | | 3 |
| Master's | 22 | 5 | 2 | 1 | | 1 | | | 1 | | 7 | 6 | 1 | 10 | | | 1 | 9 |
| Men | 14 | 4 | 2 | 1 | | 1 | | | | | 5 | 4 | 1 | 5 | | | | 5 |
| Women | 8 | 1 | | | | | | | 1 | | 2 | 2 | | 5 | | | 1 | 4 |
| PhD | 7 | 3 | | 1 | | | | | 2 | | 3 | 3 | | 1 | | | | 1 |
| Men | 3 | 2 | | 1 | | | | | 1 | | 1 | 1 | | | | | | |
| Women | 4 | 1 | | | | | | | 1 | | 2 | 2 | | 1 | | | | 1 |
| Geology-Geophysics | 19 | 5 | 1 | 1 | | | | 1 | 2 | | 7 | 7 | | 7 | | | | 7 |
| Men | 9 | 3 | | 1 | | | | 1 | 1 | | 4 | 4 | | 2 | | | | 2 |
| Women | 10 | 2 | 1 | | | | | | 1 | | 3 | 3 | | 5 | | | | 5 |
| Bachelor's (BA,BS)..... | 8 | 2 | 1 | | | | | 1 | | | 3 | 3 | | 3 | | | | 3 |
| Men | 3 | 1 | | | | | | 1 | | | 2 | 2 | | | | | | |
| Women | 5 | 1 | 1 | | | | | | | | 1 | 1 | | 3 | | | | 3 |
| Master's | 5 | 1 | | | | | | | 1 | | 1 | 1 | | 3 | | | | 3 |
| Men | 3 | | | | | | | | | | 1 | 1 | | 2 | | | | 2 |

TABLE 4 (cont.)

| COLLEGE, DEGREE TYPE AND PROGRAM | GRAND TOTAL | SUB-T ASIAN/ PACIFIC | ASIAN / PACIFIC ISLANDER | | | | | | | | SUB-T CAU- CASIAN | CAUCASIAN | | SUB-T OTHER | OTHER | | | | | |
|-------------------------------------|----------------|----------------------------|--------------------------|-----|-----|-----|-------|-------------|------------|------------|-------------------------|-----------|------|----------------|-------|-----------|-------------|-------------|------------|-----|
| | | | JPN | CHN | KOR | FIL | PT HA | PAC ISLE | OTH ASN | MIX A/P | | CAUC | PORT | | HISP | AFR AM | IND / AK | MIX BKGD | NO RESP | |
| Doctorate (ArchD) 5/..... | 10 | 3 | 2 | | | | | | | | 1 | | | | | | | | | 5 |
| Men | 9 | 3 | 2 | | | | | | | | 1 | | | | | | | | | 4 |
| Women | 1 | | | | | | | | | | | | | | | | | | | 1 |
| BUSINESS ADMINISTRATION | 678 | 347 | 96 | 129 | 19 | 36 | 24 | 4 | 20 | 19 | | 46 | 46 | | 285 | 1 | 1 | | 27 | 256 |
| Men | 332 | 163 | 50 | 52 | 12 | 16 | 13 | 1 | 8 | 11 | | 30 | 30 | | 139 | 1 | 1 | | 17 | 120 |
| Women | 346 | 184 | 46 | 77 | 7 | 20 | 11 | 3 | 12 | 8 | | 16 | 16 | | 146 | | | | 10 | 136 |
| Bachelor's | 514 | 279 | 79 | 96 | 18 | 33 | 21 | 4 | 12 | 16 | | 18 | 18 | | 217 | 1 | | | 20 | 196 |
| Men | 240 | 126 | 39 | 37 | 11 | 14 | 12 | 1 | 3 | 9 | | 9 | 9 | | 105 | 1 | | | 13 | 91 |
| Women | 274 | 153 | 40 | 59 | 7 | 19 | 9 | 3 | 9 | 7 | | 9 | 9 | | 112 | | | | 7 | 105 |
| Master's | 164 | 68 | 17 | 33 | 1 | 3 | 3 | | | 3 | | 28 | 28 | | 68 | | 1 | | 7 | 60 |
| Men | 92 | 37 | 11 | 15 | 1 | 2 | 1 | | | 2 | | 21 | 21 | | 34 | | 1 | | 4 | 29 |
| Women | 72 | 31 | 6 | 18 | | 1 | 2 | | | 1 | | 7 | 7 | | 34 | | | | 3 | 31 |
| School of Accountancy | 136 | 79 | 22 | 20 | 7 | 13 | 8 | | | 4 | | 9 | 9 | | 48 | | | | 3 | 45 |
| Men | 50 | 29 | 9 | 6 | 5 | 4 | 4 | | | 1 | | 3 | 3 | | 18 | | | | 1 | 17 |
| Women | 86 | 50 | 13 | 14 | 2 | 9 | 4 | | | 3 | | 6 | 6 | | 30 | | | | 2 | 28 |
| Bachelor's | 116 | 70 | 18 | 17 | 7 | 13 | 8 | | | 3 | | 4 | 4 | | 42 | | | | 2 | 40 |
| Men | 42 | 26 | 7 | 5 | 5 | 4 | 4 | | | 1 | | 4 | 4 | | 16 | | | | | 16 |
| Women | 74 | 44 | 11 | 12 | 2 | 9 | 4 | | | 2 | | 4 | 4 | | 26 | | | | 2 | 24 |
| Master's | 20 | 9 | 4 | 3 | | | | | | 1 | 1 | 5 | 5 | | 6 | | | | 1 | 5 |
| Men | 8 | 3 | 2 | 1 | | | | | | | | 3 | 3 | | 2 | | | | 1 | 1 |
| Women | 12 | 6 | 2 | 2 | | | | | | 1 | 1 | 2 | 2 | | 4 | | | | | 4 |
| Business Admin (MBA)..... | 144 | 59 | 13 | 30 | 1 | 3 | 3 | | | 2 | | 23 | 23 | | 62 | | 1 | | 6 | 55 |
| Men | 84 | 34 | 9 | 14 | 1 | 2 | 1 | | | 2 | | 18 | 18 | | 32 | | 1 | | 3 | 28 |
| Women | 60 | 25 | 4 | 16 | | 1 | 2 | | | | | 5 | 5 | | 30 | | | | 3 | 27 |
| Finance Econ & Inst (BBA) | 97 | 47 | 11 | 16 | 6 | 2 | 3 | 2 | 2 | 5 | | 8 | 8 | | 42 | | | | 2 | 40 |
| Men | 53 | 24 | 7 | 4 | 4 | 1 | 3 | | | 5 | | 6 | 6 | | 23 | | | | 2 | 21 |
| Women | 44 | 23 | 4 | 12 | 2 | 1 | | 2 | 2 | | | 2 | 2 | | 19 | | | | | 19 |
| Mgt & Ind Rel (BBA) | 61 | 23 | 8 | 6 | | 3 | 2 | 1 | 1 | 2 | | 4 | 4 | | 34 | | | | 3 | 31 |
| Men | 24 | 7 | 3 | | | 2 | | 1 | | 1 | | 3 | 3 | | 14 | | | | 2 | 12 |
| Women | 37 | 16 | 5 | 6 | | 1 | 2 | | 1 | 1 | | 1 | 1 | | 20 | | | | 1 | 19 |
| Mgt Info Sys (BBA) | 144 | 86 | 19 | 37 | 4 | 9 | 7 | 1 | 4 | 5 | | | | | 58 | 1 | | | 6 | 51 |
| Men | 78 | 47 | 10 | 21 | 2 | 5 | 5 | | 3 | 1 | | | | | 31 | 1 | | | 5 | 25 |
| Women | 66 | 39 | 9 | 16 | 2 | 4 | 2 | 1 | 1 | 4 | | | | | 27 | | | | 1 | 26 |
| Marketing (BBA) | 96 | 53 | 23 | 20 | 1 | 6 | 1 | | | 1 | | 2 | 2 | | 41 | | | | 7 | 34 |
| Men | 43 | 22 | 12 | 7 | | 2 | | | | 1 | | | | | 21 | | | | 4 | 17 |
| Women | 53 | 31 | 11 | 13 | 1 | 4 | 1 | | | | | 2 | 2 | | 20 | | | | 3 | 17 |

TABLE 4 (cont.)

| COLLEGE, DEGREE TYPE AND PROGRAM | GRAND TOTAL | SUB-T ASIAN/ PACIFIC | ASIAN / PACIFIC ISLANDER | | | | | | | | SUB-T CAU- CASIAN | CAUCASIAN | | SUB-T OTHER | OTHER | | | |
|-------------------------------------|----------------|----------------------------|--------------------------|-----|-----|-----|-------|-------------|------------|------------|-------------------------|-----------|------|----------------|-------|-----------|-------------|-------------|
| | | | JPN | CHN | KOR | FIL | PT HA | PAC ISLE | OTH ASN | MIX A/P | | CAUC | PORT | | HISP | AFR AM | IND / AK | MIX BKGD |
| TRAVEL INDUSTRY MGT | 86 | 60 | 22 | 16 | 9 | 3 | 2 | 1 | 4 | 3 | 7 | 7 | | 19 | | | | 19 |
| Men | 31 | 23 | 10 | 2 | 2 | 1 | 2 | 1 | 2 | 3 | 1 | 1 | | 7 | | | | 7 |
| Women | 55 | 37 | 12 | 14 | 7 | 2 | | | 2 | | 6 | 6 | | 12 | | | | 12 |
| Bachelor's (BBA,BS) | 77 | 56 | 22 | 16 | 7 | 2 | 2 | 1 | 4 | 2 | 6 | 6 | | 15 | | | | 15 |
| Men | 27 | 21 | 10 | 2 | 1 | 1 | 2 | 1 | 2 | 2 | 1 | 1 | | 5 | | | | 5 |
| Women | 50 | 35 | 12 | 14 | 6 | 1 | | | 2 | | 5 | 5 | | 10 | | | | 10 |
| Master's | 9 | 4 | | | 2 | 1 | | | | | 1 | 1 | | 4 | | | | 4 |
| Men | 4 | 2 | | | 1 | | | | | | | | | 2 | | | | 2 |
| Women | 5 | 2 | | | 1 | 1 | | | | | 1 | 1 | | 2 | | | | 2 |
| EDUCATION | 483 | 287 | 129 | 22 | 7 | 33 | 47 | 32 | 3 | 14 | 80 | 77 | 3 | 116 | 7 | 2 | 44 | 63 |
| Men | 145 | 90 | 30 | 10 | 2 | 13 | 17 | 13 | | 5 | 20 | 19 | 1 | 35 | 2 | | 16 | 17 |
| Women | 338 | 197 | 99 | 12 | 5 | 20 | 30 | 19 | 3 | 9 | 60 | 58 | 2 | 81 | 5 | 2 | 28 | 46 |
| Bachelor's | 197 | 143 | 59 | 5 | 3 | 19 | 23 | 26 | 1 | 7 | 17 | 16 | 1 | 37 | 2 | 1 | 24 | 10 |
| Men | 57 | 39 | 12 | 1 | 1 | 7 | 8 | 9 | | 1 | 5 | 5 | | 13 | 1 | | 10 | 2 |
| Women | 140 | 104 | 47 | 4 | 2 | 12 | 15 | 17 | 1 | 6 | 12 | 11 | 1 | 24 | 1 | 1 | 14 | 8 |
| Prof Diploma / Post Bach | 85 | 41 | 17 | 5 | 1 | 7 | 8 | | 1 | 2 | 22 | 21 | 1 | 22 | 1 | 1 | 12 | 8 |
| Men | 34 | 18 | 4 | 4 | 1 | 4 | 4 | | | 1 | 6 | 5 | 1 | 10 | | | 6 | 4 |
| Women | 51 | 23 | 13 | 1 | | 3 | 4 | | 1 | 1 | 16 | 16 | | 12 | 1 | 1 | 6 | 4 |
| Master's | 190 | 101 | 51 | 12 | 3 | 7 | 16 | 6 | 1 | 5 | 38 | 37 | 1 | 51 | 4 | | 8 | 39 |
| Men | 53 | 32 | 13 | 5 | | 2 | 5 | 4 | | 3 | 9 | 9 | | 12 | 1 | | | 11 |
| Women | 137 | 69 | 38 | 7 | 3 | 5 | 11 | 2 | 1 | 2 | 29 | 28 | 1 | 39 | 3 | | 8 | 28 |
| Doctorate (PhD) | 11 | 2 | 2 | | | | | | | | 3 | 3 | | 6 | | | | 6 |
| Men | 1 | 1 | 1 | | | | | | | | | | | | | | | |
| Women | 10 | 1 | 1 | | | | | | | | 3 | 3 | | 6 | | | | 6 |
| Counsel & Guidance (MEd) | 23 | 13 | 5 | 3 | 1 | | 1 | | 1 | 2 | 2 | 2 | | 8 | 1 | | 2 | 5 |
| Men | 4 | 1 | | 1 | | | | | | | 1 | 1 | | 2 | | | | 2 |
| Women | 19 | 12 | 5 | 2 | 1 | | 1 | | 1 | 2 | 1 | 1 | | 6 | 1 | | 2 | 3 |
| Ed Administration | 29 | 18 | 12 | 1 | | 1 | 2 | 2 | | | 6 | 5 | 1 | 5 | | | | 5 |
| Men | 9 | 6 | 2 | | | 1 | 1 | 2 | | | | | | 3 | | | | 3 |
| Women | 20 | 12 | 10 | 1 | | | 1 | | | | 6 | 5 | 1 | 2 | | | | 2 |
| Master's | 29 | 18 | 12 | 1 | | 1 | 2 | 2 | | | 6 | 5 | 1 | 5 | | | | 5 |
| Men | 9 | 6 | 2 | | | 1 | 1 | 2 | | | | | | 3 | | | | 3 |
| Women | 20 | 12 | 10 | 1 | | | 1 | | | | 6 | 5 | 1 | 2 | | | | 2 |
| Ed Foundations | 8 | 1 | 1 | | | | | | | | 1 | 1 | | 6 | | | | 6 |
| Women | 8 | 1 | 1 | | | | | | | | 1 | 1 | | 6 | | | | 6 |

TABLE 4 (cont.)

| COLLEGE, DEGREE TYPE AND PROGRAM | GRAND TOTAL | SUB-T ASIAN/ PACIFIC | ASIAN / PACIFIC ISLANDER | | | | | | | | SUB-T CAU- CASIAN | CAUCASIAN | | SUB-T OTHER | OTHER | | | | |
|-------------------------------------|----------------|----------------------------|--------------------------|-----|-----|-----|-------|-------------|------------|------------|-------------------------|-----------|------|----------------|-------|-----------|------------|-------------|------------|
| | | | JPN | CHN | KOR | FIL | PT HA | PAC ISLE | OTH ASN | MIX A/P | | CAUC | PORT | | HISP | AFR AM | IND /AK | MIX BKGD | NO RESP |
| Master's | 8 | 1 | 1 | | | | | | | | 1 | 1 | | 6 | | | | 6 | |
| Women | 8 | 1 | 1 | | | | | | | | 1 | 1 | | 6 | | | | 6 | |
| Ed Psychology | 4 | 2 | 2 | | | | | | | | | | | 2 | | | | 2 | |
| Men | 2 | 2 | 2 | | | | | | | | | | | | | | | | |
| Women | 2 | | | | | | | | | | | | | 2 | | | | 2 | |
| Master's | 1 | 1 | 1 | | | | | | | | | | | | | | | | |
| Men | 1 | 1 | 1 | | | | | | | | | | | | | | | | |
| PhD | 3 | 1 | 1 | | | | | | | | | | | 2 | | | | 2 | |
| Men | 1 | 1 | 1 | | | | | | | | | | | | | | | | |
| Women | 2 | | | | | | | | | | | | | 2 | | | | 2 | |
| Education | 29 | 10 | 4 | 2 | | 2 | 1 | | | | 7 | 7 | | 12 | 1 | | 2 | 9 | |
| Men | 7 | 3 | 1 | 1 | | | | | | | 2 | 2 | | 2 | | | | 2 | |
| Women | 22 | 7 | 3 | 1 | | 2 | 1 | | | | 5 | 5 | | 10 | 1 | | 2 | 7 | |
| Master's (MEdT) | 21 | 9 | 3 | 2 | | 2 | 1 | | | | 4 | 4 | | 8 | 1 | | 2 | 5 | |
| Men | 7 | 3 | 1 | 1 | | | | | | | 2 | 2 | | 2 | | | | 2 | |
| Women | 14 | 6 | 2 | 1 | | 2 | 1 | | | | 2 | 2 | | 6 | 1 | | 2 | 3 | |
| PhD | 8 | 1 | 1 | | | | | | | | 3 | 3 | | 4 | | | | 4 | |
| Women | 8 | 1 | 1 | | | | | | | | 3 | 3 | | 4 | | | | 4 | |
| Ed Tech (MEd) | 11 | 4 | 2 | 1 | | | | | | | 5 | 5 | | 2 | 1 | | | 1 | |
| Men | 4 | 2 | | 1 | | | | | | | 2 | 2 | | | | | | | |
| Women | 7 | 2 | 2 | | | | | | | | 3 | 3 | | 2 | 1 | | | 1 | |
| Elementary Ed | 149 | 109 | 44 | 4 | | 11 | 18 | 26 | 1 | 5 | 15 | 14 | 1 | 25 | 1 | | 1 | 12 | 11 |
| Men | 17 | 15 | 1 | | | 1 | 4 | 8 | | 1 | 1 | 1 | | 1 | 1 | | | | |
| Women | 132 | 94 | 43 | 4 | | 10 | 14 | 18 | 1 | 4 | 14 | 13 | 1 | 24 | | | 1 | 12 | 11 |
| Bachelor's | 121 | 93 | 38 | 3 | | 10 | 13 | 24 | 1 | 4 | 10 | 9 | 1 | 18 | 1 | | 1 | 12 | 4 |
| Men | 15 | 13 | 1 | | | 1 | 3 | 8 | | | 1 | 1 | | 1 | 1 | | | | |
| Women | 106 | 80 | 37 | 3 | | 9 | 10 | 16 | 1 | 4 | 9 | 8 | 1 | 17 | | | 1 | 12 | 4 |
| Master's | 28 | 16 | 6 | 1 | | 1 | 5 | 2 | | 1 | 5 | 5 | | 7 | | | | | 7 |
| Men | 2 | 2 | | | | | 1 | | | 1 | | | | | | | | | |
| Women | 26 | 14 | 6 | 1 | | 1 | 4 | 2 | | | 5 | 5 | | 7 | | | | | 7 |
| Secondary Education | 175 | 109 | 46 | 10 | 5 | 18 | 22 | 3 | 1 | 4 | 26 | 25 | 1 | 40 | 2 | | 1 | 22 | 15 |
| Men | 85 | 51 | 17 | 6 | 2 | 11 | 11 | 2 | | 2 | 10 | 9 | 1 | 24 | 1 | | | 15 | 8 |
| Women | 90 | 58 | 29 | 4 | 3 | 7 | 11 | 1 | 1 | 2 | 16 | 16 | | 16 | 1 | | 1 | 7 | 7 |
| Bachelor's | 58 | 42 | 17 | 1 | 3 | 8 | 9 | 2 | | 2 | 4 | 4 | | 12 | | | | 10 | 2 |
| Men | 34 | 22 | 8 | | 1 | 6 | 5 | 1 | | 1 | 3 | 3 | | 9 | | | | 9 | |
| Women | 24 | 20 | 9 | 1 | 2 | 2 | 4 | 1 | | 1 | 1 | 1 | | 3 | | | | 1 | 2 |

TABLE 4 (cont.)

| COLLEGE, DEGREE TYPE AND PROGRAM | GRAND TOTAL | SUB-T ASIAN/ PACIFIC | ASIAN / PACIFIC ISLANDER | | | | | | | | SUB-T CAU- CASIAN | CAUCASIAN | | SUB-T OTHER | OTHER | | | | | |
|-------------------------------------|----------------|----------------------------|--------------------------|-----|-----|-----|-------|-------------|------------|------------|-------------------------|-----------|------|----------------|-------|-----------|-------------|-------------|------------|----|
| | | | JPN | CHN | KOR | FIL | PT HA | PAC ISLE | OTH ASN | MIX A/P | | CAUC | PORT | | HISP | AFR AM | IND / AK | MIX BKGD | NO RESP | |
| Post Bach / Prof Diploma | 77 | 38 | 15 | 5 | 1 | 7 | 7 | | | | 1 | 2 | 18 | 17 | 1 | 21 | 1 | 1 | 11 | 8 |
| Men | 34 | 18 | 4 | 4 | 1 | 4 | 4 | | | | | 1 | 6 | 5 | 1 | 10 | | | 6 | 4 |
| Women | 43 | 20 | 11 | 1 | | 3 | 3 | | | | 1 | 1 | 12 | 12 | | 11 | 1 | 1 | 5 | 4 |
| Master's | 40 | 29 | 14 | 4 | 1 | 3 | 6 | 1 | | | | | 4 | 4 | | 7 | 1 | | 1 | 5 |
| Men | 17 | 11 | 5 | 2 | | 1 | 2 | 1 | | | | | 1 | 1 | | 5 | 1 | | | 4 |
| Women | 23 | 18 | 9 | 2 | 1 | 2 | 4 | | | | | | 3 | 3 | | 2 | | | 1 | 1 |
| Special Education | 27 | 7 | 5 | | 1 | | 1 | | | | | | 12 | 12 | | 8 | | | 3 | 5 |
| Men | 6 | 3 | 2 | | | | 1 | | | | | | 3 | 3 | | | | | | |
| Women | 21 | 4 | 3 | | 1 | | | | | | | | 9 | 9 | | 8 | | | 3 | 5 |
| Post Bach / Prof Diploma | 1 | | | | | | | | | | | | 1 | 1 | | | | | | |
| Women | 1 | | | | | | | | | | | | 1 | 1 | | | | | | |
| Master's | 26 | 7 | 5 | | 1 | | 1 | | | | | | 11 | 11 | | 8 | | | 3 | 5 |
| Men | 6 | 3 | 2 | | | | 1 | | | | | | 3 | 3 | | | | | | |
| Women | 20 | 4 | 3 | | 1 | | | | | | | | 8 | 8 | | 8 | | | 3 | 5 |
| Kinesiology & Leis Sci | 21 | 11 | 6 | 1 | | 1 | 1 | 1 | | | 1 | | 3 | 3 | | 7 | 1 | | 2 | 4 |
| Men | 11 | 7 | 5 | 1 | | | | | | 1 | | | 1 | 1 | | 3 | | | 1 | 2 |
| Women | 10 | 4 | 1 | | | 1 | 1 | | | | 1 | | 2 | 2 | | 4 | 1 | | 1 | 2 |
| Bachelor's | 18 | 8 | 4 | 1 | | 1 | 1 | | | | 1 | | 3 | 3 | | 7 | 1 | | 2 | 4 |
| Men | 8 | 4 | 3 | 1 | | | | | | | | | 1 | 1 | | 3 | | | 1 | 2 |
| Women | 10 | 4 | 1 | | | 1 | 1 | | | | 1 | | 2 | 2 | | 4 | 1 | | 1 | 2 |
| Master's 6/..... | 3 | 3 | 2 | | | | | | | 1 | | | | | | | | | | |
| Men | 3 | 3 | 2 | | | | | | | 1 | | | | | | | | | | |
| Prof Diploma (PDE), Elem/Sec... | 7 | 3 | 2 | | | | 1 | | | | | | 3 | 3 | | 1 | | | 1 | |
| Women | 7 | 3 | 2 | | | | 1 | | | | | | 3 | 3 | | 1 | | | 1 | |
| ENGINEERING | 132 | 93 | 18 | 37 | 6 | 13 | 6 | | | | 8 | 5 | 18 | 18 | | 21 | | | 3 | 18 |
| Men | 109 | 76 | 13 | 30 | 5 | 12 | 4 | | | | 8 | 4 | 15 | 15 | | 18 | | | 3 | 15 |
| Women | 23 | 17 | 5 | 7 | 1 | 1 | 2 | | | | | 1 | 3 | 3 | | 3 | | | | 3 |
| Bachelor's | 84 | 63 | 15 | 19 | 3 | 13 | 5 | | | | 3 | 5 | 11 | 11 | | 10 | | | 3 | 7 |
| Men | 69 | 50 | 10 | 16 | 2 | 12 | 3 | | | | 3 | 4 | 10 | 10 | | 9 | | | 3 | 6 |
| Women | 15 | 13 | 5 | 3 | 1 | 1 | 2 | | | | | 1 | 1 | 1 | | 1 | | | | 1 |
| Master's | 42 | 25 | 3 | 16 | 2 | | 1 | | | | 3 | | 7 | 7 | | 10 | | | | 10 |
| Men | 34 | 21 | 3 | 12 | 2 | | 1 | | | | 3 | | 5 | 5 | | 8 | | | | 8 |
| Women | 8 | 4 | | 4 | | | | | | | | | 2 | 2 | | 2 | | | | 2 |
| PhD | 6 | 5 | | 2 | 1 | | | | | | | | | | | 1 | | | | 1 |
| Men | 6 | 5 | | 2 | 1 | | | | | | | | | | | 1 | | | | 1 |

TABLE 4 (cont.)

| COLLEGE, DEGREE TYPE AND PROGRAM | GRAND TOTAL | SUB-T ASIAN/ PACIFIC | ASIAN / PACIFIC ISLANDER | | | | | | | | SUB-T CAU- CASIAN | CAUCASIAN | | SUB-T OTHER | OTHER | | | | | |
|-------------------------------------|----------------|----------------------------|--------------------------|-----|-----|-----|-------|-------------|------------|------------|-------------------------|-----------|------|----------------|-------|-----------|-------------|-------------|------------|----|
| | | | JPN | CHN | KOR | FIL | PT HA | PAC ISLE | OTH ASN | MIX A/P | | CAUC | PORT | | HISP | AFR AM | IND / AK | MIX BKGD | NO RESP | |
| Civil Engineering | 46 | 31 | 6 | 11 | 2 | 6 | 4 | | | 1 | 1 | 6 | 6 | | 9 | | | | 1 | 8 |
| Men | 34 | 22 | 5 | 7 | 2 | 5 | 2 | | | 1 | | 4 | 4 | | 8 | | | | 1 | 7 |
| Women | 12 | 9 | 1 | 4 | | 1 | 2 | | | | 1 | 2 | 2 | | 1 | | | | | 1 |
| Bachelor's | 31 | 22 | 3 | 6 | 2 | 6 | 4 | | | | 1 | 3 | 3 | | 6 | | | | 1 | 5 |
| Men | 22 | 15 | 2 | 4 | 2 | 5 | 2 | | | | | 2 | 2 | | 5 | | | | 1 | 4 |
| Women | 9 | 7 | 1 | 2 | | 1 | 2 | | | | 1 | 1 | 1 | | 1 | | | | | 1 |
| Master's | 14 | 8 | 3 | 4 | | | | | | 1 | | 3 | 3 | | 3 | | | | | 3 |
| Men | 11 | 6 | 3 | 2 | | | | | | 1 | | 2 | 2 | | 3 | | | | | 3 |
| Women | 3 | 2 | | 2 | | | | | | | | 1 | 1 | | | | | | | |
| PhD | 1 | 1 | | 1 | | | | | | | | | | | | | | | | |
| Men | 1 | 1 | | 1 | | | | | | | | | | | | | | | | |
| Electrical Engineering | 64 | 44 | 8 | 20 | 4 | 5 | 2 | | | 4 | 1 | 9 | 9 | | 11 | | | | 2 | 9 |
| Men | 56 | 38 | 6 | 17 | 3 | 5 | 2 | | | 4 | 1 | 9 | 9 | | 9 | | | | 2 | 7 |
| Women | 8 | 6 | 2 | 3 | 1 | | | | | | | | | | 2 | | | | | 2 |
| Bachelor's | 36 | 26 | 8 | 8 | 1 | 5 | 1 | | | 2 | 1 | 6 | 6 | | 4 | | | | 2 | 2 |
| Men | 32 | 22 | 6 | 7 | | 5 | 1 | | | 2 | 1 | 6 | 6 | | 4 | | | | 2 | 2 |
| Women | 4 | 4 | 2 | 1 | 1 | | | | | | | | | | | | | | | |
| Master's | 25 | 16 | | 11 | 2 | | 1 | | | 2 | | 3 | 3 | | 6 | | | | | 6 |
| Men | 21 | 14 | | 9 | 2 | | 1 | | | 2 | | 3 | 3 | | 4 | | | | | 4 |
| Women | 4 | 2 | | 2 | | | | | | | | | | | 2 | | | | | 2 |
| PhD | 3 | 2 | | 1 | 1 | | | | | | | | | | 1 | | | | | 1 |
| Men | 3 | 2 | | 1 | 1 | | | | | | | | | | 1 | | | | | 1 |
| Mechanical Engineering | 22 | 18 | 4 | 6 | | 2 | | | | 3 | 3 | 3 | 3 | | 1 | | | | | 1 |
| Men | 19 | 16 | 2 | 6 | | 2 | | | | 3 | 3 | 2 | 2 | | 1 | | | | | 1 |
| Women | 3 | 2 | 2 | | | | | | | | | 1 | 1 | | | | | | | |
| Bachelor's | 17 | 15 | 4 | 5 | | 2 | | | | 1 | 3 | 2 | 2 | | | | | | | |
| Men | 15 | 13 | 2 | 5 | | 2 | | | | 1 | 3 | 2 | 2 | | | | | | | |
| Women | 2 | 2 | 2 | | | | | | | | | | | | | | | | | |
| Master's | 3 | 1 | | 1 | | | | | | | | 1 | 1 | | 1 | | | | | 1 |
| Men | 2 | 1 | | 1 | | | | | | | | | | | 1 | | | | | 1 |
| Women | 1 | | | | | | | | | | | 1 | 1 | | | | | | | |
| PhD | 2 | 2 | | | | | | | | 2 | | | | | | | | | | |
| Men | 2 | 2 | | | | | | | | 2 | | | | | | | | | | |
| TROPICAL AG & HUMAN RES 7/ | 208 | 131 | 49 | 18 | 4 | 24 | 16 | 1 | 5 | 14 | | 30 | 22 | 8 | 47 | 2 | 1 | 1 | 12 | 31 |
| Men | 51 | 30 | 9 | 8 | | 6 | 5 | | 1 | 1 | | 5 | 4 | 1 | 16 | 1 | 1 | | | 14 |

TABLE 4 (cont.)

| COLLEGE, DEGREE TYPE AND PROGRAM | GRAND TOTAL | SUB-T ASIAN/ PACIFIC | ASIAN / PACIFIC ISLANDER | | | | | | | | SUB-T CAU- CASIAN | CAUCASIAN | | SUB-T OTHER | OTHER | | | | |
|-------------------------------------|----------------|----------------------------|--------------------------|-----|-----|-----|-------|-------------|------------|------------|-------------------------|-----------|------|----------------|-------|-----------|-------------|-------------|------------|
| | | | JPN | CHN | KOR | FIL | PT HA | PAC ISLE | OTH ASN | MIX A/P | | CAUC | PORT | | HISP | AFR AM | IND / AK | MIX BKGD | NO RESP |
| Nat Res & Env Mgmt | 15 | 5 | 2 | 2 | | | | | | | 1 | 4 | 3 | 1 | 6 | 1 | 1 | | 4 |
| Men | 12 | 4 | 2 | 2 | | | | | | | | 2 | 2 | | 6 | 1 | 1 | | 4 |
| Women | 3 | 1 | | | | | | | | | 1 | 2 | 1 | 1 | | | | | |
| Bachelor's | 6 | 3 | 2 | | | | | | | | 1 | | | | 3 | | 1 | | 2 |
| Men | 5 | 2 | 2 | | | | | | | | | | | | 3 | | 1 | | 2 |
| Women | 1 | 1 | | | | | | | | | 1 | | | | | | | | |
| Master's | 7 | 2 | | 2 | | | | | | | | 4 | 3 | 1 | 1 | 1 | | | |
| Men | 5 | 2 | | 2 | | | | | | | | 2 | 2 | | 1 | 1 | | | |
| Women | 2 | | | | | | | | | | | 2 | 1 | 1 | | | | | |
| PhD | 2 | | | | | | | | | | | | | | 2 | | | | 2 |
| Men | 2 | | | | | | | | | | | | | | 2 | | | | 2 |
| Plant & Env Protection | 2 | | | | | | | | | | | | | | 2 | | | | 2 |
| Men | 1 | | | | | | | | | | | | | | 1 | | | | 1 |
| Women | 1 | | | | | | | | | | | | | | 1 | | | | 1 |
| Master's | 1 | | | | | | | | | | | | | | 1 | | | | 1 |
| Women | 1 | | | | | | | | | | | | | | 1 | | | | 1 |
| PhD | 1 | | | | | | | | | | | | | | 1 | | | | 1 |
| Men | 1 | | | | | | | | | | | | | | 1 | | | | 1 |
| Trop Plant & Soil Sci..... | 9 | 3 | 1 | 1 | | | | | | | 1 | 2 | 1 | 1 | 4 | | | | 4 |
| Men | 5 | 2 | | 1 | | | | | | | 1 | 1 | | 1 | 2 | | | | 2 |
| Women | 4 | 1 | 1 | | | | | | | | | 1 | 1 | | 2 | | | | 2 |
| Bachelor's..... | 5 | 2 | 1 | 1 | | | | | | | | 1 | 1 | | 2 | | | | 2 |
| Men | 2 | 1 | | 1 | | | | | | | | | | | 1 | | | | 1 |
| Women | 3 | 1 | 1 | | | | | | | | | 1 | 1 | | 1 | | | | 1 |
| Master's | 2 | 1 | | | | | | | | | 1 | | | | 1 | | | | 1 |
| Men | 2 | 1 | | | | | | | | | 1 | | | | 1 | | | | 1 |
| PhD | 2 | | | | | | | | | | | 1 | | 1 | 1 | | | | 1 |
| Men | 1 | | | | | | | | | | | 1 | | 1 | 1 | | | | 1 |
| Women | 1 | | | | | | | | | | | | | | 1 | | | | 1 |
| MEDICINE | 101 | 57 | 18 | 9 | 3 | 7 | 9 | 1 | 8 | 2 | 16 | 16 | | | 28 | 1 | | 12 | 15 |
| Men | 39 | 27 | 8 | 4 | 1 | 4 | 2 | 1 | 6 | 1 | 4 | 4 | | | 8 | 1 | | 3 | 4 |
| Women | 62 | 30 | 10 | 5 | 2 | 3 | 7 | | 2 | 1 | 12 | 12 | | | 20 | | | 9 | 11 |
| Bachelor's | 21 | 11 | 4 | 2 | 1 | 2 | 1 | | 1 | | 2 | 2 | | | 8 | 1 | | 5 | 2 |
| Men | 4 | 2 | | | | 1 | | | 1 | | | | | | 2 | 1 | | 1 | |
| Women | 17 | 9 | 4 | 2 | 1 | 1 | 1 | | | | 2 | 2 | | | 6 | | | 4 | 2 |

TABLE 4 (cont.)

| COLLEGE, DEGREE TYPE AND PROGRAM | GRAND TOTAL | SUB-T ASIAN/ PACIFIC | ASIAN / PACIFIC ISLANDER | | | | | | | | SUB-T CAU- CASIAN | CAUCASIAN | | SUB-T OTHER | OTHER | | | |
|-------------------------------------|----------------|----------------------------|--------------------------|-----|-----|-----|-------|-------------|------------|------------|-------------------------|-----------|------|----------------|-------------|-----------|---------------------|------------|
| | | | JPN | CHN | KOR | FIL | PT HA | PAC ISLE | OTH ASN | MIX A/P | | CAUC | PORT | | AFR HISP | IND AM | MIX / AK BKGD | NO RESP |
| Women | 4 | | | | | | | | | | 1 | 1 | | 3 | | | | 3 |
| Master's | 2 | | | | | | | | | | | | | 2 | | | | 2 |
| Women | 2 | | | | | | | | | | | | | 2 | | | | 2 |
| PhD | 3 | 1 | | 1 | | | | | | | 1 | 1 | | 1 | | | | 1 |
| Men | 1 | 1 | | 1 | | | | | | | | | | | | | | |
| Women | 2 | | | | | | | | | | 1 | 1 | | 1 | | | | 1 |
| Medicine (MD) | 53 | 38 | 12 | 5 | 2 | 5 | 6 | 1 | 5 | 2 | 7 | 7 | | 8 | | | 4 | 4 |
| Men | 26 | 19 | 6 | 2 | 1 | 3 | 2 | 1 | 3 | 1 | 3 | 3 | | 4 | | | 1 | 3 |
| Women | 27 | 19 | 6 | 3 | 1 | 2 | 4 | | 2 | 1 | 4 | 4 | | 4 | | | 3 | 1 |
| Physiology | 4 | 2 | 1 | | | | 1 | | | | 1 | 1 | | 1 | | | | 1 |
| Men | 1 | 1 | 1 | | | | | | | | | | | | | | | |
| Women | 3 | 1 | | | | | 1 | | | | 1 | 1 | | 1 | | | | 1 |
| Master's | 2 | 1 | | | | | 1 | | | | 1 | 1 | | | | | | |
| Women | 2 | 1 | | | | | 1 | | | | 1 | 1 | | | | | | |
| PhD | 2 | 1 | 1 | | | | | | | | | | | 1 | | | | 1 |
| Men | 1 | 1 | 1 | | | | | | | | | | | | | | | |
| Women | 1 | | | | | | | | | | | | | 1 | | | | 1 |
| Tropical Medicine | 2 | 1 | | | | | | | 1 | | 1 | 1 | | | | | | |
| Men | 2 | 1 | | | | | | | 1 | | 1 | 1 | | | | | | |
| Master's | 1 | 1 | | | | | | | 1 | | | | | | | | | |
| Men | 1 | 1 | | | | | | | 1 | | | | | | | | | |
| PhD | 1 | | | | | | | | | | 1 | 1 | | | | | | |
| Men | 1 | | | | | | | | | | 1 | 1 | | | | | | |
| NURSING & DENTAL HYG 8/ | 105 | 66 | 22 | 3 | 3 | 29 | 8 | | 1 | | 21 | 20 | 1 | 18 | 1 | | 16 | 1 |
| Men | 14 | 9 | 2 | | 1 | 6 | | | | | 5 | 5 | | | | | | |
| Women | 91 | 57 | 20 | 3 | 2 | 23 | 8 | | 1 | | 16 | 15 | 1 | 18 | 1 | | 16 | 1 |
| Bachelor's | 82 | 59 | 21 | 3 | 3 | 27 | 4 | | 1 | | 9 | 9 | | 14 | | | 14 | |
| Men | 10 | 8 | 2 | | 1 | 5 | | | | | 2 | 2 | | | | | | |
| Women | 72 | 51 | 19 | 3 | 2 | 22 | 4 | | 1 | | 7 | 7 | | 14 | | | 14 | |
| Master's | 23 | 7 | 1 | | | 2 | 4 | | | | 12 | 11 | 1 | 4 | 1 | | 2 | 1 |
| Men | 4 | 1 | | | | 1 | | | | | 3 | 3 | | | | | | |
| Women | 19 | 6 | 1 | | | 1 | 4 | | | | 9 | 8 | 1 | 4 | 1 | | 2 | 1 |
| Dental Hygiene | 22 | 16 | 6 | | | 7 | 2 | | 1 | | | | | 6 | | | 6 | |
| Men | 3 | 3 | | | | 3 | | | | | | | | | | | | |
| Women | 19 | 13 | 6 | | | 4 | 2 | | 1 | | | | | 6 | | | 6 | |

TABLE 4 (cont.)

| COLLEGE, DEGREE TYPE AND PROGRAM | GRAND TOTAL | SUB-T ASIAN/ PACIFIC | ASIAN / PACIFIC ISLANDER | | | | | | | | SUB-T CAU- CASIAN | CAUCASIAN | | SUB-T OTHER | OTHER | | | |
|-------------------------------------|----------------|----------------------------|--------------------------|-----|-----|-----|-------|----------|---------|---------|-------------------------|-----------|------|----------------|-------|--------|----------|----------|
| | | | JPN | CHN | KOR | FIL | PT HA | PAC ISLE | OTH ASN | MIX A/P | | CAUC | PORT | | HISP | AFR AM | IND / AK | MIX BKGD |
| Bachelor's | 22 | 16 | 6 | | | 7 | 2 | | | 1 | | | | 6 | | | 6 | |
| Men | 3 | 3 | | | | 3 | | | | | | | | | | | | |
| Women | 19 | 13 | 6 | | | 4 | 2 | | | 1 | | | | 6 | | | 6 | |
| Professional Nursing | 26 | 9 | 1 | | | 4 | 4 | | | | 13 | 12 | 1 | 4 | 1 | | 2 | 1 |
| Men | 5 | 1 | | | | 1 | | | | | 4 | 4 | | | | | | |
| Women | 21 | 8 | 1 | | | 3 | 4 | | | | 9 | 8 | 1 | 4 | 1 | | 2 | 1 |
| Bachelor's | 3 | 2 | | | | 2 | | | | | 1 | 1 | | | | | | |
| Men | 1 | | | | | | | | | | 1 | 1 | | | | | | |
| Women | 2 | 2 | | | | 2 | | | | | | | | | | | | |
| Master's | 23 | 7 | 1 | | | 2 | 4 | | | | 12 | 11 | 1 | 4 | 1 | | 2 | 1 |
| Men | 4 | 1 | | | | 1 | | | | | 3 | 3 | | | | | | |
| Women | 19 | 6 | 1 | | | 1 | 4 | | | | 9 | 8 | 1 | 4 | 1 | | 2 | 1 |
| Nursing, Upper Division (BS)..... | 57 | 41 | 15 | 3 | 3 | 18 | 2 | | | | 8 | 8 | | 8 | | | 8 | |
| Men | 6 | 5 | 2 | | 1 | 2 | | | | | 1 | 1 | | | | | | |
| Women | 51 | 36 | 13 | 3 | 2 | 16 | 2 | | | | 7 | 7 | | 8 | | | 8 | |
| PUBLIC HEALTH | 24 | 14 | 4 | 2 | 1 | | 2 | 1 | 4 | | 3 | 3 | | 7 | 1 | 1 | 1 | 4 |
| Men | 3 | 2 | | 1 | | | | | 1 | | 1 | 1 | | | | | | |
| Women | 21 | 12 | 4 | 1 | 1 | | 2 | 1 | 3 | | 2 | 2 | | 7 | 1 | 1 | 1 | 4 |
| Master's | 20 | 13 | 4 | 2 | 1 | | 2 | 1 | 3 | | 3 | 3 | | 4 | | | 1 | 3 |
| Men | 3 | 2 | | 1 | | | | | 1 | | 1 | 1 | | | | | | |
| Women | 17 | 11 | 4 | 1 | 1 | | 2 | 1 | 2 | | 2 | 2 | | 4 | | | 1 | 3 |
| Doctorate (PhD, DrPH)..... | 4 | 1 | | | | | | | | | | | | 3 | 1 | 1 | | 1 |
| Women | 4 | 1 | | | | | | | | | | | | 3 | 1 | 1 | | 1 |
| Biostat & Epidem (PhD) | 1 | 1 | | | | | | | | | | | | | | | | |
| Women | 1 | 1 | | | | | | | | | | | | | | | | |
| Public Health | 23 | 13 | 4 | 2 | 1 | | 2 | 1 | 3 | | 3 | 3 | | 7 | 1 | 1 | 1 | 4 |
| Men | 3 | 2 | | 1 | | | | | 1 | | 1 | 1 | | | | | | |
| Women | 20 | 11 | 4 | 1 | 1 | | 2 | 1 | 2 | | 2 | 2 | | 7 | 1 | 1 | 1 | 4 |
| Master's (MS, MPH)..... | 20 | 13 | 4 | 2 | 1 | | 2 | 1 | 3 | | 3 | 3 | | 4 | | | 1 | 3 |
| Men | 3 | 2 | | 1 | | | | | 1 | | 1 | 1 | | | | | | |
| Women | 17 | 11 | 4 | 1 | 1 | | 2 | 1 | 2 | | 2 | 2 | | 4 | | | 1 | 3 |
| DrPH | 3 | | | | | | | | | | | | | 3 | 1 | 1 | | 1 |
| Women | 3 | | | | | | | | | | | | | 3 | 1 | 1 | | 1 |
| SOCIAL WORK | 105 | 54 | 20 | 7 | 4 | 6 | 12 | 1 | 1 | 3 | 26 | 24 | 2 | 25 | 3 | 1 | 9 | 12 |

TABLE 4 (cont.)

| COLLEGE, DEGREE TYPE AND PROGRAM | GRAND TOTAL | SUB-T ASIAN/ PACIFIC | ASIAN / PACIFIC ISLANDER | | | | | | | | SUB-T CAU- CASIAN | CAUCASIAN | | SUB-T OTHER | OTHER | | | |
|-------------------------------------|----------------|----------------------------|--------------------------|-----|-----|-----|-------|-------------|------------|------------|-------------------------|-----------|------|----------------|-------------|-------------|-------------|------------|
| | | | JPN | CHN | KOR | FIL | PT HA | PAC ISLE | OTH ASN | MIX A/P | | CAUC | PORT | | AFR HISP | IND / AK | MIX BKGD | NO RESP |
| Men | 13 | 5 | 2 | | | | 1 | | 1 | 1 | 3 | 2 | 1 | 5 | | | 2 | 3 |
| Women | 92 | 49 | 18 | 7 | 4 | 6 | 11 | 1 | | 2 | 23 | 22 | 1 | 20 | 3 | 1 | 7 | 9 |
| Bachelor's | 18 | 7 | 2 | 1 | 2 | | 1 | | | 1 | 3 | 3 | | 8 | | | 3 | 5 |
| Men | 4 | | | | | | | | | | | | | 4 | | | 1 | 3 |
| Women | 14 | 7 | 2 | 1 | 2 | | 1 | | | 1 | 3 | 3 | | 4 | | | 2 | 2 |
| Master's | 86 | 46 | 17 | 6 | 2 | 6 | 11 | 1 | 1 | 2 | 23 | 21 | 2 | 17 | 3 | 1 | 6 | 7 |
| Men | 9 | 5 | 2 | | | | 1 | | 1 | 1 | 3 | 2 | 1 | 1 | | | 1 | |
| Women | 77 | 41 | 15 | 6 | 2 | 6 | 10 | 1 | | 1 | 20 | 19 | 1 | 16 | 3 | 1 | 5 | 7 |
| PhD | 1 | 1 | 1 | | | | | | | | | | | | | | | |
| Women | 1 | 1 | 1 | | | | | | | | | | | | | | | |
| LAW (JD) | 79 | 37 | 16 | 4 | 1 | 2 | 6 | 2 | 3 | 3 | 19 | 19 | | 23 | 3 | 1 | 7 | 12 |
| Men | 38 | 16 | 8 | 3 | | | 1 | 1 | 3 | | 9 | 9 | | 13 | | 1 | 4 | 8 |
| Women | 41 | 21 | 8 | 1 | 1 | 2 | 5 | 1 | | 3 | 10 | 10 | | 10 | 3 | | 3 | 4 |

1/ Department name changed to "Second Language Study," effective July 2000; the degree name was not changed.

2/ Formerly called "European Language & Literature;" name changed effective July 1999.

3/ The departments of Communication and Journalism were consolidated under the School of Communications (BOR approved, June 2000).

4/ Formerly called "Ocean Engineering," name changed effective Spring 2000.

5/ Architecture Doctorate (ArchD) added July 1999 and is a first professional degree.

6/ MS in Kinesiology & Leisure Science added Fall 1999.

7/ The College of Tropical Agriculture & Human Resources underwent a reorganization in 1999-2000.

8/ Formerly called "School of Nursing;" name changed effective July 2000.

SOURCE: Computer Report 1454B.

APPENDIX 1
DEGREES, DIPLOMAS, AND CERTIFICATES CONFERRED 1/
UNIVERSITY OF HAWAI'I AT MANOA
FISCAL YEARS (July 1 to June 30) 1990-91 TO 2000-01

| | 1990-91 | 1991-92 | 1992-93 | 1993-94 | 1994-95 | 1995-96 | 1996-97 | 1997-98 | 1998-99 | 1999-00 | 2000-01 |
|---------------------------------------------|---------|---------|---------|---------|---------|---------|---------|---------|---------|---------|---------|
| TOTAL | 3,669 | 3,749 | 4,014 | 4,072 | 4,163 | 4,305 | 4,174 | 3,712 | 3,730 | 3,801 | 3,454 |
| Certificate in Dental Hygiene 2/ | 17 | 14 | 18 | 12 | 19 | 20 | 21 | 16 | | | |
| Associate Degree in Nursing 3/ | 78 | 41 | | | | | | | | | |
| Bachelor's Degrees | 2,278 | 2,309 | 2,414 | 2,442 | 2,488 | 2,659 | 2,539 | 2,410 | 2,348 | 2,367 | 2,162 |
| BA (Arts & Sciences) | 893 | 932 | 1,011 | 993 | 1,037 | 1,116 | 1,101 | 1,049 | 1,029 | 1,056 | 895 |
| BA (Hawn, Asian & Pac Studies) | 28 | 27 | 33 | 43 | 61 | 56 | 56 | 70 | 64 | 67 | 45 |
| BA (Ocean Earth Sci Tech) | | | | | 1 | | | 1 | | 3 | 2 |
| BArch | 32 | 40 | 33 | 32 | 19 | 33 | 47 | 44 | 34 | 49 | 20 |
| BBA | 586 | 555 | 551 | 578 | 503 | 514 | 436 | 395 | 402 | 405 | 410 |
| BEd | 162 | 195 | 230 | 210 | 232 | 273 | 215 | 185 | 208 | 191 | 179 |
| BFA | 52 | 51 | 75 | 59 | 57 | 42 | 35 | 47 | 48 | 55 | 33 |
| BMus | 5 | 4 | 3 | 3 | 3 | 2 | 4 | 4 | 3 | 2 | 7 |
| BS (Agriculture) | 105 | 117 | 103 | 101 | 78 | 110 | 145 | 128 | 154 | 131 | 176 |
| BS (Arts & Sciences) | 92 | 76 | 66 | 73 | 63 | 97 | 71 | 98 | 82 | 103 | 84 |
| BS (Education) | 5 | 5 | 18 | 10 | 18 | 13 | 19 | 25 | 19 | 16 | 18 |
| BS (Engineering) | 154 | 160 | 104 | 141 | 176 | 147 | 152 | 116 | 104 | 99 | 84 |
| BS (Medicine) | 26 | 14 | 18 | 25 | 30 | 24 | 32 | 25 | 19 | 20 | 21 |
| BS (Nursing) | 105 | 106 | 137 | 107 | 102 | 92 | 83 | 83 | 66 | 58 | 82 |
| BS (Ocean Earth Sci Tech) | 9 | 8 | 10 | 12 | 8 | 10 | 15 | 13 | 9 | 14 | 11 |
| BS (Travel Industry Mgt) | | | 1 | 29 | 78 | 110 | 96 | 99 | 82 | 80 | 77 |
| BSW | 24 | 19 | 21 | 26 | 22 | 20 | 32 | 28 | 25 | 18 | 18 |
| Prof Diploma / Post Bach Cert (Educ) 4/ ... | 200 | 197 | 232 | 302 | 312 | 265 | 142 | 65 | 54 | 112 | 85 |
| Master's Degrees | 835 | 932 | 1,088 | 1,017 | 1,068 | 1,053 | 1,168 | 932 | 1,041 | 1,040 | 921 |
| MA (Arts & Sciences) | 166 | 186 | 231 | 220 | 201 | 204 | 194 | 208 | 209 | 178 | 165 |
| MA (Hawn, Asian & Pac Studies) | 22 | 26 | 33 | 38 | 26 | 21 | 27 | 21 | 22 | 33 | 23 |
| MAcc | 15 | 12 | 15 | 11 | 11 | 19 | 10 | 12 | 10 | 12 | 20 |
| MArch | | 7 | 5 | 2 | 3 | 4 | 3 | 5 | 5 | 6 | 6 |
| MBA | 98 | 99 | 128 | 108 | 123 | 136 | 185 | 82 | 145 | 112 | 144 |
| MEd | 143 | 145 | 145 | 129 | 147 | 130 | 167 | 134 | 187 | 206 | 166 |
| MEdT | | | 8 | 23 | 18 | 20 | 29 | 8 | 23 | 18 | 21 |
| MFA | 9 | 16 | 17 | 10 | 22 | 21 | 17 | 19 | 19 | 17 | 19 |
| MLIS / MLISC | 66 | 63 | 81 | 86 | 61 | 50 | 51 | 39 | 43 | 31 | 34 |
| MMus | 5 | 4 | 7 | 5 | 3 | 5 | 3 | 4 | 3 | | 3 |
| MPA | 2 | | 21 | 19 | 20 | 10 | 23 | 23 | 18 | 18 | 14 |
| MPH | 92 | 73 | 100 | 81 | 126 | 129 | 92 | 79 | 76 | 108 | 19 |
| MPS 5/..... | 2 | 2 | 2 | 6 | 4 | 7 | 6 | 4 | 4 | | |
| MS (Agriculture) | 29 | 30 | 31 | 26 | 34 | 33 | 31 | 26 | 15 | 16 | 23 |
| MS (Arts & Sciences) | 32 | 47 | 38 | 36 | 34 | 34 | 42 | 41 | 48 | 47 | 48 |

APPENDIX 1 (cont.)

| | 1990-91 | 1991-92 | 1992-93 | 1993-94 | 1994-95 | 1995-96 | 1996-97 | 1997-98 | 1998-99 | 1999-00 | 2000-01 |
|----------------------------------|---------|---------|---------|---------|---------|---------|---------|---------|---------|---------|---------|
| MS (Education) 6/..... | | | | | | | | | | | 3 |
| MS (Engineering) | 35 | 35 | 44 | 33 | 39 | 53 | 49 | 57 | 34 | 43 | 42 |
| MS (Medicine) | 28 | 16 | 12 | 25 | 28 | 24 | 19 | 31 | 32 | 40 | 19 |
| MS (Nursing) | 18 | 40 | 32 | 43 | 40 | 38 | 41 | 21 | 23 | 23 | 23 |
| MS (Ocean Earth Sci Tech) | 12 | 29 | 21 | 20 | 24 | 16 | 25 | 22 | 21 | 15 | 22 |
| MS (Public Health) | 8 | 10 | 3 | 5 | 8 | 6 | 4 | 4 | 3 | 5 | 1 |
| MS (Travel Ind Mgt) 5/..... | | | | | | | | | | 8 | 9 |
| MSW | 43 | 79 | 104 | 81 | 82 | 82 | 136 | 79 | 89 | 96 | 86 |
| MURP | 10 | 13 | 10 | 10 | 14 | 11 | 14 | 13 | 12 | 8 | 11 |
| Doctor's Degrees | 143 | 140 | 147 | 166 | 155 | 186 | 175 | 161 | 160 | 152 | 144 |
| DrPH | 7 | 3 | 6 | 9 | 3 | 8 | 7 | 3 | 6 | 8 | 3 |
| EdD 7/ | 8 | 4 | 7 | 12 | 5 | 10 | 7 | 4 | 5 | | |
| PhD 7/ | 128 | 133 | 134 | 145 | 147 | 168 | 161 | 154 | 149 | 144 | 141 |
| First Professional Degrees | 118 | 116 | 115 | 133 | 121 | 122 | 129 | 128 | 127 | 129 | 142 |
| ArchD (Architecture) 8/..... | | | | | | | | | | 1 | 10 |
| JD (Law) | 59 | 67 | 63 | 71 | 67 | 73 | 75 | 71 | 70 | 75 | 79 |
| MD (Medicine) | 59 | 49 | 52 | 62 | 54 | 49 | 54 | 57 | 57 | 53 | 53 |
| No Data (degree) | | | | | | | | | | 1 | |

1/ Degrees conferred (counted differently from degrees earned) is the number of diplomas issued. Students who complete two or more major fields of study and are awarded the same type of degree from the same school or college are counted once for degrees conferred, but are multiple-counted for degrees earned. To illustrate, if a student received two Bachelor of Arts (BA) degrees from the College of Arts & Sciences, one in speech and another in journalism, he or she would be considered as having one degree conferred, and two degrees earned.

When students complete more than one major field of study in different schools or colleges, or receive more than one type of degree from the same school or college, both degrees conferred and degrees earned are multiple-counted. For example, a student who received a BS in chemistry (College of Arts & Sciences) and a BS in electrical engineering (College of Engineering) would be counted once under each college, for a total of two degrees conferred, and two degrees earned. Likewise, a student who received both a Bachelor of Education (BEd) degree and a Professional Diploma (PD) from the College of Education would be counted as having two degrees conferred, and two degrees earned.

2/ Undergraduate Certificate in Dental Hygiene stopped-out in May 1996; program terminated by BOR action, effective Spring 1998.

3/ Associate degree program in Nursing terminated by BOR action, effective July 1994.

4/ Professional Diploma program stop-out, AY 1994-95 to 1996-97. Program redesigned and renamed Professional Diploma in Education. Post Baccalaureate credential created in Fall 1996. Data shown here may include both PBs and PDs for the years after Fall 1996.

5/ Travel Industry Management masters changed from MPS degree to MS degree, effective Spring 1999. AY 1999-2000 has been adjusted to reflect correct degree type.

6/ MS in Kinesiology and Leisure Science (College of Education), added Fall 1999.

7/ EdD degree changed to PhD, effective February 1999. Education program includes Curriculum & Instruction, Ed Admin, and Ed Foundations.

8/ Architecture Doctorate (ArchD) added, effective July 1999.

SOURCE: Computer Report 3013J IRO.

APPENDIX 2
 CERTIFICATES AWARDED
 UNIVERSITY OF HAWAI'I AT MANOA
 FISCAL YEAR 2000-01

| PROGRAM | TOTAL | MEN | WOMEN |
|----------------------------------------|-------|-----|-------|
| TOTAL | 82 | 33 | 49 |
| Undergraduate Certificates..... | 27 | 6 | 21 |
| Graduate Certificates..... | 55 | 27 | 28 |
| UNDERGRADUATE CERTIFICATES..... | 27 | 6 | 21 |
| Ethnic Studies..... | 1 | | 1 |
| French..... | 5 | | 5 |
| German..... | 1 | | 1 |
| Japanese Language..... | 1 | 1 | |
| Marine Options..... | 2 | 2 | |
| Russian..... | 1 | 1 | |
| Spanish..... | 4 | 2 | 2 |
| Women's Studies..... | 12 | | 12 |
| GRADUATE CERTIFICATES..... | 55 | 27 | 28 |
| Adv Library & Info Studies | 1 | | 1 |
| Chinese Studies | 8 | 3 | 5 |
| Gerontology | 4 | | 4 |
| Historic Preservation | 2 | | 2 |
| International Cultural Studies..... | 5 | 3 | 2 |
| Japanese Studies | 7 | 5 | 2 |
| Korean Studies | 3 | 2 | 1 |
| Maritime Archaeology and History | 3 | 1 | 2 |
| Ocean Policy | 1 | 1 | |
| Planning Studies | 1 | 1 | |
| Post-Master's in Nursing..... | 3 | | 3 |
| Public Administration | 3 | 2 | 1 |
| Public Health | 1 | | 1 |
| Resource Management | 1 | 1 | |
| Second Language Studies..... | 1 | | 1 |
| Southeast Asian Studies | 3 | 2 | 1 |
| Telecom Info Resource Mgt..... | 8 | 6 | 2 |

SOURCES: Admissions & Records and Graduate Division, University of Hawai'i at Manoa.

APPENDIX 3
DEGREES OFFERED AND THEIR ABBREVIATIONS
UNIVERSITY OF HAWAI'I AT MANOA
FISCAL YEAR 2000-01

| DEGREE TITLE | ABBREVIATION |
|----------------------------------------------------|--------------|
| Associate in Science 1/ | AS |
| Certificate of Dental Hygiene 2/ | CDH |
| Undergraduate Certificate 3/ | UCert |
| Bachelor of Arts | BA |
| Bachelor of Architecture | BArch |
| Bachelor of Business Administration | BBA |
| Bachelor of Education | BEEd |
| Bachelor of Fine Arts | BFA |
| Bachelor of Music | BMus |
| Bachelor of Science | BS |
| Bachelor of Social Work | BSW |
| Graduate Certificate | GCert |
| Post Baccalaureate Certificate 4/ | PB Cert |
| Professional Diploma 5/ | PD |
| Professional Diploma - Education | PDE |
| Master of Arts | MA |
| Master of Accounting | MAcc |
| Master of Architecture | MArch |
| Master of Business Administration | MBA |
| Master of Education | MEd |
| Master of Education in Teaching | MEdT |
| Master of Fine Arts | MFA |
| Master of Library and Information Studies 6/ | MLIS |
| Master of Library and Information Science | MLISC |
| Master of Music | MMus |
| Master of Public Administration | MPA |
| Master of Public Health | MPH |
| Master of Professional Studies 7/..... | MPS |
| Master of Science | MS |
| Master of Social Work | MSW |
| Master of Urban Planning | MURP |
| Doctor of Public Health | DrPH |
| Doctor of Education | EdD |
| Doctor of Philosophy | PhD |
| Architecture Doctorate 8/..... | ArchD |
| Juris Doctor | JD |
| Doctor of Medicine | MD |

- 1/ Associate in Science program in Nursing terminated, effective July 1994.
2/ Certificate in Dental Hygiene program terminated, effective Spring 1998.
3/ Undergraduate Certificates not shown in this report.
4/ Post Baccalaureate program was created in Fall 1996 - to provide training to non-education majors leading to teacher certification.
5/ Professional Diploma renamed Professional Diploma in Education in Fall 1998. Program to provide professional development to practicing teachers.
6/ Name changed to Master of Library and Information Science, effective February 1998.
7/ MPS changed to MS degree in Travel Industry Management, effective Spring 1999.
8/ Architecture Doctorate added, effective July 1999, and is a First Professional degree.

SOURCE: Integrated Student Information System (ISIS)