

**DISTRIBUTION OF GRADES, CREDITS EARNED RATIOS  
AND COURSE COMPLETION RATIOS**

**UNIVERSITY OF HAWAI'I - WEST O'AHU**

**FALL 2006**

Institutional Research Office

University of Hawai'i

August 2007

File Reference: Management and Planning Support Folder, Enrollment

Reports available online at: <http://www.hawaii.edu/iro/maps.htm>

University of Hawai'i - West O'ahu  
 Total Registrations and Grade Distribution

Figure 1  
 Total Registrations by Credits Earned / Unearned

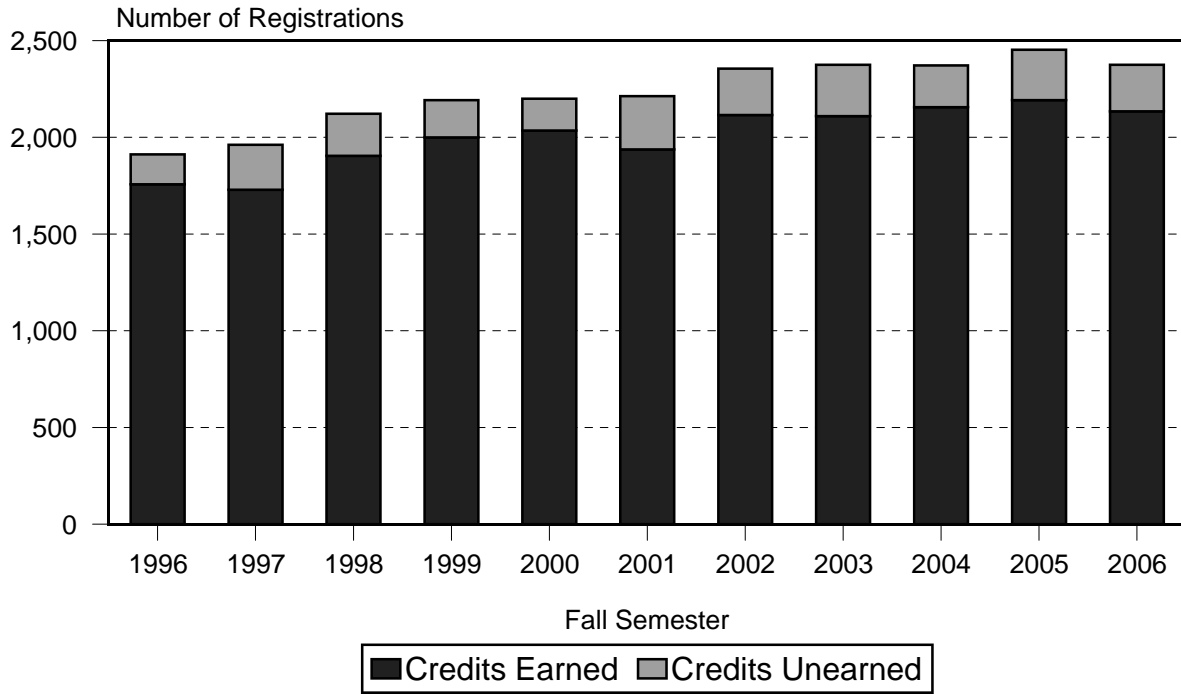
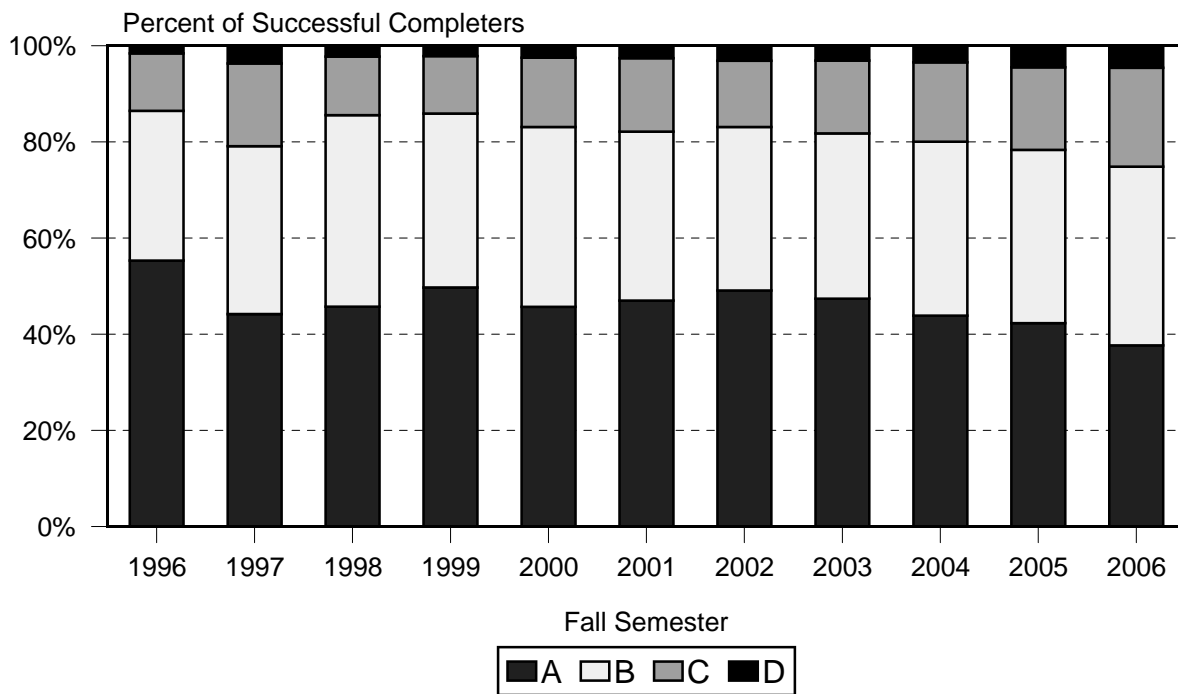


Figure 2  
 Grade Distribution for Credits Earned



University of Hawai'i - West O'ahu  
Credit and Completion Ratios

---

Figure 3  
Credits Earned and Course Completion Ratios

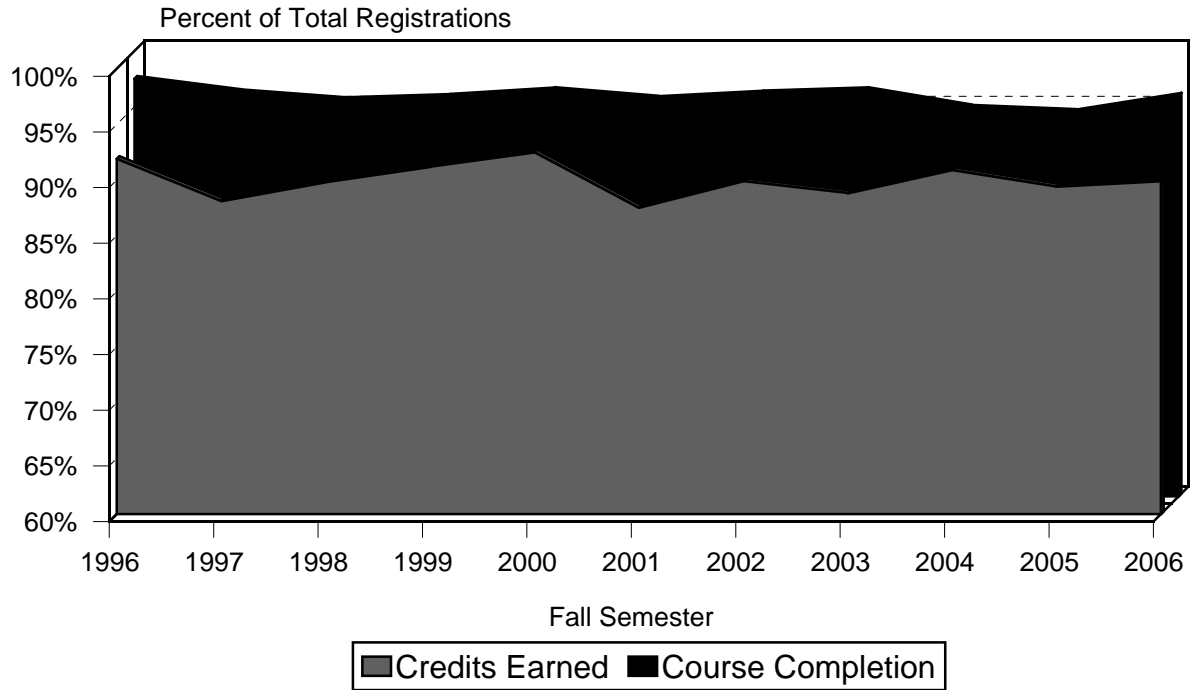


Figure 4  
Current Grade Point Average

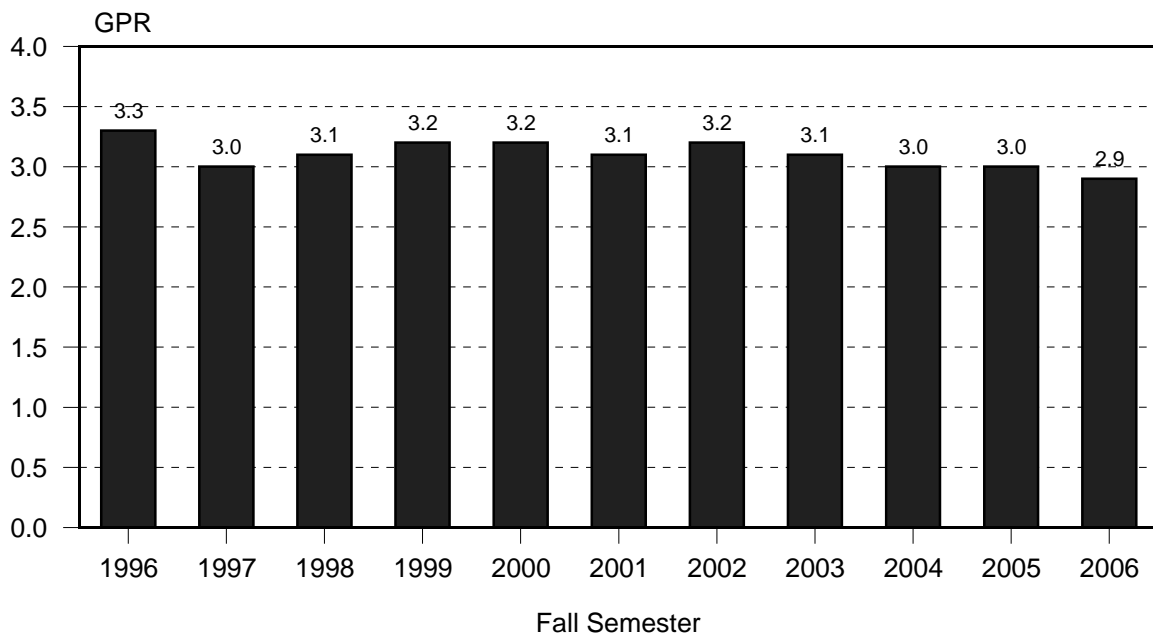


TABLE 1  
DISTRIBUTION OF GRADES  
UNIVERSITY OF HAWAI'I - WEST O'AHU  
FALL 2006

COURSE OFFERING	TOTAL STUDENT REGISTR	CREDITS EARNED					CREDITS NOT EARNED				
		SUBT	A	B	C	D	SUBT	W	I	F	Other
FALL 2006 .....	2,375	2,134	804	793	439	98	241	96	57	88	
PERCENT .....	100.0	89.9	33.9	33.4	18.5	4.1	10.1	4.0	2.4	3.7	
HUMANITIES .....	388	338	103	137	80	18	50	18	15	17	
PERCENT .....	100.0	87.1	26.5	35.3	20.6	4.6	12.9	4.6	3.9	4.4	
PROFESSIONAL STUDIES....	869	796	396	277	103	20	73	32	20	21	
PERCENT .....	100.0	91.6	45.6	31.9	11.9	2.3	8.4	3.7	2.3	2.4	
SOCIAL SCIENCES.....	1,115	998	305	377	256	60	117	46	22	49	
PERCENT .....	100.0	89.5	27.4	33.8	23.0	5.4	10.5	4.1	2.0	4.4	
FALL 2005 .....	2,453	2,193	928	790	377	98	260	134	56	69	
PERCENT .....	100.0	89.4	37.8	32.2	15.4	4.0	10.6	5.5	2.3	2.8	
FALL 2004 1/ .....	2,372	2,156	946	780	355	75	216	126		89	
PERCENT .....	100.0	90.9	39.9	32.9	15.0	3.2	9.1	5.3		3.8	
FALL 2003 .....	2,375	2,110	1,000	725	320	65	265	82	90	59	33
PERCENT .....	100.0	88.8	42.1	30.5	13.5	2.7	11.2	3.5	3.8	2.5	1.4

Note: Due to their personally identifiable nature, data may have been excluded from this table in accordance with the Family Educational Rights and Privacy Act. Thus, figures may not sum to totals.

1/ Change in grade ditribution for Credits Not Earned likely due to timing of data freeze.

Source: BANNER Operational Data Store (ODS) IRO\_REGS EOS.

TABLE 2  
CREDITS EARNED RATIOS  
UNIVERSITY OF HAWAI'I - WEST O'AHU  
FALL 1996 TO FALL 2006

COURSE OFFERING	FALL SEMESTER										
	1996	1997	1998	1999	2000	2001	2002	2003	2004	2005	2006
TOTAL .....	91.9	88.1	89.8	91.2	92.5	87.5	89.9	88.8	90.9	89.4	89.9
HUMANITIES .....	88.8	82.9	84.1	91.3	89.3	84.8	86.1	82.3	88.5	86.5	87.1
Hawaiian-Pac Studies.....				95.5	86.4	91.1	88.6	76.0	92.2	94.1	93.1
History .....	89.2	86.8	95.4	94.0	92.9	82.9	84.4	85.5	93.8	85.1	89.1
Humanities .....	92.0	82.6	79.3	92.6	88.7	80.7	81.9	84.4	82.8	84.3	82.7
Literature 1/ .....	84.8	79.2	77.6	87.3	90.1	90.0	88.9	78.1	95.2	85.4	84.6
Philosophy .....	78.6	80.0	88.7	82.9	80.0	87.5	100.0	81.0	82.1	86.4	88.3
PROFESSIONAL STUDIES ..	93.2	91.0	93.4	94.7	94.0	88.8	91.6	93.0	92.1	91.1	91.6
Business Administration .....	92.4	93.6	93.0	93.6	92.9	88.6	91.9	92.3	90.8	89.0	90.3
Professional Studies 2/.....	94.1	88.3	90.6								
Public Administration .....	94.3	88.0	96.0	96.5	95.5	89.0	91.4	93.9	93.5	94.0	93.5
SOCIAL SCIENCES .....	92.4	88.0	89.1	88.9	92.6	87.9	89.9	87.7	90.9	89.1	89.5
Anthropology .....	89.9	89.2	83.3	88.8	95.7	90.2	93.6	92.4	93.9	90.4	92.7
Early Childhood Ed 3/ .....											71.9
Economics .....	91.5	87.2	88.8	88.5	92.1	87.8	89.7	91.9	94.4	87.0	85.2
Political Science .....	90.9	83.7	82.8	84.0	82.9	80.0	81.5	83.2	87.9	88.2	78.4
Psychology .....	93.5	86.9	91.5	90.6	90.6	89.8	90.8	86.4	90.4	89.7	92.9
Social Science .....	95.5	86.0	88.5	84.9	95.5	83.3	86.7	84.7	90.6	86.6	90.9
Sociology .....	90.9	92.8	90.5	90.7	95.1	89.3	95.0	90.9	88.8	92.4	90.4
GENERAL .....			100.0	83.3	100.0	57.1	100.0	100.0	100.0	100.0	66.7
Aerospace Studies .....			100.0	83.3	100.0	100.0	100.0	100.0	100.0		
Military Science.....						25.0	100.0	100.0	100.0	100.0	66.7

Credits Earned Ratio: Student registrations which earned the credits attempted, divided by total student registrations.

1/ Name change from English in Spring 1998.

2/ Effective Fall 1998, the Professional Studies degree option was replaced with two new degree options in Business Administration and Public Administration.

3/ Concentration in Early Childhood Education within the BA in Social Sciences approved by the UH Board of Regents in January 2006.

Source: Report 1442B, "Distribution of Grades and Average Grade." Fall 2003 data from Student Information Management System (SIMS).  
Effective Fall 2004, data from BANNER Operational Data Store (ODS) IRO\_REGS EOS.

**TABLE 3  
COURSE COMPLETION RATIOS  
UNIVERSITY OF HAWAI'I - WEST O'AHU  
FALL 1996 TO FALL 2006**

COURSE OFFERING	FALL SEMESTER										
	1996	1997	1998	1999	2000	2001	2002	2003	2004	2005	2006
TOTAL .....	97.5	96.3	95.6	95.9	96.5	95.7	96.2	96.5	94.9	94.5	96.0
HUMANITIES .....	96.7	96.1	92.5	96.5	96.4	95.6	95.6	93.7	94.4	93.5	95.4
Hawaiian-Pac Studies.....				97.7	95.5	97.8	98.6	96.1	97.1	98.5	96.6
History .....	94.1	96.2	98.9	98.8	95.3	94.3	88.9	96.9	96.8	90.4	95.0
Humanities .....	97.5	95.1	90.2	96.3	95.8	92.8	96.6	94.3	91.8	91.0	93.3
Literature 1/ .....	99.0	96.1	89.6	95.8	98.9	98.8	98.6	93.7	97.8	96.6	98.5
Philosophy .....	92.9	100.0	92.5	91.4	96.0	100.0	100.0	85.7	86.4	93.2	95.0
PROFESSIONAL STUDIES .....	97.4	97.5	97.6	96.8	97.0	95.4	96.8	97.5	96.3	95.9	96.3
Business Administration .....	96.6	97.8	97.3	95.9	96.1	95.3	96.5	96.9	96.7	95.8	95.3
Professional Studies 2/.....	99.3	96.9	97.8								
Public Administration .....	97.5	97.4	98.0	98.2	98.2	95.5	97.1	98.1	95.8	96.1	97.7
SOCIAL SCIENCES .....	97.9	95.5	95.2	95.1	96.1	95.8	96.0	96.8	93.8	93.8	95.9
Anthropology .....	97.5	97.3	93.3	98.4	98.3	95.1	96.3	98.0	96.5	95.7	96.0
Early Childhood Ed 3/ .....											84.2
Economics .....	98.3	94.7	95.0	93.1	92.1	97.8	96.6	97.2	96.7	94.6	96.3
Political Science .....	100.0	100.0	94.3	92.0	90.8	100.0	98.4	91.4	92.6	97.1	91.9
Psychology .....	97.6	93.6	96.0	95.9	95.0	95.2	95.3	97.5	92.0	92.2	97.6
Social Science .....	99.1	93.0	92.1	90.5	98.5	93.2	95.2	95.9	94.6	92.8	97.4
Sociology .....	97.3	97.6	96.8	97.7	98.0	97.2	97.0	97.0	94.1	96.5	94.4
GENERAL .....			100.0	83.3	100.0	100.0	100.0	100.0	100.0	100.0	100.0
Aerospace Studies .....			100.0	83.3	100.0	100.0	100.0	100.0	100.0	100.0	100.0
Military Science.....						100.0	100.0	100.0	100.0	100.0	100.0

Course Completion Ratio: Student registrations at the end of the semester excluding those with "W" grades, divided by total student registrations.

1/ Name change from English in Spring 1998.

2/ Effective Fall 1998, the Professional Studies degree option was replaced with two new degree options in Business Administration and Public Administration.

3/ Concentration in Early Childhood Education within the BA in Social Sciences approved by the UH Board of Regents in January 2006.

Source: Report 1442B, "Distribution of Grades and Average Grade." Fall 2003 data from Student Information Management System (SIMS).

Effective Fall 2004, data from BANNER Operational Data Store (ODS) IRO\_REGS EOS.

**TABLE 4**  
**GRADE POINT RATIOS BY SEMESTER**  
**UNIVERSITY OF HAWAI'I - WEST O'AHU**  
**FALL 2002 TO FALL 2006**

MAJOR	Fall 2002		Fall 2003		Fall 2004		Fall 2005		Fall 2006	
	No. of Stud	Curr GPR	No. of Stud	Curr GPR	No. of Stud	Curr GPR	No. of Stud	Curr GPR	No. of Stud	Curr GPR
Total 1/ .....	782	3.2	789	3.1	802	3.0	819	3.0	832	2.9
Accounting .....	101	3.1	104	3.0	96	3.1	108	3.2	99	3.0
Anthropology .....	15	3.3	14	3.1	11	3.2	13	3.3	16	3.0
Business Administration .....	132	2.9	136	2.9	123	2.8	170	2.8	152	2.7
Disaster Prepare & Emg Mgt 2/.....									5	4.0
Early Childhood Education 3/ .....									32	2.6
Economics .....	6	2.9	5	2.9	5	3.1	13	2.9	12	2.7
Hawaiian-Pac Studies.....	8	3.4	6	3.1	14	3.3	13	3.2	15	2.6
History .....	32	3.3	34	2.9	35	3.1	37	2.9	30	2.8
Justice Administration .....	70	3.2	77	3.2	72	3.0	62	3.2	56	3.2
Literature .....	22	3.4	16	2.9	17	3.4	20	3.4	16	3.1
Philosophy .....	6	3.9	7	3.4	9	3.0	10	3.5	12	3.2
Political Science .....	22	3.4	26	3.4	23	3.1	13	2.9	10	2.7
Psychology .....	156	3.3	156	3.2	167	3.0	155	3.0	144	2.8
Public Administration .....	45	3.3	47	3.3	47	3.2	55	3.2	52	3.4
Social Science .....	40	3.0	51	3.3	68	2.8	59	3.0	65	3.0
Sociology .....	46	3.0	42	2.7	48	2.9	38	2.7	46	2.7
Substance Abuse .....	15	3.3	7	3.6	15	3.0	8	3.3	6	3.3
Unclassified 4/ .....	62	3.1	45	2.8	51	2.8	43	3.2	60	2.8
No Data .....			15	2.7						

1/ Due to their personally identifiable nature, table may exclude small numbers in accordance with the Family Educational Rights & Privacy Act.

2/ Certificate in Disaster Preparedness and Emergency Management approved by the UH Board of Regents in June 2002, effective Fall 2002.

3/ Early Childhood Education concentration within the BA in Social Sciences approved by the UH Board of Regents in January 2006, effective Fall 2006.

4/ Includes students whose Home Campus, as defined in Banner / ODS, is not UH-West O'ahu.

Source: Prior to Fall 2002, data from Report 3060A. Fall 2002 and Fall 2003 data from Student Information Management System (SIMS).  
Effective Fall 2004, data from BANNER Operational Data Store (ODS) IRO\_BASE EOS.

TABLE 5  
 GRADE POINT RATIOS BY STUDENT LEVEL  
 UNIVERSITY OF HAWAII - WEST O'AHU  
 FALL 2006

MAJOR	TOTAL		JUNIORS		SENIORS		OTHERS 1/	
	No. of Stud	Curr GPR	No. of Stud	Curr GPR	No. of Stud	Curr GPR	No. of Stud	Curr GPR
Total 2/.....	832	2.9	194	2.7	577	3.0	61	2.8
Accounting .....	99	3.0	18	3.1	81	3.0		
Anthropology .....	16	3.0	7	3.3	9	2.7		
Business Administration .....	152	2.7	34	2.3	118	2.8		
Disaster Preparedness .....	5	4.0			5	4.0		
Early Childhood Education 3/.....	32	2.6	16	2.4	16	2.7		
Economics .....	12	2.7	3	2.0	9	2.9		
Hawaiian-Pac Studies.....	15	2.6	5	2.3	10	2.9		
History .....	30	2.8	7	2.4	23	2.8		
Justice Administration .....	56	3.2	13	2.8	43	3.3		
Literature .....	16	3.1	4	3.6	12	2.9		
Philosophy .....	12	3.2			11	3.2		
Political Science .....	10	2.7	4	2.3	6	2.9		
Psychology .....	144	2.8	38	2.6	106	2.8		
Public Administration .....	52	3.4	12	3.3	40	3.4		
Social Science .....	65	3.0	16	3.3	49	2.9		
Sociology .....	46	2.7	15	2.5	31	2.8		
Substance Abuse .....	6	3.3			5	3.4		
Unclassified .....	60	2.8					60	2.8
Regular Unclassified .....	35	2.6					35	2.6
Home-Based at Other UH .....	25	3.0					25	3.0

1/ Includes unclassified students, students without educational level data, and students missing credit information resulting in student level calculations below Junior.

2/ Due to their personally identifiable nature, data may have been excluded from this table in accordance with the Family Educational Rights & Privacy Act.

3/ Early Childhood Education concentration within the BA in Social Sciences approved by the UH Board of Regents in January 2006, effective Fall 2006.

Source: BANNER Operational Data Store (ODS) IRO\_BASE EOS.



TABLE 6  
 GRADE POINT DISTRIBUTION BY GENDER  
 UNIVERSITY OF HAWAI'I - WEST O'AHU  
 FALL 2006

GENDER / GPR RANGE	CURRENT GPR		CUMULATIVE GPR	
	No.	Avg. GPR	No.	Avg. GPR
Total 1/ .....	832	2.95	832	2.99
4.0 .....	171		75	
3.7 - 3.999 .....	31		74	
3.3 - 3.699 .....	129		141	
3.0 - 3.299 .....	197		184	
2.7 - 2.999 .....	20		72	
2.3 - 2.699 .....	89		114	
2.0 - 2.299 .....	105		83	
1.7 - 1.999 .....	7		29	
1.3 - 1.699 .....	28		19	
1.0 - 1.299 .....	21		14	
0.0 - 0.699 .....	33		25	
Men 1/ .....	263	2.91	263	2.97
4.0 .....	54		18	
3.7 - 3.999 .....	8		22	
3.3 - 3.699 .....	40		48	
3.0 - 3.299 .....	54		57	
2.7 - 2.999 .....	9		23	
2.3 - 2.699 .....	37		39	
2.0 - 2.299 .....	31		23	
1.7 - 1.999 .....	3		12	
1.3 - 1.699 .....	7		6	
1.0 - 1.299 .....	5		3	
0.0 - 0.699 .....	14		11	
Women 1/ .....	569	2.97	569	3.00
4.0 .....	117		57	
3.7 - 3.999 .....	23		52	
3.3 - 3.699 .....	89		93	
3.0 - 3.299 .....	143		127	
2.7 - 2.999 .....	11		49	
2.3 - 2.699 .....	52		75	
2.0 - 2.299 .....	74		60	
1.7 - 1.999 .....	4		17	
1.3 - 1.699 .....	21		13	
1.0 - 1.299 .....	16		11	
0.0 - 0.699 .....	19		14	

1/ Due to their personally identifiable nature, data may have been excluded from this table in accordance with the Family Educational Rights & Privacy Act.