

# **HIGH SCHOOL BACKGROUND OF FIRST-TIME STUDENTS**

**UNIVERSITY OF HAWAII**

**FALL 1998**

Institutional Research Office

University of Hawaii

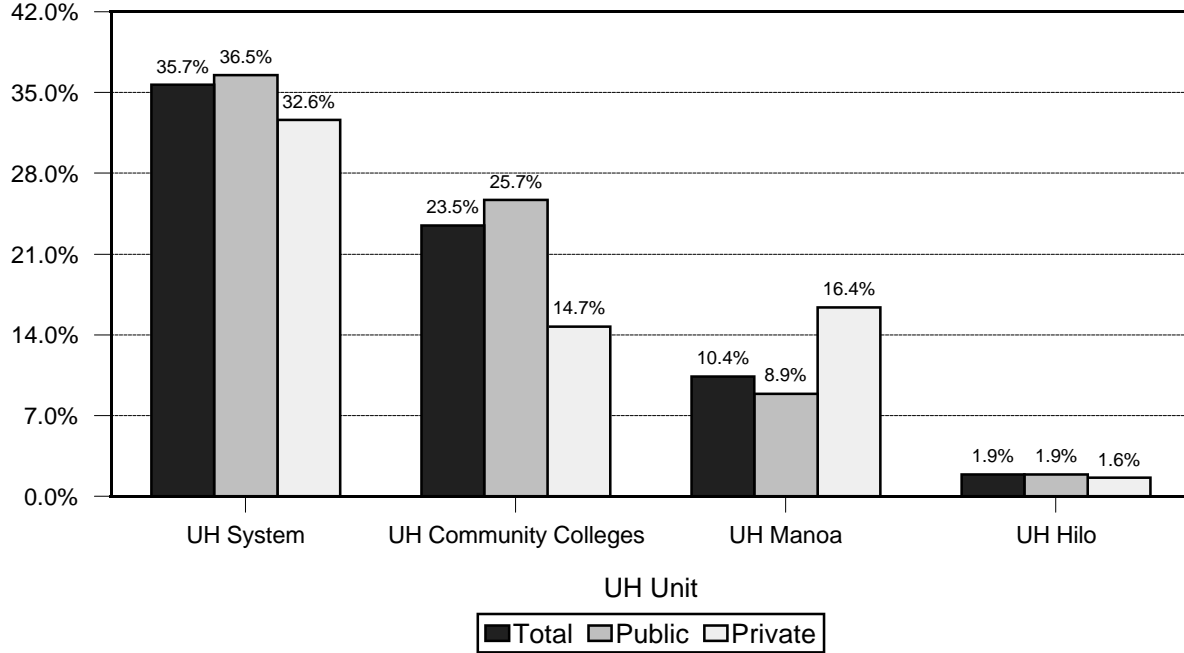
October 1998

File Reference: Management and Planning Support Folder, Students

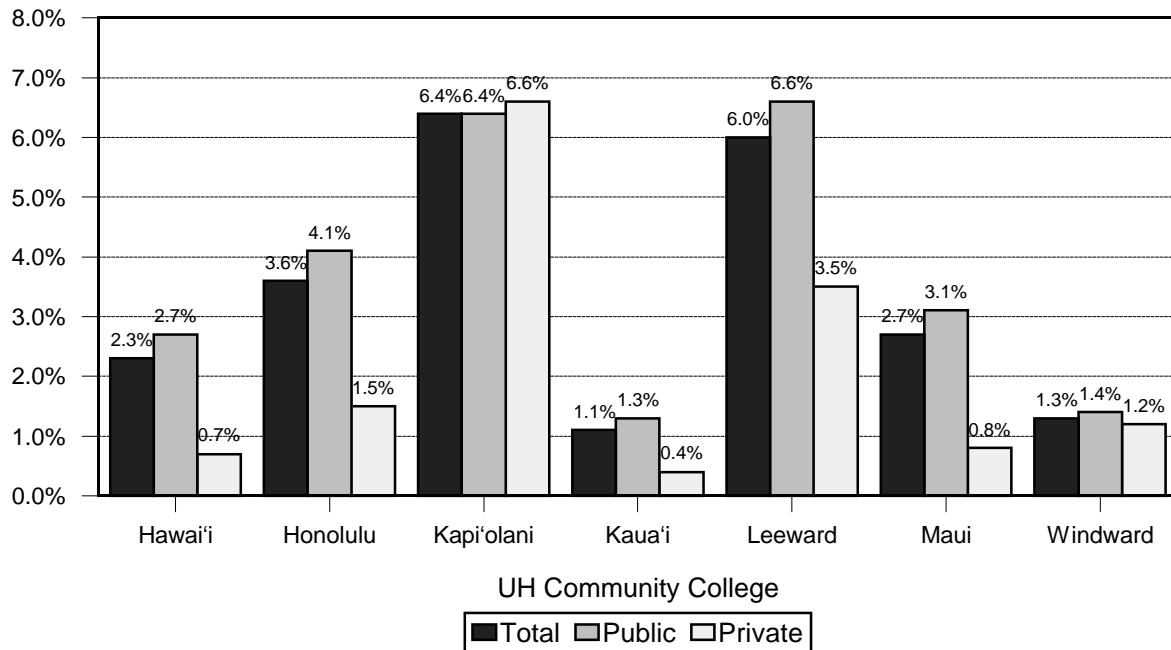
Reports now available online at: <http://www.hawaii.edu/iro/>

# Going Rates Into the University of Hawai'i

**Figure 1**  
**Going Rates, by UH Unit**  
**From Public and Private High Schools, Fall 1998**

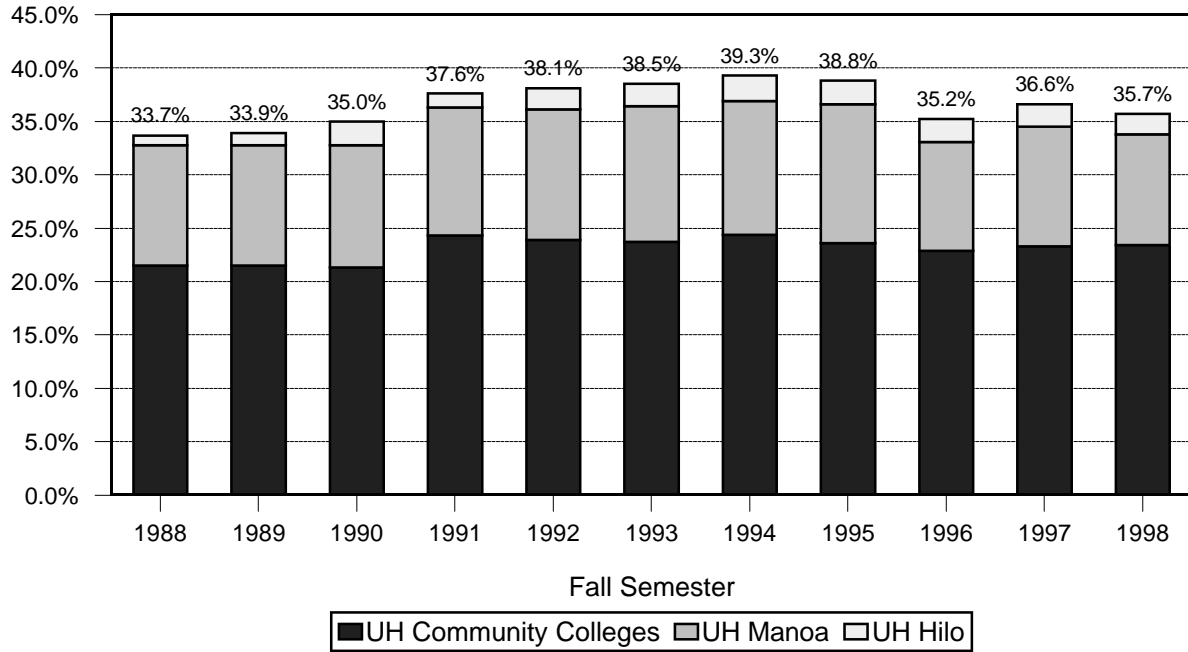


**Figure 2**  
**Going Rates, by UH Community College**  
**From Public and Private High Schools, Fall 1998**



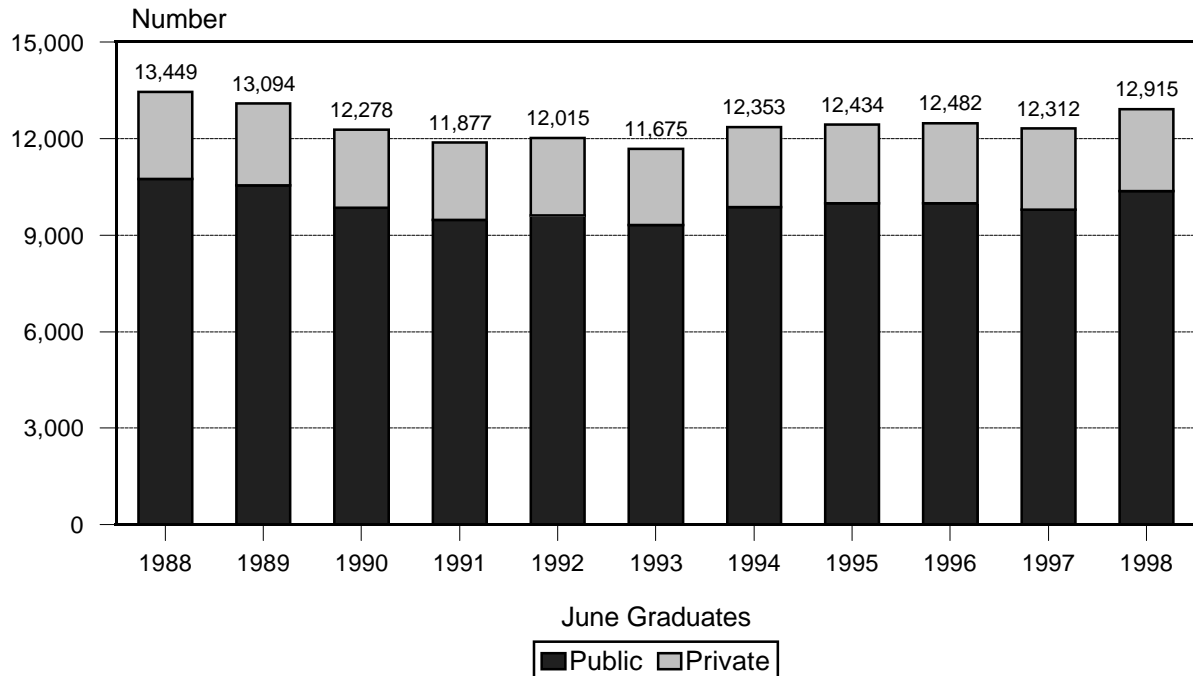
# Going Rates Into the University of Hawai'i

## Figure 3 Going Rates by UH Unit, Historical



Note: Bars stack to show UH system going rate.

## Figure 4 Hawai'i State High School Graduates By Public and Private High School



# Going Rates Into the University of Hawai'i

---

Figure 5  
Going Rates By UH Unit, Historical

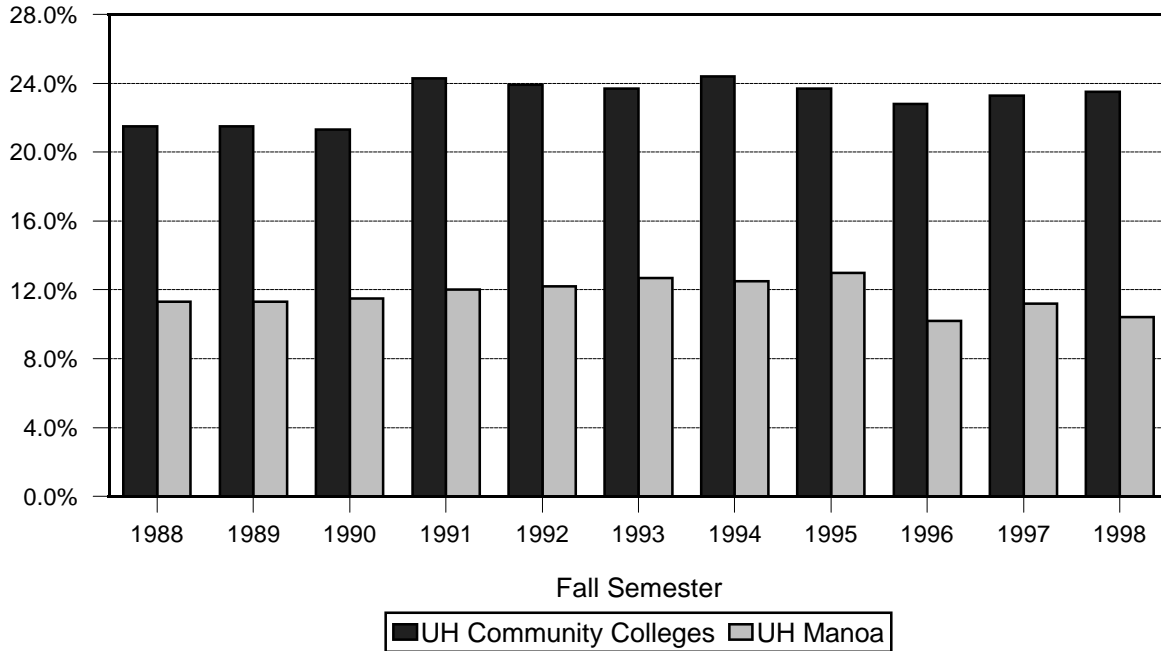
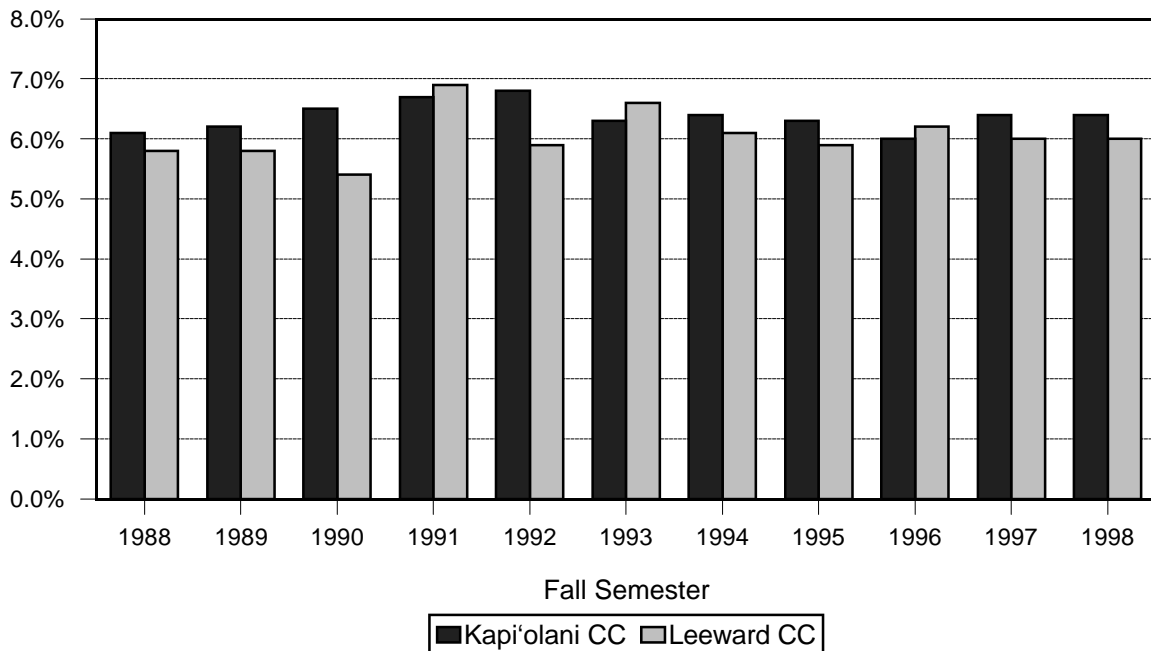


Figure 6  
Going Rates By UH Unit, Historical



# Going Rates Into the University of Hawai'i

Figure 7  
Going Rates By UH Unit, Historical

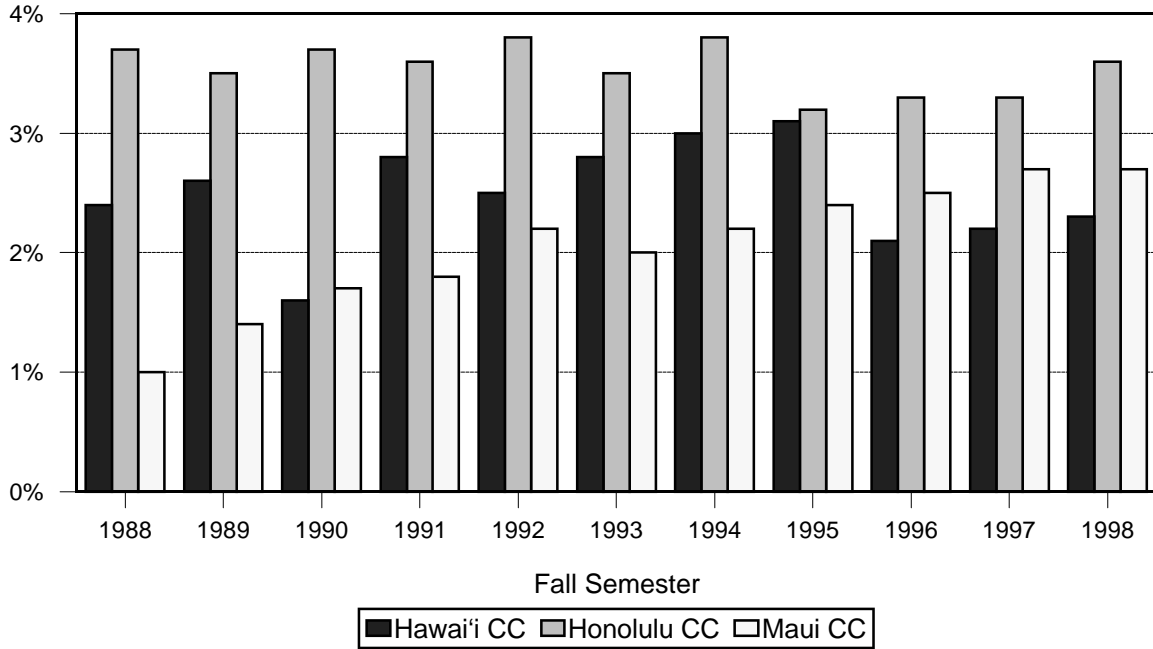


Figure 8  
Going Rates By UH Unit, Historical

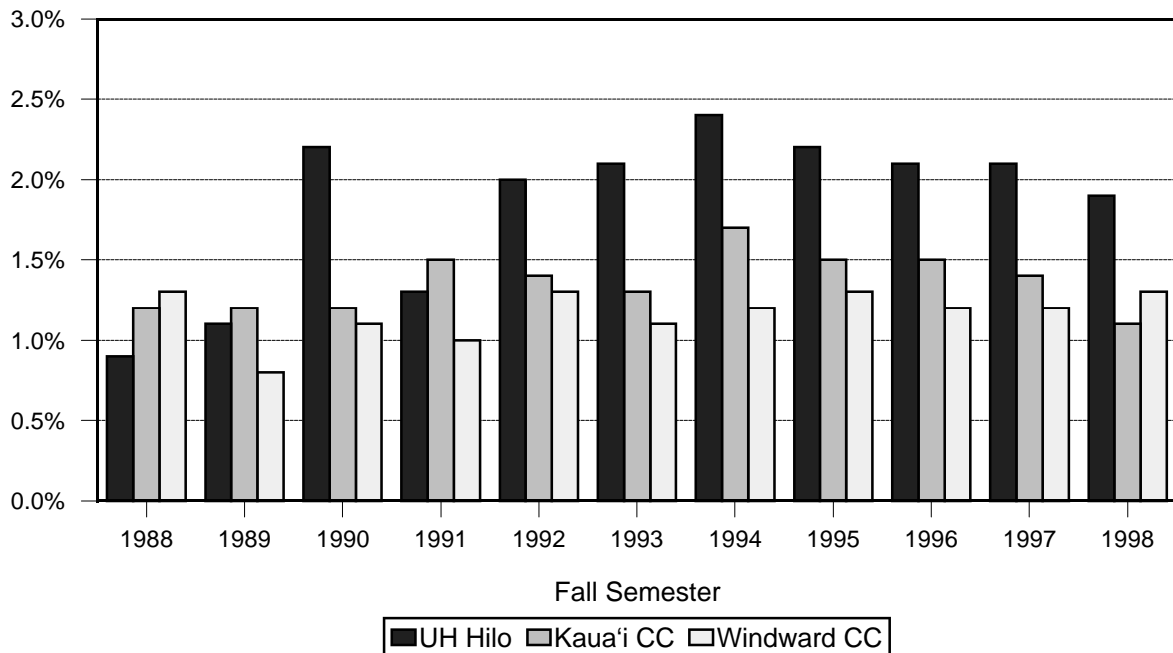


Figure 9  
Geographic Origin of First-Time Students

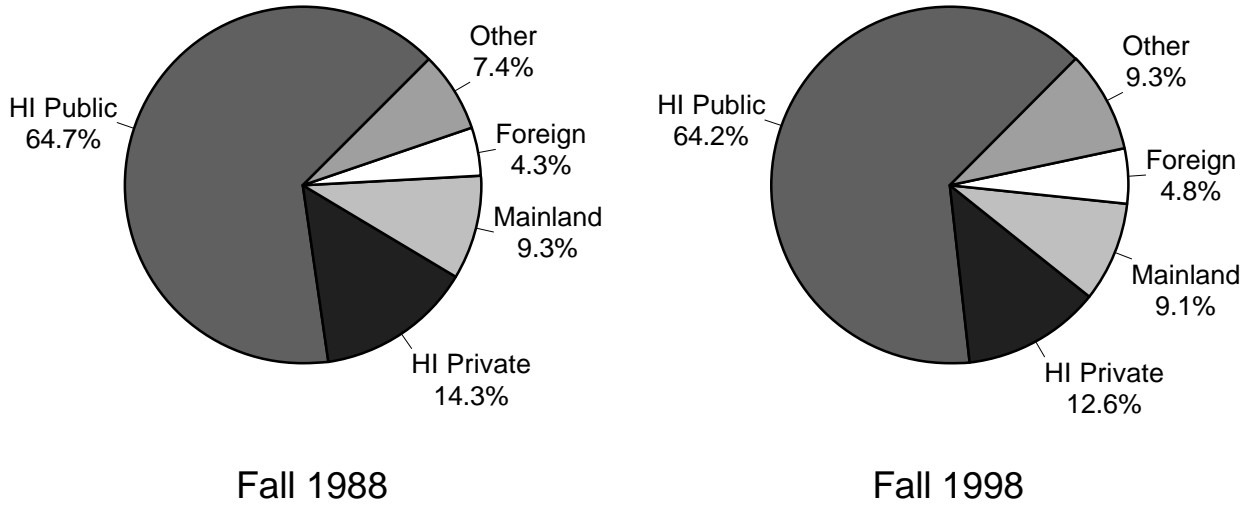


Figure 10  
First-Time Students by Year of High School Graduation

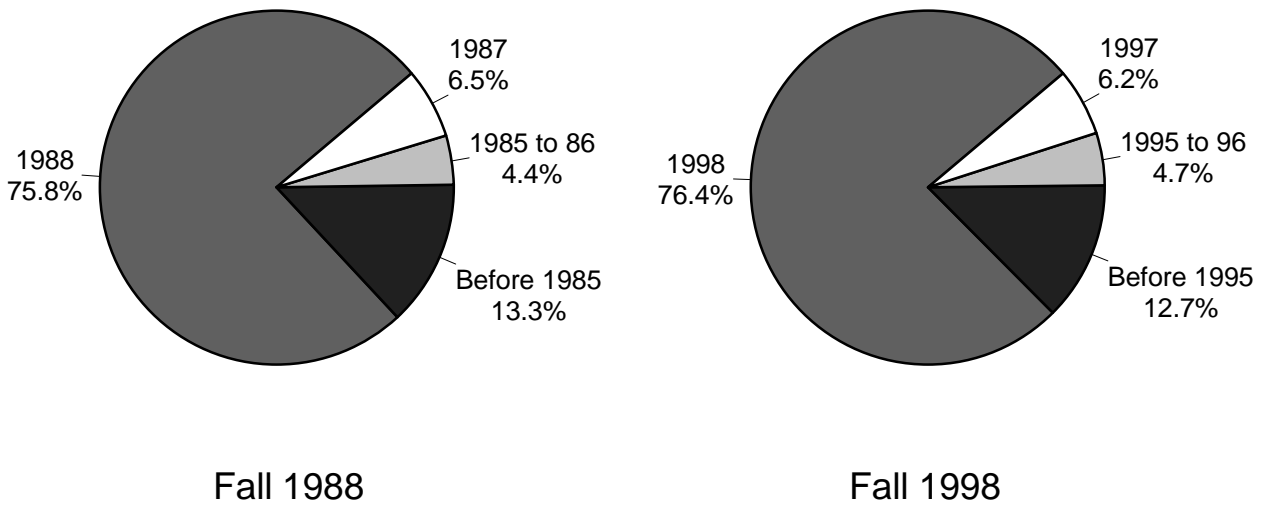


TABLE 1  
DISTRIBUTION OF FIRST-TIME STUDENTS BY UH CAMPUS  
AND BY GEOGRAPHIC LOCATION OF HIGH SCHOOL  
UNIVERSITY OF HAWAII  
FALL 1998

GEOGRAPHIC LOCATION OF HIGH SCHOOL	TOTAL No. V%		UH MANOA 1/ No. V%		UH HILO 1/ No. V%		UH COMMUNITY COLLEGES															
							Subtotal No. V%		Hawaii No. V%		Honolulu No. V%		Kapi'olani No. V%		Kaua'i No. V%		Leeward No. V%		Maui No. V%		Windward No. V%	
TOTAL .....	7,869	100.0	1,483	100.0	362	100.0	6,024	100.0	692	100.0	1,005	100.0	1,402	100.0	228	100.0	1,264	100.0	1,102	100.0	331	100.0
HAWAII STATE .....	6,040	76.8	1,366	92.1	258	71.3	4,416	73.3	471	68.1	659	65.6	1,113	79.4	185	81.1	1,013	80.1	711	64.5	264	79.8
Public .....	5,050	64.2	940	63.4	214	59.1	3,896	64.7	447	64.6	606	60.3	897	64.0	175	76.8	905	71.6	644	58.4	222	67.1
O'ahu, Regular .....	3,365	42.8	766	51.7	28	7.7	2,571	42.7	38	5.5	573	57.0	807	57.6	3	1.3	883	69.9	49	4.4	218	65.9
Honolulu .....	1,147	14.6	296	20.0	7	1.9	844	14.0	3	0.4	264	26.3	519	37.0	1	0.4	31	2.5	11	1.0	15	4.5
Leeward .....	1,722	21.9	393	26.5	16	4.4	1,313	21.8	17	2.5	241	24.0	193	13.8			830	65.7	24	2.2	8	2.4
Windward .....	496	6.3	77	5.2	5	1.4	414	6.9	18	2.6	68	6.8	95	6.8	2	0.9	22	1.7	14	1.3	195	58.9
O'ahu, Special .....	4	0.1					4	0.1	1	0.1			2	0.1					1	0.1		
Hawaii .....	700	8.9	75	5.1	164	45.3	461	7.7	392	56.6	13	1.3	32	2.3			6	0.5	15	1.4	3	0.9
Kaua'i .....	275	3.5	38	2.6	4	1.1	233	3.9	8	1.2	12	1.2	22	1.6	170	74.6	9	0.7	12	1.1		
Maui County .....	706	9.0	61	4.1	18	5.0	627	10.4	8	1.2	8	0.8	34	2.4	2	0.9	7	0.6	567	51.5	1	0.3
Lanai .....	28	0.4	2	0.1			26	0.4	2	0.3	1	0.1	7	0.5	1	0.4	4	0.3	11	1.0		
Maui .....	621	7.9	56	3.8	16	4.4	549	9.1	4	0.6	4	0.4	21	1.5	1	0.4	2	0.2	516	46.8	1	0.3
Moloka'i .....	57	0.7	3	0.2	2	0.6	52	0.9	2	0.3	3	0.3	6	0.4			1	0.1	40	3.6		
Private .....	990	12.6	426	28.7	44	12.2	520	8.6	24	3.5	53	5.3	216	15.4	10	4.4	108	8.5	67	6.1	42	12.7
O'ahu .....	883	11.2	409	27.6	22	6.1	452	7.5	6	0.9	51	5.1	212	15.1	7	3.1	108	8.5	27	2.5	41	12.4
Hawaii .....	48	0.6	6	0.4	22	6.1	20	0.3	16	2.3			3	0.2							1	0.3
Kaua'i .....	3	<0.1					3	<0.1							3	1.3						
Maui .....	56	0.7	11	0.7			45	0.7	2	0.3	2	0.2	1	0.1					40	3.6		
OTHER THAN HAWAII .....	1,088	13.8	116	7.8	100	27.6	872	14.5	84	12.1	86	8.6	204	14.6	29	12.7	147	11.6	290	26.3	32	9.7
U.S. Mainland .....	665	8.5	87	5.9	75	20.7	503	8.3	46	6.6	39	3.9	76	5.4	20	8.8	106	8.4	186	16.9	30	9.1
U.S. Possessions .....	48	0.6	4	0.3	3	0.8	41	0.7	2	0.3	13	1.3	13	0.9	6	2.6	6	0.5			1	0.3
Foreign Countries .....	375	4.8	25	1.7	22	6.1	328	5.4	36	5.2	34	3.4	115	8.2	3	1.3	35	2.8	104	9.4	1	0.3
OTHER SPECIAL .....	459	5.8	1	0.1	2	0.6	456	7.6	71	10.3	65	6.5	85	6.1	14	6.1	94	7.4	92	8.3	35	10.6
GED 2/ .....	328	4.2	1	0.1	2	0.6	325	5.4	49	7.1	44	4.4	64	4.6	10	4.4	58	4.6	71	6.4	29	8.8
Defunct High School .....	1	<0.1					1	<0.1					1	0.1								
Not High School Grad .....	130	1.7					130	2.2	22	3.2	21	2.1	20	1.4	4	1.8	36	2.8	21	1.9	6	1.8
NO DATA .....	282	3.6			2	0.6	280	4.6	66	9.5	195	19.4					10	0.8	9	0.8		

1/ Entering freshmen only.

2/ Students who earned high school diplomas through completion of the General Education Development (GED) examination.

SOURCES: Report 1428, "High School Background of Entering Freshmen," for UHM and UHH;  
Report 2510, "High School Backgrounds of Entering Students," for the Community Colleges.

TABLE 2  
HAWAI'I STATE HIGH SCHOOL GRADUATES ENTERING THE UNIVERSITY OF HAWAI'I  
BY YEAR OF HIGH SCHOOL GRADUATION AND UH CAMPUS  
UNIVERSITY OF HAWAI'I  
FALL 1998

UH CAMPUS	TOTAL	YEAR OF HIGH SCHOOL GRADUATION													
		1998		1997		1996		1995		1994		Before 1994		No Data	
		No.	H%	No.	H%	No.	H%	No.	H%	No.	H%	No.	H%	No.	H%
TOTAL .....	6,040	4,617	76.4	374	6.2	167	2.8	117	1.9	93	1.5	662	11.0	10	0.2
UH at Manoa 1/ .....	1,366	1,341	98.2	16	1.2	3	0.2			1	0.1	5	0.4		
UH at Hilo 1/ .....	258	239	92.6	15	5.8	1	0.4	1	0.4			2	0.8		
Community Colleges ....	4,416	3,037	68.8	343	7.8	163	3.7	116	2.6	92	2.1	655	14.8	10	0.2
Hawai'i CC .....	471	303	64.3	49	10.4	14	3.0	5	1.1	9	1.9	89	18.9	2	0.4
Honolulu CC .....	659	466	70.7	51	7.7	28	4.2	11	1.7	14	2.1	88	13.4	1	0.2
Kapi'olani CC .....	1,113	828	74.4	75	6.7	40	3.6	34	3.1	19	1.7	116	10.4	1	0.1
Kaua'i CC .....	185	144	77.8	12	6.5	5	2.7	3	1.6	4	2.2	17	9.2		
Leeward CC .....	1,013	776	76.6	72	7.1	33	3.3	28	2.8	16	1.6	87	8.6	1	0.1
Maui CC .....	711	346	48.7	64	9.0	31	4.4	31	4.4	24	3.4	210	29.5	5	0.7
Windard CC .....	264	174	65.9	20	7.6	12	4.5	4	1.5	6	2.3	48	18.2		

1/ Entering freshmen only.

SOURCES: Report 1428, "High School Backgrounds of Entering Freshmen," for UHM and UHH;  
Report 2510, "High School Backgrounds of Entering Students," for the Community Colleges.



TABLE 3  
 THE 1998 HAWAII STATE HIGH SCHOOL GRADUATES ENTERING THE UNIVERSITY OF HAWAII  
 BY UH CAMPUS, HIGH SCHOOL DISTRICT AND HIGH SCHOOL  
 UNIVERSITY OF HAWAII  
 FALL 1998

DISTRICT AND SCHOOL	1998 HIGH SCHOOL GRADS 1/	TOTAL UH		UH MANOA 2/		UH HILO 2/		UH COMMUNITY COLLEGES															
		No.	Going Rate	No.	Going Rate	No.	Going Rate	SUBTOTAL	Hawai'i	Honolulu	Kapi'olani	Kaua'i	Leeward	Maui	Windward								
								No.	Going Rate	No.	Going Rate	No.	Going Rate	No.	Going Rate	No.	Going Rate	No.	Going Rate				
TOTAL .....	12,915	4,617	36	1,341	10	239	2	3,037	24	303	2	466	4	828	6	144	1	776	6	346	3	174	1
PUBLIC SCHOOLS .....	10,369	3,787	37	924	9	199	2	2,664	26	285	3	428	4	661	6	135	1	687	7	325	3	143	1
O'ahu, Regular .....	6,812	2,601	38	752	11	26	<1	1,823	27	9	<1	407	6	587	9			675	10	5	<1	140	2
Honolulu .....	1,872	887	47	292	16	6	<1	589	31			178	10	394	21			14	<1			3	<1
Farrington .....	391	120	31	17	4			103	26			50	13	48	12			5	1				
Kaimuki .....	289	136	47	47	16	1	<1	88	30			20	7	63	22			4	1			1	<1
Kaiser .....	280	134	48	59	21	3	1	72	26			13	5	59	21								
Kalani .....	240	146	61	59	25	1	<1	86	36			13	5	72	30			1	<1				
McKinley .....	347	191	55	63	18			128	37			58	17	67	19			2	<1			1	<1
Roosevelt .....	325	160	49	47	14	1	<1	112	34			24	7	85	26			2	<1			1	<1
Leeward .....	3,832	1,380	36	385	10	15	<1	980	26	4	<1	185	5	128	3			655	17	3	<1	5	<1
Central .....	2,071	810	39	246	12	13	<1	551	27	3	<1	115	6	77	4			350	17	2	<1	4	<1
Aiea .....	341	151	44	46	13	4	1	101	30	2	<1	22	6	21	6			56	16				
Leilehua .....	313	72	23	13	4	1	<1	58	19			3	<1	3	<1			52	17				
Mililani .....	507	232	46	74	15	6	1	152	30	1	<1	14	3	18	4			118	23			1	<1
Moanalua .....	503	241	48	83	17	1	<1	157	31			50	10	27	5			75	15	2	<1	3	<1
Radford .....	270	71	26	22	8			49	18			15	6	6	2			28	10				
Waialua .....	137	43	31	8	6	1	<1	34	25			11	8	2	1			21	15				
Leeward .....	1,761	570	32	139	8	2	<1	429	24	1	<1	70	4	51	3			305	17	1	<1	1	<1
Campbell .....	357	95	27	14	4			81	23			13	4	12	3			56	16				
Nanakuli .....	153	23	15	6	4			17	11			2	1	4	3			11	7				
Pearl City .....	411	229	56	86	21			143	35			23	6	13	3			107	26				
Wai'anae .....	375	78	21	15	4	1	<1	62	17	1	<1	7	2	10	3			44	12				
Waipahu .....	465	145	31	18	4	1	<1	126	27			25	5	12	3			87	19	1	<1	1	<1
Windward .....	1,108	334	30	75	7	5	<1	254	23	5	<1	44	4	65	6			6	<1	2	<1	132	12
Castle .....	417	158	38	30	7			128	31	1	<1	20	5	30	7			2	<1	1	<1	74	18
Kahuku .....	291	45	15	13	4	1	<1	31	11	1	<1	6	2	4	1			3	1	1	<1	16	5
Kailua .....	223	73	33	22	10	1	<1	50	22	2	<1	11	5	16	7			1	<1			20	9
Kalaheo .....	177	58	33	10	6	3	2	45	25	1	<1	7	4	15	8							22	12
O'ahu, Special .....	2	2	100					2	100					1	50					1	50		
Hawai'i Center for Deaf & Blind .....	1	1	100					1	100					1	100								
Olomana .....	1	1	100					1	100											1	100		
Neighbor Islands .....	3,555	1,184	33	172	5	173	5	839	24	276	8	21	<1	73	2	135	4	12	<1	319	9	3	<1
Hawai'i .....	1,673	533	32	75	4	151	9	307	18	263	16	6	<1	26	2			2	<1	7	<1	3	<1
Hilo .....	352	143	41	17	5	41	12	85	24	79	22	1	<1	1	<1					3	<1	1	<1
Honoka'a .....	190	62	33	5	3	20	11	37	19	29	15	2	1	5	3			1	<1				
Ka'u .....	58	22	38	1	2	8	14	13	22	13	22												
Kohala .....	79	19	24	4	5	6	8	9	11	7	9	1	1	1	1								
Kona Waena .....	350	80	23	26	7	5	1	49	14	34	10	1	<1	12	3							2	<1
Laupahoehoe .....	30	4	13	1	3			3	10	3	10												
Pahoa .....	132	36	27	1	<1	17	13	18	14	13	10			2	2					3	2		
Waiakea .....	482	167	35	20	4	54	11	93	19	85	18	1	<1	5	1			1	<1	1	<1		



Table 3 (cont.)

DISTRICT AND SCHOOL	1998 HIGH SCHOOL GRADS 1/	TOTAL UH		UH MANOA 2/		UH HILO 2/		UH COMMUNITY COLLEGES															
		No.	Going Rate	No.	Going Rate	No.	Going Rate	SUBTOTAL		Hawai'i		Honolulu		Kapi'olani		Kaua'i		Leeward		Maui		Windward	
								No.	Going Rate	No.	Going Rate	No.	Going Rate	No.	Going Rate	No.	Going Rate	No.	Going Rate	No.	Going Rate	No.	Going Rate
Mau'i County .....	133	30	23	11	8			19	14	2	2	2	2	1	<1					14	11		
Ka'ahumanu Hou Christian .....	17	1	6					1	6			1	6										
Molokai Christian Acad .....	1																						
Saint Anthony .....	59	27	46	10	17			17	29	2	3	1	2							14	24		
Seabury Hall .....	56	2	4	1	2			1	2					1	2								
Kaua'i .....	10	3	30					3	30								3	30					
Kahili Adventist School .....	10	3	30					3	30								3	30					
Not Listed / Unknown / Defunct .....	NA	3	NA			1	NA	2	NA	2	NA												

1/ Excludes students who earned high school diplomas through the General Education Development (GED) examination.

2/ Entering freshmen only.

3/ First graduating class June 1998.

Note: The "going rate" is the percentage of high school graduates from the State of Hawai'i entering the University of Hawai'i in the fall semester immediately following graduation from high school.

SOURCES: UH Report 1428B, "Details of Hawai'i High School Backgrounds," for UHM and UHH; report 2510B, "Details of Hawai'i High School Backgrounds," for the UH Community Colleges. High School graduates data from the State of Hawai'i Dept. of Education and from the administrative offices of individual schools.

TABLE 4  
HISTORICAL "GOING RATES" OF HAWAI'I STATE HIGH SCHOOL GRADUATES  
INTO THE UNIVERSITY OF HAWAI'I SYSTEM 1/  
BY UH CAMPUS AND BY PUBLIC AND PRIVATE HIGH SCHOOLS  
FALL 1988 TO FALL 1998

CAMPUS AND FALL SEMESTER	TOTAL 2/		PUBLIC SCHOOLS		PRIVATE SCHOOLS	
	No.	Going Rate	No.	Going Rate	No.	Going Rate
TOTAL UH						
1988	4,529	33.7	3,637	33.8	892	33.1
1989	4,435	33.9	3,581	33.9	854	33.6
1990	4,296	35.0	3,438	34.9	858	35.3
1991	4,469	37.6	3,623	38.2	846	35.3
1992	4,580	38.1	3,761	39.1	819	34.1
1993	4,494	38.5	3,634	39.0	860	36.5
1994	4,855	39.3	3,949	40.0	906	36.5
1995	4,829	38.8	3,982	39.9	847	34.6
1996	4,393	35.2	3,579	35.8	814	32.7
1997	4,510	36.6	3,661	37.4	849	33.6
1998	4,617	35.7	3,787	36.5	830	32.6
UH at MANOA 3/						
1988	1,516	11.3	1,059	9.9	457	16.9
1989	1,484	11.3	1,089	10.3	395	15.5
1990	1,409	11.5	991	10.1	418	17.2
1991	1,425	12.0	978	10.3	447	18.7
1992	1,470	12.2	1,059	11.0	411	17.1
1993	1,484	12.7	1,019	10.9	465	19.7
1994	1,546	12.5	1,077	10.9	469	18.9
1995	1,616	13.0	1,132	11.3	484	19.8
1996	1,279	10.2	874	8.7	405	16.3
1997	1,379	11.2	957	9.8	422	16.7
1998	1,341	10.4	924	8.9	417	16.4
UH at HILO 3/ 4/						
1988	123	0.9	100	0.9	23	0.9
1989	138	1.1	103	1.0	35	1.4
1990	272	2.2	220	2.2	52	2.1
1991	159	1.3	117	1.2	42	1.8
1992	241	2.0	196	2.0	45	1.9
1993	240	2.1	186	2.0	54	2.3
1994	293	2.4	227	2.3	66	2.7
1995	271	2.2	227	2.3	44	1.8
1996	263	2.1	209	2.1	54	2.2
1997	257	2.1	213	2.2	44	1.7
1998	239	1.9	199	1.9	40	1.6

Table 4 (cont.)

CAMPUS AND FALL SEMESTER	TOTAL 2/		PUBLIC SCHOOLS		PRIVATE SCHOOLS	
	No.	Going Rate	No.	Going Rate	No.	Going Rate
COMMUNITY COLLEGES 4/						
1988	2,890	21.5	2,478	23.0	412	15.3
1989	2,813	21.5	2,389	22.6	424	16.7
1990	2,615	21.3	2,227	22.6	388	16.0
1991	2,885	24.3	2,528	26.7	357	14.9
1992	2,869	23.9	2,506	26.1	363	15.1
1993	2,770	23.7	2,429	26.1	341	14.5
1994	3,016	24.4	2,645	26.8	371	14.9
1995	2,942	23.7	2,623	26.3	319	13.0
1996	2,851	22.8	2,496	25.0	355	14.3
1997	2,874	23.3	2,491	25.5	383	15.2
1998	3,037	23.5	2,664	25.7	373	14.7
Hawai'i CC						
1988	328	2.4	297	2.8	31	1.1
1989	338	2.6	291	2.8	47	1.8
1990	201	1.6	190	1.9	11	0.5
1991	328	2.8	312	3.3	16	0.7
1992	295	2.5	282	2.8	13	0.5
1993	329	2.8	306	3.3	23	1.0
1994	369	3.0	352	3.6	17	0.7
1995	383	3.1	364	3.6	19	0.8
1996	262	2.1	253	2.5	9	0.4
1997	276	2.2	259	2.6	17	0.7
1998	303	2.3	285	2.7	18	0.7
Honolulu CC						
1988	492	3.7	428	4.0	64	2.4
1989	459	3.5	413	3.9	46	1.8
1990	460	3.7	413	4.2	47	1.9
1991	430	3.6	391	4.1	39	1.6
1992	460	3.8	426	4.4	34	1.4
1993	414	3.5	383	4.1	31	1.3
1994	471	3.8	440	4.5	31	1.2
1995	401	3.2	367	3.7	34	1.4
1996	416	3.3	375	3.8	41	1.6
1997	408	3.3	360	3.7	48	1.9
1998	466	3.6	428	4.1	38	1.5
Kapi'olani CC						
1988	821	6.1	651	6.1	170	6.3
1989	813	6.2	623	5.9	190	7.5
1990	793	6.5	599	6.1	194	8.0
1991	793	6.7	657	6.9	136	5.7
1992	823	6.8	652	6.8	171	7.1
1993	739	6.3	588	6.3	151	6.4
1994	795	6.4	631	6.4	164	6.6
1995	781	6.3	642	6.4	139	5.7
1996	752	6.0	605	6.1	147	5.9
1997	794	6.4	611	6.2	183	7.2
1998	828	6.4	661	6.4	167	6.6

Table 4 (cont.)

CAMPUS AND FALL SEMESTER	TOTAL 2/ No. Going Rate		PUBLIC SCHOOLS No. Going Rate		PRIVATE SCHOOLS No. Going Rate	
	Kaua'i CC					
1988	165	1.2	162	1.5	3	0.1
1989	156	1.2	152	1.4	4	0.2
1990	147	1.2	144	1.5	3	0.1
1991	173	1.5	172	1.8	1	<0.1
1992	164	1.4	163	1.7	1	<0.1
1993	152	1.3	142	1.5	10	0.4
1994	213	1.7	209	2.1	4	0.2
1995	190	1.5	189	1.9	1	<0.1
1996	181	1.5	178	1.8	3	0.1
1997	173	1.4	169	1.7	4	0.2
1998	144	1.1	135	1.3	9	0.4
Leeward CC						
1988	776	5.8	682	6.3	94	3.5
1989	763	5.8	667	6.3	96	3.8
1990	665	5.4	580	5.9	85	3.5
1991	822	6.9	709	7.5	113	4.7
1992	704	5.9	620	6.4	84	3.5
1993	768	6.6	678	7.3	90	3.8
1994	751	6.1	653	6.6	98	3.9
1995	728	5.9	649	6.5	79	3.2
1996	777	6.2	685	6.9	92	3.7
1997	742	6.0	662	6.8	80	3.2
1998	776	6.0	687	6.6	89	3.5
Mau'i CC						
1988	137	1.0	122	1.1	15	0.6
1989	177	1.4	151	1.4	26	1.0
1990	211	1.7	188	1.9	23	0.9
1991	217	1.8	195	2.1	22	0.9
1992	266	2.2	244	2.5	22	0.9
1993	235	2.0	221	2.4	14	0.6
1994	266	2.2	249	2.5	17	0.7
1995	294	2.4	276	2.8	18	0.7
1996	307	2.5	278	2.8	29	1.2
1997	334	2.7	309	3.2	25	1.0
1998	346	2.7	325	3.1	21	0.8

Table 4 (cont.)

CAMPUS AND FALL SEMESTER	TOTAL 2/		PUBLIC SCHOOLS		PRIVATE SCHOOLS	
	No.	Going Rate	No.	Going Rate	No.	Going Rate
Windward CC						
1988	171	1.3	136	1.3	35	1.3
1989	107	0.8	92	0.9	15	0.6
1990	138	1.1	113	1.1	25	1.0
1991	122	1.0	92	1.0	30	1.3
1992	157	1.3	119	1.2	38	1.6
1993	133	1.1	111	1.2	22	0.9
1994	151	1.2	111	1.1	40	1.6
1995	165	1.3	136	1.4	29	1.2
1996	156	1.2	122	1.2	34	1.4
1997	147	1.2	121	1.2	26	1.0
1998	174	1.3	143	1.4	31	1.2
HAWAI'I STATE HS GRADUATES	No.	H%	No.	H%	No.	H%
1988	13,449	100.0	10,751	79.9	2,698	20.1
1989	13,094	100.0	10,551	80.6	2,543	19.4
1990	12,278	100.0	9,848	80.2	2,430	19.8
1991	11,877	100.0	9,482	79.8	2,395	20.2
1992	12,015	100.0	9,615	80.0	2,400	20.0
1993	11,675	100.0	9,320	79.8	2,355	20.2
1994	12,353	100.0	9,870	79.9	2,483	20.1
1995	12,434	100.0	9,984	80.3	2,450	19.7
1996	12,482	100.0	9,995	80.1	2,487	19.9
1997 5/	12,312	100.0	9,784	79.4	2,528	20.6
1998	12,915	100.0	10,369	80.3	2,546	19.7

1/ The "going rate" is the percentage of high school graduates from the State of Hawai'i entering the University of Hawai'i in the fall semester immediately following graduation from high school.

2/ Excludes students who received high school diplomas via the GED examination.

3/ First-time freshmen only.

4/ In Fall 1991, the University of Hawai'i at Hilo and Hawai'i Community College split organizationally into two separate campuses, with Hawai'i CC becoming part of the UH Community College system. UH Hilo counts only first-time freshmen, excluding first-time unclassified students, whereas the community colleges count all first-time students, including first-time unclassified students. When UH Hilo and Hawai'i CC were one campus, the UH Hilo counting method was used. Now, as a part of the UH Community College system, Hawai'i CC uses the community college counting method. Data shown here for years prior to 1991 have been adjusted accordingly and may therefore differ from numbers published prior to 1991.

5/ Private high school graduate count revised.

SOURCES: Report 1428, "High School Backgrounds of Entering Freshmen," for UHM and UHH;  
Report 2510, "High School Backgrounds of Entering Students," for the Community Colleges.

TABLE 5  
 THE "GOING RATE" OF O'AHU HIGH SCHOOL GRADUATES  
 INTO THE UNIVERSITY OF HAWAI'I BY HIGH SCHOOL DISTRICT 1/  
 UNIVERSITY OF HAWAI'I  
 FALL 1988 TO FALL 1998

CAMPUS & FALL SEMESTER	TOTAL O'AHU No. Rate		PUBLIC HIGH SCHOOL DISTRICT										PRIVATE HIGH SCHOOLS No. Rate			
			Subtotal		Honolulu		Central		Leeward		Windward				Special	
			No.	Going Rate	No.	Going Rate	No.	Going Rate	No.	Going Rate	No.	Going Rate			No.	Going Rate
TOTAL																
1988	3,568	35.2	2,736	35.4	1,001	39.5	738	36.3	601	33.0	396	30.3			832	34.5
1989	3,458	35.2	2,659	35.2	992	40.7	788	35.4	580	35.6	298	23.9	1	5.9	799	35.2
1990	3,278	36.0	2,481	35.8	903	40.6	710	36.1	558	34.5	310	28.4			797	36.4
1991	3,419	38.7	2,627	39.4	955	46.2	780	39.7	592	38.3	300	27.8			792	36.7
1992	3,438	39.0	2,662	40.0	986	48.9	812	40.8	554	36.0	309	28.5	1	4.5	776	35.9
1993	3,363	39.7	2,565	40.1	854	47.7	805	41.4	578	37.6	327	29.7	1	5.6	798	38.4
1994	3,492	39.5	2,656	39.9	956	49.1	763	39.4	597	35.9	340	31.2			836	38.5
1995	3,456	39.2	2,678	40.2	1,001	50.7	807	39.9	549	34.1	319	30.3	2	40.0	778	36.2
1996	3,183	36.2	2,437	36.9	892	46.2	716	36.1	538	33.8	289	26.6	2	25.0	746	34.2
1997	3,275	37.9	2,503	38.9	863	45.5	755	38.8	543	34.8	340	33.7	2	12.5	772	34.8
1998	3,359	37.1	2,603	38.2	887	47.4	810	39.1	570	32.4	334	30.1	2	100.0	756	33.8
UHM 2/																
1988	1,313	13.0	877	11.4	338	13.4	255	12.5	161	8.8	123	9.4			436	18.1
1989	1,268	12.9	879	11.6	326	13.4	289	13.0	159	9.8	105	8.4			389	17.2
1990	1,184	13.0	783	11.3	319	14.3	218	11.1	157	9.7	89	8.2			401	18.3
1991	1,217	13.8	782	11.7	311	15.1	240	12.2	129	8.3	102	9.4			435	20.2
1992	1,250	14.2	844	12.7	353	17.5	251	12.6	146	9.5	94	8.7			406	18.8
1993	1,267	15.0	818	12.8	308	17.2	272	14.0	140	9.1	98	8.9			449	21.6
1994	1,298	14.7	849	12.7	314	16.1	286	14.8	146	8.8	103	9.4			449	20.7
1995	1,379	15.7	915	13.7	387	19.6	287	14.2	145	9.0	96	9.1			464	21.6
1996	1,088	12.4	698	10.6	278	14.4	223	11.2	123	7.7	74	6.8			390	17.9
1997	1,175	13.6	768	11.9	290	15.3	261	13.4	140	9.0	77	7.6			407	18.3
1998	1,153	12.7	752	11.0	292	15.6	246	11.9	139	7.9	75	6.8			401	17.9
UHH 2/																
1988	31	0.3	16	0.2	1	<0.1	7	0.3	3	0.2	5	0.4			15	0.6
1989	46	0.5	19	0.3	4	0.2	5	0.2	4	0.2	6	0.5			27	1.2
1990	79	0.9	41	0.6	8	0.4	11	0.6	19	1.2	3	0.3			38	1.7
1991	57	0.6	26	0.4	10	0.5	6	0.3	9	0.6	1	0.1			31	1.4
1992	74	0.8	39	0.6	6	0.3	17	0.9	12	0.8	4	0.4			35	1.6
1993	82	1.0	41	0.6	8	0.4	14	0.7	9	0.6	10	0.9			41	2.0
1994	82	0.9	34	0.5	6	0.3	7	0.4	12	0.7	9	0.8			48	2.2



Table 5 (cont.)

CAMPUS & FALL SEMESTER	TOTAL O'AHU		PUBLIC HIGH SCHOOL DISTRICT												PRIVATE HIGH SCHOOLS	
			Subtotal		Honolulu		Central		Leeward		Windward		Special			
			No.	Rate	No.	Rate	No.	Rate	No.	Rate	No.	Rate	No.	Rate		
1995	63	0.7	30	0.5	6	0.3	13	0.6	10	0.6	1	0.1			33	1.5
1996	56	0.6	24	0.4	7	0.4	10	0.5	3	0.2	4	0.4			32	1.5
1997	55	0.6	29	0.5	6	0.3	11	0.6	8	0.5	4	0.4			26	1.2
1998	45	0.5	26	0.4	6	0.3	13	0.6	2	0.1	5	0.5			19	0.9
COM COL																
1988	2,224	21.9	1,843	23.9	662	26.2	476	23.4	437	24.0	268	20.5			381	15.8
1989	2,144	21.8	1,761	23.3	662	27.1	494	22.2	417	25.6	187	15.0	1	5.9	383	16.9
1990	2,015	22.1	1,657	23.9	576	25.9	481	24.4	382	23.6	218	20.0			358	16.3
1991	2,145	24.3	1,819	27.3	634	30.7	534	27.2	454	29.4	197	18.2			326	15.1
1992	2,114	24.0	1,779	26.7	627	31.1	544	27.3	396	25.7	211	19.4	1	4.5	335	15.5
1993	2,014	23.8	1,706	26.7	538	30.1	519	26.7	429	27.9	219	19.9	1	5.6	308	14.8
1994	2,112	23.9	1,773	26.6	636	32.6	470	24.3	439	26.4	228	20.9			339	15.6
1995	2,014	22.9	1,733	26.0	608	30.8	507	25.1	394	24.5	222	21.1	2	40.0	281	13.1
1996	2,039	23.2	1,715	26.0	607	31.5	483	24.3	412	25.9	211	19.4	2	25.0	324	14.8
1997	2,045	23.6	1,706	26.5	567	29.9	483	24.8	395	25.3	259	25.7	2	12.5	339	15.3
1998	2,161	23.9	1,825	26.8	589	31.5	551	26.6	429	24.4	254	22.9	2	100.0	336	15.0
HS GRADS																
	No.	H%	No.	H%	No.	H%	No.	H%	No.	H%	No.	H%	No.	H%	No.	H%
1988	10,133	100.0	7,720	76.2	2,531	25.0	2,032	20.1	1,821	18.0	1,309	12.9	27	0.3	2,413	23.8
1989	9,824	100.0	7,556	76.9	2,439	24.8	2,227	22.7	1,628	16.6	1,245	12.7	17	0.2	2,268	23.1
1990	9,116	100.0	6,926	76.0	2,225	24.4	1,968	21.6	1,618	17.7	1,092	12.0	23	0.3	2,190	24.0
1991	8,827	100.0	6,669	75.6	2,065	23.4	1,965	22.3	1,546	17.5	1,080	12.2	13	0.1	2,158	24.4
1992	8,814	100.0	6,654	75.5	2,018	22.9	1,991	22.6	1,538	17.4	1,085	12.3	22	0.2	2,160	24.5
1993	8,473	100.0	6,393	75.5	1,790	21.1	1,944	22.9	1,539	18.2	1,102	13.0	18	0.2	2,080	24.5
1994	8,832	100.0	6,661	75.4	1,949	22.1	1,938	21.9	1,662	18.8	1,090	12.3	22	0.2	2,171	24.6
1995	8,810	100.0	6,663	75.6	1,976	22.4	2,021	22.9	1,608	18.3	1,053	12.0	5	0.1	2,147	24.4
1996	8,781	100.0	6,597	75.1	1,929	22.0	1,984	22.6	1,591	18.1	1,085	12.4	8	0.1	2,184	24.9
1997	8,648	100.0	6,429	74.3	1,898	21.9	1,946	22.5	1,561	18.1	1,008	11.7	16	0.2	2,219	25.7
1998	9,049	99.9	6,814	75.3	1,872	20.7	2,071	22.9	1,761	19.5	1,108	12.2	2	<0.1	2,235	24.7

1/ The "going rate" in this table is the percentage of O'ahu high school graduates entering the University of Hawai'i system in the fall semester immediately following graduation from high school.

2/ Entering freshmen only.

SOURCES: UH Report 1428, "High School Backgrounds of Entering Freshmen," for UHM and UHH;  
UH Report 2510, "High School Backgrounds of Entering Students," for the Community Colleges.

TABLE 6A  
 PERCENTAGE OF HAWAI'I STATE HIGH SCHOOL GRADUATES  
 ENTERING UNIVERSITY OF HAWAI'I AT MANOA BY DISTRICT AND SCHOOL  
 FALL 1988 TO FALL 1998

DISTRICT AND SCHOOL	1988	1989	1990	1991	1992	1993	1994	1995	1996	1997	1998
TOTAL .....	11	11	11	12	12	13	13	13	10	11	10
PUBLIC SCHOOLS .....	10	10	10	10	11	11	11	11	9	10	9
O'ahu, Regular .....	11	12	11	12	13	13	13	14	11	12	11
Honolulu .....	13	13	14	15	17	17	16	20	14	15	16
Farrington .....	6	6	7	10	8	9	8	11	6	4	4
Kaimuki .....	8	10	15	10	15	12	12	16	16	15	16
Kaiser .....	22	18	17	23	21	26	18	26	18	22	21
Kalani .....	20	19	21	18	29	18	19	28	26	18	25
McKinley .....	16	16	16	18	20	22	23	22	18	20	18
Roosevelt .....	13	14	16	14	19	22	19	19	11	17	14
Leeward .....	11	12	10	11	11	12	12	12	10	11	10
Central .....	13	13	11	12	13	14	15	14	11	13	12
Aiea .....	12	19	14	17	21	14	19	20	13	18	13
Leilehua .....	16	7	10	7	10	11	6	7	5	6	4
Mililani .....	16	14	12	14	14	18	20	16	16	18	15
Moanalua .....	18	18	16	13	14	18	19	19	14	16	17
Radford .....	5	7	5	9	4	5	7	8	6	5	8
Waialua .....	4	6	7	11	11	16	14	14	9	8	6
Leeward .....	9	10	10	8	9	9	9	9	8	9	8
Campbell .....	7	5	8	4	6	10	8	7	7	5	4
Nanakuli .....	2		3	2	3	7	4	3	3	4	4
Pearl City .....	17	17	16	14	17	14	13	23	19	19	21
Wai'ananae .....	6	8	8	7	7	5	5	3	4	4	4
Waipahu .....	5	9	7	7	8	7	9	6	4	9	4
Windward .....	9	8	8	9	9	9	9	9	7	8	7
Castle .....	12	14	10	15	13	12	15	11	9	11	7
Kahuku .....	5	1	4	3	2	3	4	7	2	6	4
Kailua .....	8	6	10	9	9	13	13	13	5	3	10
Kalaheo .....	10	7	7	9	8	5	3	6	9	8	6
Neighbor Islands .....	6	7	7	7	7	7	7	7	5	6	5
Hawai'i .....	6	6	6	5	6	5	6	6	5	6	4
Hilo .....	6	3	6	4	4	8	5	4	5	6	5
Honoka'a .....	3	2	6	3	5	2	6	4	3	5	3
Ka'u .....	4	3	2	4	2		3	3	3	3	2
Kohala .....	11	2	6	2	3	4	8	3	6	4	5
Kona Waena .....	4	6	4	4	6	6	4	7	7	7	7
Laupahoehoe .....	9	10	5		15		6			9	3
Pahoa .....	2	5	6	1	4		1	<1		<1	<1
Waiakea .....	8	9	9	9	9	7	8	9	5	6	4
Maui County .....	8	10	9	9	8	9	8	8	6	6	5
Baldwin .....	9	8	9	12	8	11	11	8	6	8	7
Hana .....		9				5		4			4
Lahaina Luna .....	8	11	7	6	10	11	5	8	11	6	4
Lana'i .....	8	13	15	7	4	9	27	15	15	2	5
Maui .....	8	10	9	12	7	8	7	7	4	4	4
Moloka'i .....	3	10	8	2	10	5	7	9	4	4	3
Kaua'i .....	4	6	7	7	9	6	8	6	5	6	5
Kapa'a .....	2	3	6	6	12	6	9	6	5	4	4
Kaua'i .....	6	5	7	7	9	7	11	6	6	4	7
Waimea .....	5	10	9	10	8	5	3	7	5	9	5

Table 6A (cont.)

DISTRICT AND SCHOOL	1988	1989	1990	1991	1992	1993	1994	1995	1996	1997	1998
PRIVATE SCHOOLS .....	17	16	17	19	17	20	19	20	16	17	16
O'ahu .....	18	17	18	20	19	22	21	22	18	18	18
Academy of the Pacific .....	6		4			6	6	12	3		3
ASSETS School 1/ .....									7	33	
Damien .....	17	14	19	17	16	21	24	22	22	27	19
Hanalani .....	21	75	29	25	18	20	27	28	5	29	16
Hawai'i Baptist Academy .....	35	28	38	55	41	43	41	48	27	39	49
Hawai'i School for Girls .....	11	19	10	18	5	26		5	11	4	
Hawaiian Mission Academy .....		7		5	4	6	2	16	7	10	7
Honolulu Waldorf School 2/ .....											38
Iolani .....	19	18	12	14	21	28	20	17	18	18	15
Kailua Christian Academy .....		25									
Kamehameha .....	22	19	21	22	26	20	22	21	19	18	17
Koolau Baptist .....						43		13			
Lanakila Baptist .....		15	18	19	15	30		21	7		3
Lutheran High Sch Hawai'i .....	11	17	18	14	12	14	19	17	13	19	18
Maryknoll .....	24	28	35	15	27	31	33	34	33	29	27
Mid-Pacific Institute .....	24	20	24	30	25	34	26	34	25	20	22
Punahou .....	11	7	7	8	8	10	14	11	11	11	13
Redemption Academy .....								23			13
Sacred Hearts Academy .....	26	25	25	31	22	32	32	34	27	27	21
Saint Andrew's Priory .....	37	33	36	25	35	33	16	20	4	15	13
Saint Francis .....	9	12	19	19	16	19	20	20	10	6	18
Saint Louis .....	21	18	15	31	14	15	22	20	18	22	17
Star of the Sea 3/ .....	4	9	16								
University .....	31	41	36	33	29	43	33	35	39	37	35
Varsity .....			3					5	3		4
Hawai'i .....	4	1	4	2	2	5	4	5	5	3	3
Haumana Christian 4/ .....							13				
Hawai'i Prep Academy .....	1	2	3	5	1	9	2	5	3	3	6
Henry Opukahaeha 5/ .....					11						
Makua Lani Christian 1/ .....								11	14		
Parker .....						3	9	6	8	9	
Saint Joseph .....	14		11				4	5	5		2
Maui County .....	11	4	11	9	3	6	9	6	5	8	8
Saint Anthony .....	15	4	15	12	5	7	16	7	2	9	17
Seabury Hall .....	5	3	3	5		7	2	6	10	7	2
Kaua'i .....								75			
Kaua'i Christian Academy .....								75			

1/ First graduates reported June 1993.

2/ High school program discontinued after Fall 1998.

3/ High school program discontinued after Fall 1990.

4/ School replaced Henry Opukahaeha; first graduates reported June 1993. School closed after June 1995.

5/ School closed after June 1992.

SOURCE: UH Report 1428B, "Details of Hawai'i High School Backgrounds;" Administrative offices of individual schools.

TABLE 6B  
 PERCENTAGE OF HAWAII STATE HIGH SCHOOL GRADUATES  
 ENTERING UNIVERSITY OF HAWAII AT HILO BY DISTRICT AND SCHOOL  
 FALL 1988 TO FALL 1998

DISTRICT AND SCHOOL	1988	1989	1990	1991	1992	1993	1994	1995	1996	1997	1998
TOTAL .....	<1	1	2	1	2	2	2	2	2	2	2
PUBLIC SCHOOLS .....	<1	<1	2	1	2	2	2	2	2	2	2
O'ahu, Regular .....	<1	<1	<1	<1	<1	<1	<1	<1	<1	<1	<1
Honolulu .....	<1	<1	<1	<1	<1	<1	<1	<1	<1	<1	<1
Farrington .....			<1	<1	<1						
Kaimuki .....				<1	<1	<1	<1	<1	<1	<1	<1
Kaiser .....	<1	<1	<1	<1		<1	<1	<1	<1	<1	1
Kalani .....		<1			<1	1		<1		1	<1
McKinley .....		<1	<1	<1	<1	<1	<1		<1		
Roosevelt .....		<1	<1	<1	<1	<1	<1	<1	<1	<1	<1
Leeward .....	<1	<1	<1	<1	<1	<1	<1	<1	<1	<1	<1
Central .....	<1	<1	<1	<1	<1	<1	<1	<1	<1	<1	<1
Aiea .....			1	<1	2	<1	<1	2	<1		1
Leilehua .....	<1		<1	<1		<1		<1		<1	<1
Mililani .....	<1	<1			2	<1	<1	<1	<1	<1	1
Moanalua .....	<1		<1	<1	<1	1	<1	<1	<1	<1	<1
Radford .....		<1						<1	<1		
Waialua .....	1	<1	2		<1	<1	<1			2	<1
Leeward .....	<1	<1	1	<1	<1	<1	<1	<1	<1	<1	<1
Campbell .....		<1	<1	<1	<1	1	<1	<1			
Nanakuli .....				<1		<1	<1	<1			
Pearl City .....	<1	<1	3	<1	2	<1	1	<1	<1	1	
Wai'ananae .....			<1	<1	<1	<1	<1	<1	<1	<1	<1
Waipahu .....			<1	<1			<1	<1	<1	<1	<1
Windward .....	<1	<1	<1	<1	<1	<1	<1	<1	<1	<1	<1
Castle .....	<1	<1	<1			1		<1	<1	<1	
Kahuku .....	<1	<1			<1	<1	1		<1		<1
Kailua .....	<1	<1	<1	<1	<1	<1	1	<1	<1	1	<1
Kalaheo .....		<1			<1	<1	1		<1		2
Neighbor Islands .....	3	3	6	3	5	5	6	6	5	5	5
Hawaii .....	5	5	10	6	9	9	11	11	10	10	9
Hilo .....	7	6	13	7	11	12	12	13	12	14	12
Honoka'a .....	5	3	2	5	10	9	10	14	10	7	11
Ka'u .....	2	6	9			14	10	11	9	9	14
Kohala .....	2		8		5	5	9	3	6	4	8
Kona Waena .....	2	3	5	4	5	4	4	5	4	5	1
Laupahoehoe .....	4		10		4	5	19	20	10	13	
Pahoa .....	5	6	4	8	8	12	6	12	7	10	13
Waiakea .....	7	8	15	9	12	11	16	14	14	14	11
Maui County .....	<1	<1	2	1	2	<1	2	<1	1	1	2
Baldwin .....	<1	1	3	<1	2	<1	<1	1	1	<1	2
Hana .....						5	5				
Lahaina Luna .....	1		2		2	2	2	2	4	1	4
Lana'i .....				7					9	5	
Maui .....	<1	<1	1	1	2	<1	1	<1	<1	2	<1
Moloka'i .....	2	<1	5	1	2	1	5	<1		1	2
Kaua'i .....	<1	<1	3	<1	1	2	2	1	2	1	<1
Kapa'a .....	2	1	5		1	2	2	<1	3	2	1
Kaua'i .....		<1	3		<1	2	2	2	2	1	
Waimea .....		1	3	1	2	1	1	1	<1	<1	<1

Table 6B (cont.)

DISTRICT AND SCHOOL	1988	1989	1990	1991	1992	1993	1994	1995	1996	1997	1998
PRIVATE SCHOOLS .....	<1	1	2	2	2	2	3	2	2	2	2
O'ahu .....	<1	1	2	1	2	2	2	2	1	1	<1
Academy of the Pacific .....		3		4					3		
Damien .....		<1			<1	4	1		<1		<1
Hanalani .....									11		
Hawai'i Baptist Academy .....					2	1	5			1	1
Hawai'i School for Girls .....							8	5			
Hawaiian Mission Academy .....				5			4				
Institute for Christian Ed 1/ .....						9					
Iolani .....							<1	<1			
Kamehameha .....	2	5	6	4	6	7	8	5	5	3	2
Lanakila Baptist .....			6								7
Lutheran High Sch Hawai'i .....			2							7	
Maryknoll .....	2		2	<1	<1	1			<1		
Mid-Pacific Institute .....	1	1		3	<1	1	2	<1	2	2	1
Punahou .....			<1	<1		<1		<1			
Sacred Hearts Academy .....	2		<1	<1	1	2				3	<1
Saint Andrew's Priory .....	2		4					3			3
Saint Francis .....			2				3	2	1	1	4
Saint Louis .....				<1	1			<1	<1	<1	<1
University .....	2	4		2	5			2	2		
Varsity .....								5			
Hawai'i .....	4	5	9	8	7	6	10	5	11	9	12
Christian Liberty 2/ .....									40	17	
Hawai'i Prep Academy .....	2	1	3		4				3	3	3
Henry Opukahahea 3/ .....		13			11						
Makua Lani Christian 4/ .....						20	14				
Parker .....	7	10	18	5	6	21	6	3	19	6	
Saint Joseph .....	5	11	14	25	17	3	26	15	21	21	34
Maui County .....	2		2		<1	3	<1	2	2	2	
Saint Anthony .....	2		3		2	3	1	4	3	4	
Seabury Hall .....						5					

1/ This school is not listed by the Hawai'i Association of Independent Schools. No information on graduates is available.

2/ First graduates reported June 1994. Fall 1997 going rate has been revised.

3/ School closed after June 1992.

4/ First graduates reported June 1993.

SOURCE: UH Report 1428B, "Details of Hawai'i High School Backgrounds;" Administrative offices of individual schools.

TABLE 6C  
 PERCENTAGE OF HAWAII STATE HIGH SCHOOL GRADUATES ENTERING  
 HAWAII COMMUNITY COLLEGE BY DISTRICT AND SCHOOL  
 FALL 1988 TO FALL 1998

DISTRICT AND SCHOOL	1988	1989	1990	1991	1992	1993	1994	1995	1996	1997	1998
TOTAL .....	2	3	2	3	2	3	3	3	2	2	2
PUBLIC SCHOOLS .....	3	3	2	3	3	3	4	4	3	3	3
O'ahu, Regular .....	<1	<1	<1	<1	<1	<1	<1	<1	<1	<1	<1
Honolulu .....	<1	<1	<1	<1	<1	<1	<1	<1	<1	<1	<1
Farrington .....	<1								<1		
Kaimuki .....		<1						<1		<1	
Kaiser .....		<1	<1	<1	<1	<1		<1			
Kalani .....	<1			<1						<1	
McKinley .....	<1				<1						
Roosevelt .....	1				<1	<1		1			
Leeward .....	<1	<1	<1	<1	<1	<1	<1	<1	<1	<1	<1
Central .....	<1	<1	<1	<1	<1	<1	<1	<1	<1	<1	<1
Aiea .....		<1			<1						<1
Leilehua .....	1			<1	<1	<1		<1		<1	
Mililani .....	<1	<1			<1	<1	<1	<1		<1	<1
Moanalua .....		<1			<1	<1		<1	<1	<1	
Radford .....		<1									
Waialua .....	<1	1	<1	3						1	
Leeward .....	<1	<1	<1	<1	<1	<1	<1	<1	<1	<1	<1
Campbell .....				<1		<1	<1		<1	<1	
Nanakuli .....	<1	<1		5	<1		2			<1	
Pearl City .....	<1	<1	<1	<1	<1	<1		<1			
Wai'anae .....		<1		<1	<1		<1	<1		<1	<1
Waipahu .....	<1	<1	<1		<1				<1		
Windward .....	<1	<1	<1	<1	<1	<1	<1	<1	<1	<1	<1
Castle .....	<1		<1		<1	<1	<1		<1		<1
Kahuku .....		1			<1	<1				<1	<1
Kailua .....	<1	<1		<1	<1		<1	<1	<1		<1
Kalaheo .....		<1				<1		<1			<1
Neighbor Islands .....	9	9	6	10	9	10	11	11	7	7	8
Hawai'i .....	18	17	12	21	18	21	21	21	15	14	16
Hilo .....	22	22	18	23	16	18	27	23	20	17	22
Honoka'a .....	16	12	9	23	17	23	16	15	13	12	15
Ka'u .....	17	23	24	24	41	19	17	25	15	13	22
Kohala .....	9	12	16	21	15	12	23	21	12	14	9
Kona Waena .....	10	8	4	13	10	17	12	20	9	12	10
Laupahoehoe .....	39	34	14	35	19	36	25	37	20	26	10
Pahoa .....	20	19	15	34	22	19	24	14	11	10	10
Waiakea .....	20	21	11	19	22	26	24	22	19	16	18
Maui County .....	16	1	1	2	<1	1	1	<1	<1	<1	<1
Baldwin .....	<1	<1	<1	<1	<1	<1	<1	<1		<1	
Hana .....								4		7	4
Lahaina Luna .....	1	1	<1	4	<1	2	1	<1	<1		<1
Lana'i .....		3	4	2				3		2	3
Maui .....	3	2	1	<1	<1	1	1			<1	
Moloka'i .....	<1	3	1	10	5	2	6		1	2	2
Kaua'i .....	2	2	2	1	<1	<1	2	2	<1	2	1
Kapa'a .....	2	3	<1	1	<1	1	<1	3		<1	<1
Kaua'i .....	2	2	4	<1		<1	1	1	<1	4	2
Waimea .....	2	2	1	2		1	5	2	<1		1

Table 6C (cont.)

DISTRICT AND SCHOOL	1988	1989	1990	1991	1992	1993	1994	1995	1996	1997	1998
PRIVATE SCHOOLS .....	1	2	<1	<1	<1	<1	<1	<1	<1	<1	<1
O'ahu .....	<1	1	<1	<1	<1	<1	<1	<1	<1	<1	<1
Academy of the Pacific .....	3	3									
Damien .....	<1					1					
Hawai'i Baptist Academy .....	<1										
Hawai'i School for Girls .....		4									
Hawaiian Mission Academy .....					2						2
Iolani .....		<1									
Kamehameha .....	<1	4	<1	<1	1	2	<1	<1		1	<1
Lanakila Baptist .....			6								
Maryknoll .....	2	<1	<1								
Mid-Pacific Institute .....	2	3							<1		
Sacred Hearts Academy .....	7	2		<1		<1					
Saint Francis .....		3									
Saint Louis .....	1	2					<1		<1		
University .....	2		2								
Hawai'i .....	8	9	4	9	5	7	7	9	4	5	7
Haumana Christian 1/ .....							25				
Hawai'i Prep Academy .....	1							2	1	1	1
Henry Opukahahea 2/ .....	83	25									
Makua Lani Christian 3/ .....							14		7	9	6
Parker .....	7	10	4	15	6	3		3	3	3	5
Saint Joseph .....	14	31	11	23	25	33	17	30	10	10	17
Maui County .....	2	<1				2		<1		2	2
Saint Anthony .....	2	1				3		1		4	3

1/ Replaced Henry Opukahahea; first graduates reported June 1993. School closed after June 1995.

2/ School closed after June 1992.

3/ First graduates reported June 1993.

SOURCE: UH Report 1428B, "Details of Hawai'i High School Backgrounds;" Administrative offices of individual schools.

TABLE 6D  
 PERCENTAGE OF HAWAI'I STATE HIGH SCHOOL GRADUATES ENTERING  
 HONOLULU COMMUNITY COLLEGE BY DISTRICT AND SCHOOL  
 FALL 1988 TO FALL 1998

DISTRICT AND SCHOOL	1988	1989	1990	1991	1992	1993	1994	1995	1996	1997	1998
TOTAL .....	4	4	4	4	4	4	4	3	3	3	4
PUBLIC SCHOOLS .....	4	4	4	4	4	4	4	4	4	4	4
O'ahu, Regular .....	5	5	6	6	6	6	6	5	5	5	6
Honolulu .....	7	8	7	9	9	8	10	8	8	7	10
Farrington .....	7	10	12	14	11	14	16	10	10	9	13
Kaimuki .....	7	6	5	8	9	4	7	7	8	6	7
Kaiser .....	1	3	4	3	3	3	3	4	4	4	5
Kalani .....	4	6	4	4	9	5	5	2	3	5	5
McKinley .....	11	11	7	11	12	11	14	14	11	10	17
Roosevelt .....	11	9	8	8	6	9	7	4	8	7	7
Leeward .....	4	4	5	4	5	5	5	5	4	4	5
Central .....	4	4	5	4	6	5	5	5	5	5	6
Aiea .....	4	5	7	4	6	7	5	4	7	7	6
Leilehua .....	4	3	3	1	3	2	3	3	2	2	<1
Mililani .....	2	3	4	3	5	5	3	4	5	4	3
Moanalua .....	6	5	9	7	9	9	10	8	7	9	10
Radford .....	5	2	4	3	3	3	3	5	4	5	6
Waialua .....	3	4	4	5	8	5	2	8	8	4	8
Leeward .....	4	4	5	4	5	4	5	4	3	3	4
Campbell .....	5	4	4	1	5	4	3	3	4	<1	4
Nanakuli .....	1	2	2	6	2	3	<1	9	1	1	1
Pearl City .....	3	3	7	3	5	4	6	4	4	5	6
Wai'anae .....	3	3	4	4	4	5	5	3	2	2	2
Waipahu .....	4	6	6	7	7	5	6	4	5	4	5
Windward .....	5	3	4	4	3	3	5	3	3	6	4
Castle .....	9	6	6	7	4	4	6	2	5	9	5
Kahuku .....	1		1	2	2	3	1	2	1	1	2
Kailua .....	5	3	4	4	3	4	10	6	4	5	5
Kalaheo .....	1	4	2	1	<1	3	4	2	2	5	4
O'ahu, Special .....		6									
Olomana .....		7									
Neighbor Islands .....	1	1	<1	<1	<1	<1	<1	<1	<1	<1	<1
Hawai'i .....	1	1	<1	<1	<1	<1	<1	<1	<1	<1	<1
Hilo .....	<1	<1	<1	<1	<1	<1	<1		<1		<1
Honoka'a .....	1		<1	<1	2	2	1		1	2	1
Ka'u .....				2				2		1	
Kohala .....	5	8				4		3			1
Kona Waena .....		1	<1	<1	<1	<1		<1	<1	1	<1
Pahoa .....					<1	<1				<1	
Waiakea .....	1	1	1	<1	<1	<1	<1	<1	<1		<1
Maui County .....	1	1	1	<1	<1	1	1	1	<1	<1	<1
Baldwin .....	1		<1	<1	<1	<1	<1	<1	<1		<1
Hana .....			5	5		14	5	4	7		
Lahaina Luna .....	1						<1	1			
Lana'i .....	5	3	13		12	12	6	3	3		3
Maui .....	1	1			<1	<1	1	<1		<1	<1
Moloka'i .....	5	3	2		2	2		5	3	5	2
Kaua'i .....	1	1	<1	1	1	<1	<1	<1	1	<1	1
Kapa'a .....	2	1	<1	1	2	<1			2	<1	<1
Kaua'i .....	2	2	<1	<1	2	<1	1		1	<1	1
Waimea .....		1	1	1			1	<1		<1	2



Table 6D (cont.)

DISTRICT AND SCHOOL	1988	1989	1990	1991	1992	1993	1994	1995	1996	1997	1998
PRIVATE SCHOOLS .....	2	2	2	2	1	1	1	1	2	2	1
O'ahu .....	3	2	2	2	2	1	1	2	2	2	2
Academy of the Pacific .....	9	6	12	7		6				7	
Damien .....	8	7	5	8	8	7	6	7	6	6	5
Hanalani .....					9						
Hawai'i Baptist Academy .....	3	1	2	4	1		1		1	1	
Hawai'i School for Girls .....	3										
Hawaiian Mission Academy .....	4	2	3	5		2		3			2
Iolani .....									<1		
Kailua Christian Academy .....	17	25			50						
Kamehameha .....	3	3	4	3	1	2	1	3	3	2	2
Koolau Baptist .....	10							13	20	25	
Lanakila Baptist .....											7
Lutheran High Sch Hawai'i .....	5		2	5	2			4		4	
Maryknoll .....	2	1	<1		2	3	3	<1	3	1	1
Mid-Pacific Institute .....	3	1	1	1	1		<1		1	2	1
Punahou .....					<1				<1		<1
Sacred Hearts Academy .....	3	2	5	4	3	4	4	3		1	<1
Saint Andrew's Priory .....								3			
Saint Francis .....	1	3	5		4				3	4	4
Saint Louis .....	4	8	3	2	4	5	7	5	5	8	3
Star of the Sea 1/ .....	4										
University .....	4			2		2			2		2
Varsity .....											7
Hawai'i .....			<1			<1	<1			<1	
Parker .....						3				3	
Saint Joseph .....			3				2				
Maui County .....			2								2
Ka'ahumanu Hou Christian .....											6
Saint Anthony .....			2								2
Seabury Hall .....			3								
Kaua'i .....							17	25			
Kaua'i Christian Academy .....							25	25			

1/ High school program discontinued after Fall 1990.

SOURCE: UH Report 1428B, "Details of Hawai'i High School Backgrounds;" Administrative offices of individual schools.

TABLE 6E  
 PERCENT OF HAWAII STATE HIGH SCHOOL GRADUATES ENTERING  
 KAPI'OLANI COMMUNITY COLLEGE BY DISTRICT AND SCHOOL  
 FALL 1988 TO FALL 1998

DISTRICT AND SCHOOL	1988	1989	1990	1991	1992	1993	1994	1995	1996	1997	1998
TOTAL .....	6	6	6	7	7	6	6	6	6	6	6
PUBLIC SCHOOLS .....	6	6	6	7	7	6	6	6	6	6	6
O'ahu, Regular .....	8	8	8	9	9	9	9	9	8	9	9
Honolulu .....	18	18	18	21	21	21	22	22	22	22	21
Farrington .....	10	9	12	12	11	17	15	17	12	15	12
Kaimuki .....	31	24	24	24	26	24	27	26	23	25	22
Kaiser .....	23	26	19	20	24	17	21	18	25	21	21
Kalani .....	27	30	27	30	28	25	31	29	31	32	30
McKinley .....	13	14	15	22	23	25	21	19	25	19	19
Roosevelt .....	15	17	18	21	19	16	21	28	25	26	26
Leeward .....	3	3	3	4	4	4	3	3	2	3	3
Central .....	3	3	4	5	5	3	3	4	2	3	4
Aiea .....	3	4	5	9	5	2	5	5	4	7	6
Leilehua .....	1	2	1	<1	1	<1	2	<1	<1	1	<1
Mililani .....	1	2	2	2	2	<1	2	3	2	1	4
Moanalua .....	7	5	9	10	10	10	5	7	4	4	5
Radford .....	2	2	2	4	5	2	2	3	<1	2	2
Waialua .....	1		<1	1	7	2	2	<1	2	1	1
Leeward .....	2	2	3	3	3	4	2	2	2	2	3
Campbell .....	2	2	<1	<1	<1	5	2	2	2	2	3
Nanakuli .....		1	2		3	2				<1	3
Pearl City .....	3	5	5	5	6	6	3	3	4	4	3
Wai'anae .....	1		<1	2	1	3	1	1	1	<1	3
Waipahu .....	3	3	4	5	4	4	3	2	2	3	3
Windward .....	5	4	5	5	5	5	5	6	5	7	6
Castle .....	6	6	6	7	7	8	6	7	6	11	7
Kahuku .....	1			1	<1	2	<1	3	2	2	1
Kailua .....	8	4	11	6	9	7	8	8	4	10	7
Kalaheo .....	3	2	3	3	1	3	6	4	8	4	8
O'ahu, Special .....					5	6			25	13	50
Hawaii Center for Deaf & Blind .....					20	25			100	20	100
Olomana .....										9	
Neighbor Islands .....	1	1	<1	1	1	1	1	1	1	1	2
Hawaii .....	1	1	<1	1	<1	<1	<1	2	<1	<1	2
Hilo .....		<1	<1	<1		<1	<1	<1	<1	<1	<1
Honoka'a .....	2	4		<1		<1	<1	3			3
Ka'u .....				2			2	2		1	
Kohala .....	2	2	2		2	2	2	2	8	2	1
Kona Waena .....	1	1	<1	3	3	2	2	3	2	1	3
Laupahoehoe .....		3	5					3			
Pahoa .....	2		<1								2
Waiakea .....	2	<1	1	<1	<1	<1	<1	1		<1	1
Maui County .....	2	1	1	<1	2	1	1	1	2	1	2
Baldwin .....	1	<1	<1	<1	2	<1	<1	<1		2	<1
Hana .....							5	4			4
Lahaina Luna .....	4	1			<1	1	<1	1	3	1	2
Lana'i .....		11	4	2	4	3	6	9	12	2	18
Maui .....	1	1	<1	<1	<1	1	1	<1	2	2	2
Moloka'i .....	3	2	4		2	2	4	2	5		5
Kaua'i .....	1	1	2	2	1	2	3	2	2	1	3
Kapa'a .....	1	1	2	3	2	2	3			<1	4
Kauai .....	1	<1	2	3	<1	4	3	2	2	1	2
Waimea .....	<1	3	2	1	2	<1	3	3	3	1	2

Table 6E (cont.)

DISTRICT AND SCHOOL	1988	1989	1990	1991	1992	1993	1994	1995	1996	1997	1998
PRIVATE SCHOOLS .....	6	7	8	6	7	6	7	6	6	7	7
O'ahu .....	7	8	9	6	8	7	8	6	7	8	7
Academy of the Pacific .....	3	10	8	4	17	6	16	9	16	18	24
ASSETS School 1/ .....								14	14		
Damien .....	7	12	17	4	12	15	7	12	3	13	13
Grace Bible Christian 2/ .....				13							
Hanalani .....									5		
Hawai'i Baptist Academy .....	1	7	4	4	2	4	11	7	10	9	3
Hawai'i School for Girls .....	8	4		21	5	4	4		11		11
Hawaiian Mission Academy .....	4	10	11	9	8	12	11		17	7	33
Institute for Christian Ed 3/ .....							8				
Iolani .....	1	<1	2	<1	2	1	<1		2	2	2
Kailua Christian Academy .....						33					20
Kamehameha .....	8	6	6	3	2	4	4	5	4	6	3
Koolau Baptist .....				13	50		38				
Lanakila Baptist .....	7		6	6	5	4		4			3
Lutheran High Sch Hawai'i .....	2	17	11	12	31	14	26	21	35	22	25
Maryknoll .....	13	17	13	10	15	12	9	12	8	8	7
Mid-Pacific Institute .....	14	16	21	9	10	10	16	11	7	11	11
Punahou .....	1	1	2	<1	<1	2	2	<1	2	2	<1
Redemption Academy .....								8		29	
Sacred Hearts Academy .....	21	23	22	23	32	15	13	18	18	23	20
Saint Andrew's Priory .....		8	2		4		3	5	4	5	5
Saint Francis .....	9	25	11	11	24	38	15	16	12	17	21
Saint Louis .....	14	12	11	14	15	14	22	11	15	20	17
Star of the Sea 4/ .....	10	13	48								
University .....	8	2	13	7	15	7	8	6	5	2	2
Varsity .....	9	4	3		8		8	5	17	16	14
Hawai'i .....	1	1	1	<1	<1	3		1		3	
Hawai'i Prep Academy .....			3	2	1	1					
Makua Lani Christian 1/ .....										9	
Parker .....	3	5						3		9	
Saint Joseph .....						13		3		2	
Maui County .....	2				<1	2	<1	1			<1
Saint Anthony .....	2				2		1	3			
Seabury Hall .....						5					2
Kaua'i .....						100					
Kaua'i Christian Academy .....						100					

1/ First graduates reported June 1993.

2/ High school program discontinued after Fall 1988.

3/ This school is not listed by the Hawai'i Association of Independent Schools. No information on graduates is available.

4/ High school program discontinued after Fall 1990.

SOURCE: UH Report 1428B, "Details of Hawai'i High School Backgrounds;" Administrative offices of individual schools.

TABLE 6F  
 PERCENTAGE OF HAWAII STATE HIGH SCHOOL GRADUATES ENTERING  
 KAUA'I COMMUNITY COLLEGE BY DISTRICT AND SCHOOL  
 FALL 1988 TO FALL 1998

DISTRICT AND SCHOOL	1988	1989	1990	1991	1992	1993	1994	1995	1996	1997	1998
TOTAL .....	1	1	1	1	1	1	2	2	1	1	1
PUBLIC SCHOOLS .....	2	1	1	2	2	2	2	2	2	2	1
O'ahu, Regular .....	<1			<1	<1	<1	<1		<1	<1	
Honolulu .....	<1						<1		<1		
Kaiser .....	<1										
Kalani .....							<1				
McKinley .....									<1		
Leeward .....	<1			<1	<1	<1	<1			<1	
Central .....	<1			<1	<1		<1			<1	
Mililani .....							<1			<1	
Moanalua .....	<1										
Radford .....				<1	<1						
Leeward .....	<1					<1	<1				
Nanakuli .....						<1					
Pearl City .....	<1						<1				
Windward .....	<1										
Kalaheo .....	<1										
Neighbor Islands .....	5	5	5	6	5	5	6	6	5	5	4
Hawai'i .....			<1		<1			1	<1	<1	
Hilo .....										<1	
Ka'u .....								30	2	9	
Kona Waena .....			<1							<1	
Pahoa .....									2		
Waiakea .....					<1						
Maui County .....			<1			<1			<1		<1
Baldwin .....									<1		
Lahaina Luna .....			1			<1					
Lana'i .....											3
Kaua'i .....	25	25	23	30	29	24	31	27	24	24	19
Kapa'a .....	22	18	17	21	24	23	28	30	19	24	16
Kauai .....	26	31	29	36	29	23	29	22	24	25	22
Waimea .....	27	27	20	32	35	28	38	30	30	21	20
PRIVATE SCHOOLS .....	<1	<1	<1	<1	<1	<1	<1	<1	<1	<1	<1
O'ahu .....	<1	<1	<1	<1	<1	<1	<1		<1	<1	<1
Hawaiian Mission Academy .....							2			2	2
Kailua Christian Academy .....						33					
Kamehameha .....	1	1	<1	<1	<1	2	<1		<1	<1	<1
Mid-Pacific Institute .....			<1								
Saint Francis .....											1
Varsity .....							4				
Hawai'i .....						<1					
Parker .....						3					
Kaua'i .....							100	17	25		10
Kahili Adventist School 1/ .....										10	30
Kaua'i Christian Academy .....						100	25	25			

1/ First graduates reported June 1997.

SOURCE: UH Report 1428B, "Details of Hawai'i High School Backgrounds;" Administrative offices of individual schools.

TABLE 6G  
 PERCENTAGE OF HAWAI'I STATE HIGH SCHOOL GRADUATES ENTERING  
 LEEWARD COMMUNITY COLLEGE BY DISTRICT AND SCHOOL  
 FALL 1988 TO FALL 1998

DISTRICT AND SCHOOL	1988	1989	1990	1991	1992	1993	1994	1995	1996	1997	1998
TOTAL .....	6	6	5	7	6	7	6	6	6	6	6
PUBLIC SCHOOLS .....	6	6	6	7	6	7	7	7	7	7	7
O'ahu, Regular .....	9	9	8	11	9	10	10	10	10	10	10
Honolulu .....	<1	<1	<1	<1	<1	<1	1	<1	<1	<1	<1
Farrington .....	<1	1	<1	2	1	<1	2	<1	2	2	1
Kaimuki .....			<1	<1	<1	<1	<1		<1	<1	1
Kaiser .....	<1					<1					
Kalani .....	<1					2	<1	<1	<1		<1
McKinley .....	<1	1	1	1	<1	<1	2	<1	<1	<1	<1
Roosevelt .....	1	1	2	<1	1	<1	1	2	<1	<1	<1
Leeward .....	17	17	15	19	17	18	17	17	18	18	17
Central .....	16	15	15	18	16	18	16	16	17	16	17
Aiea .....	20	18	16	19	19	21	22	14	16	17	16
Leilehua .....	9	11	14	20	14	15	14	13	16	11	17
Mililani .....	28	23	25	25	27	28	24	28	25	23	23
Moanalua .....	15	13	9	16	9	11	10	11	12	12	15
Radford .....	10	11	12	9	11	14	10	13	12	11	10
Waialua .....	10	11	9	11	14	13	12	9	11	17	15
Leeward .....	18	19	16	21	17	19	18	18	20	20	17
Campbell .....	17	21	19	23	21	20	16	23	23	19	16
Nanakuli .....	9	8	7	12	12	12	8	8	8	8	7
Pearl City .....	26	27	20	27	24	25	24	26	32	33	26
Wai'anae .....	10	9	10	12	9	13	11	9	10	15	12
Waipahu .....	17	17	14	23	15	21	23	22	21	17	19
Windward .....	1	1	<1	1	1	<1	<1	<1	<1	2	<1
Castle .....	<1	<1			<1	<1		<1		<1	<1
Kahuku .....	2	<1	2	5	3	2	<1	<1	<1	5	1
Kailua .....	<1	1	<1	<1	<1	<1	<1	<1	<1	1	<1
Kalaheo .....		1	2	<1	<1	1	<1			<1	
Neighbor Islands .....	<1	<1	<1	<1	<1	<1	<1	<1	<1	<1	<1
Hawai'i .....	<1	<1		<1	<1	<1	<1	<1	<1	<1	<1
Hilo .....	<1					<1					
Honoka'a .....						<1		<1			<1
Ka'u .....									2		
Kohala .....								2			
Kona Waena .....	<1			<1		<1	<1			<1	
Waiakea .....	1	1		<1	<1	<1	<1		<1		<1
Maui County .....	1	<1	<1	<1	<1	<1	<1	<1	<1	<1	<1
Baldwin .....		<1				<1		<1			
Hana .....	3										4
Lahaina Luna .....	1			<1	<1		<1	<1		1	
Lana'i .....	8		4		12	9	9	3	6	10	8
Maui .....	<1				<1		<1		<1	1	
Moloka'i .....	1										
Kaua'i .....			<1	<1	<1	<1	<1	<1	<1		<1
Kapa'a .....			<1			<1					<1
Kaua'i .....					<1		<1		<1		2
Waimea .....			<1	<1				<1	<1		<1

Table 6G (cont.)

DISTRICT AND SCHOOL	1988	1989	1990	1991	1992	1993	1994	1995	1996	1997	1998
PRIVATE SCHOOLS .....	3	4	3	5	4	4	4	3	4	3	4
O'ahu .....	4	4	4	5	4	4	5	4	4	4	4
Academy of the Pacific .....	15	3		4		11	3	6		4	5
ASSETS School 1/ .....									7		
Calvary Christian School 2/ .....				15							
Damien .....	8	10	12		16	15	17	17	19	11	11
Hale O Ulu School .....							17				
Hanalani .....	29			25	9	20	18	6	16	24	24
Hawai'i Baptist Academy .....	2	5	3	1	2	6	3	2	3		1
Hawaiian Mission Academy .....	2	2		2	6	2		3	3		7
Iolani .....			<1		<1	1			<1		<1
Kailua Christian Academy .....							14				20
Kamehameha .....	4	6	4	8	5	6	9	5	4	7	5
Koolau Baptist .....				13		14	13				
Lanakila Baptist .....	21	31	18	25	15	17	56	25	33		30
Lutheran High Sch Hawai'i .....	2	4	14	5		8	10			4	7
Maryknoll .....	3	2	4	6	6	7	3	2	4	2	4
Mid-Pacific Institute .....	5	3	2	2	5	1	1	3	2	3	4
Punahou .....	<1	1	<1		<1				<1		
Sacred Hearts Academy .....	6	4	10	13	5	9	3	2	7	7	3
Saint Andrew's Priory .....	2	3	4		2	7	3	5	4		3
Saint Francis .....	18	14	13	16	9	2	5	10	10	11	8
Saint Louis .....	2	6	6	8	4	6	5	6	5	4	4
Star of the Sea 3/ .....	16	4									
University .....		4		2			4		2		2
Varsity .....		4	3	6		9	4		7	11	
Hawai'i .....	1	1									
Henry Opukahaea 4/ .....		13									
Saint Joseph .....	3										
Maui County .....			1						<1		
Saint Anthony .....			2						2		

1/ First graduates reported June 1993.

2/ High school program discontinued after June 1995.

3/ High school program discontinued after June 1990.

4/ School closed after June 1992.

SOURCE: UH Report 1428B, "Details of Hawai'i High School Backgrounds;" Administrative offices of individual schools.

TABLE 6H  
 PERCENTAGE OF HAWAII STATE HIGH SCHOOL GRADUATES ENTERING  
 MAUI COMMUNITY COLLEGE BY DISTRICT AND SCHOOL  
 FALL 1988 TO FALL 1998

DISTRICT AND SCHOOL	1988	1989	1990	1991	1992	1993	1994	1995	1996	1997	1998
TOTAL .....	1	1	2	2	2	2	2	2	2	3	3
PUBLIC SCHOOLS .....	1	1	2	2	3	2	3	3	3	3	3
O'ahu, Regular .....		<1	<1	<1	<1	<1	<1	<1	<1	<1	<1
Honolulu .....			<1	<1			<1				
Farrington .....							<1				
Kaimuki .....				<1							
Kaiser .....			<1								
Kalani .....			<1								
Leeward .....		<1	<1		<1		<1	<1		<1	<1
Central .....			<1		<1			<1		<1	<1
Aiea .....								<1			
Leilehua .....									<1		
Mililani .....			<1					<1			
Moanalua .....					<1						<1
Radford .....										<1	
Leeward .....		<1					<1	<1		<1	<1
Campbell .....								<1			
Nanakuli .....										<1	
Pearl City .....		<1									
Wai'anae .....							<1			<1	
Waipahu .....							<1			<1	<1
Windward .....			<1		<1	<1			<1	<1	<1
Castle .....					<1	<1					<1
Kahuku .....					<1	<1			<1	<1	<1
Kailua .....			<1		<1	<1					
Kalaheo .....			<1								
O'ahu, Special .....											50
Olomana .....											100
Neighbor Islands .....	4	5	6	7	8	7	8	8	8	9	9
Hawai'i .....	<1		<1	<1	<1	<1	<1	<1	<1	<1	<1
Hilo .....								<1	<1	<1	<1
Honoka'a .....			<1						<1		
Ka'u .....				2							
Kohala .....					2		2	2			
Kona Waena .....				<1		<1	<1	<1	<1	<1	
Laupahoehoe .....			5								
Pahoa .....			<1					<1		<1	2
Waiakea .....	<1		<1		<1	<1	<1	<1	<1	<1	<1
Maui County .....	12	15	19	19	23	21	23	25	24	27	26
Baldwin .....	19	20	19	20	27	21	23	28	22	32	31
Hana .....	6	4	14	5	19	36	29	43	50	29	15
Lahaina Luna .....	9	9	14	15	20	16	19	20	15	23	17
Lana'i .....	3		4	10	24	15	6		9	14	8
Maui .....	10	17	27	24	25	26	28	28	31	30	29
Moloka'i .....	7	8	9	14	9	14	12	14	20	6	14
Kaua'i .....			<1	<1			<1	<1	<1	<1	<1
Kapa'a .....			<1					<1		<1	<1
Kaua'i .....							<1		1	<1	<1
Waimea .....			<1	<1							1

Table 6H (cont.)

DISTRICT AND SCHOOL	1988	1989	1990	1991	1992	1993	1994	1995	1996	1997	1998
PRIVATE SCHOOLS .....	1	1	<1	<1	<1	<1	<1	<1	1	<1	<1
O'ahu .....	<1	<1	<1	<1	<1	<1	<1	<1	<1	<1	<1
Damien .....					<1						
Hawaiian Mission Academy .....						2					
Kamehameha .....	1	1	<1	1	<1	1	<1	<1	2	<1	2
Lutheran High Sch Hawai'i .....			2								
Hawai'i .....									<1		
Hawai'i Prep Academy .....									1		
Maui County .....	9	21	19	16	17	7	10	11	17	17	11
Saint Anthony .....	13	30	26	25	28	13	18	20	31	28	24
Seabury Hall .....	2		3	5	5			3	6	7	

SOURCE: UH Report 1428B, "Details of Hawai'i High School Backgrounds;" Administrative offices of individual schools.



TABLE 6I  
 PERCENTAGE OF HAWAI'I STATE HIGH SCHOOL GRADUATES ENTERING  
 WINDWARD COMMUNITY COLLEGE BY DISTRICT AND SCHOOL  
 FALL 1988 TO FALL 1998  
 Table 6I (cont.)

DISTRICT AND SCHOOL	1988	1989	1990	1991	1992	1993	1994	1995	1996	1997	1998
TOTAL .....	1	1	1	1	1	1	1	1	1	1	1
PUBLIC SCHOOLS .....	1	1	1	<1	1	1	1	1	1	1	1
O'ahu, Regular .....	2	1	2	1	2	2	2	2	2	2	2
Honolulu .....	<1	<1	<1	<1	<1	<1	<1	<1	<1	<1	<1
Farrington .....	<1				<1					<1	
Kaimuki .....	<1					<1					<1
Kaiser .....	1	1		<1	1		<1	1	1	<1	
Kalani .....		<1				<1		<1			
McKinley .....	<1	<1		<1			<1		<1	<1	<1
Roosevelt .....	1		<1	<1	<1	<1	<1			<1	<1
Leeward .....	<1	<1	<1		<1	<1	<1	<1	<1		<1
Central .....	<1	<1	<1		<1	<1	<1	<1			<1
Leilehua .....						<1					
Mililani .....											<1
Moanalua .....	1		<1		<1		<1	<1			<1
Radford .....		<1									
Waialua .....					1						
Leeward .....			<1				<1		<1		<1
Campbell .....			<1								
Wai'anae .....									<1		
Waipahu .....							<1				<1
Windward .....	10	7	10	8	10	9	9	12	10	11	12
Castle .....	12	9	13	8	10	12	13	16	14	15	18
Kahuku .....	3	1	2	2	4	3	4	3	3	5	6
Kailua .....	9	6	8	9	11	6	7	6	10	11	9
Kalaheo .....	11	10	16	14	15	16	12	21	14	12	12
O'ahu, Special .....								40			
Olomana .....								40			
Neighbor Islands .....	<1	<1		<1	<1	<1	<1	<1	<1	<1	<1
Hawai'i .....	<1			<1		<1	<1	<1	<1	<1	<1
Hilo .....								<1			<1
Honoka'a .....								<1	<1	1	
Kohala .....									2		
Kona Waena .....				<1		<1		<1		<1	<1
Pahoa .....						<1					
Waiakea .....	<1						<1	<1	<1		
Maui County .....	<1	<1		<1			<1		<1	<1	
Baldwin .....		<1					<1				
Hana .....										4	
Lahaina Luna .....									<1		
Maui .....				<1							
Moloka'i .....	1						<1				
Kaua'i .....					<1						
Waimea .....					<1						

Table 6I (cont.)

DISTRICT AND SCHOOL	1988	1989	1990	1991	1992	1993	1994	1995	1996	1997	1998
PRIVATE SCHOOLS .....	1	1	1	1	2	<1	2	1	1	1	1
O'ahu .....	1	1	1	1	2	1	2	1	2	1	1
Academy of the Pacific .....				4			16	3	3	4	3
Damien .....	2	1	2	3	<1	1	2		2	2	<1
Hawai'i Baptist Academy .....	3					1	1		2	1	2
Hawai'i School for Girls .....						4					
Hawaiian Mission Academy .....		2		2	4		2	3	10		2
Iolani .....									<1		
Kailua Christian Academy .....						33		100	20	29	40
Kamehameha .....	2	2	2	2	5	2	3	2	2	2	2
Koolau Baptist .....	10					14	13	13	10		
Lutheran High Sch Hawai'i .....	2						5	8	3	4	7
Maryknoll .....	5		<1	3	2	1	2		<1	<1	4
Mid-Pacific Institute .....	2		2	2	<1	<1	<1		1	1	2
Punahou .....	<1	<1	<1	<1	<1	<1	<1	<1	<1	<1	<1
Redemption Academy .....							38	15	25	14	13
Sacred Hearts Academy .....	1		<1				<1	3	1	1	2
Saint Francis .....	3			2	5	2	5	2	3	6	
Saint Louis .....	1	1	2	<1	2	<1	2	5	<1	<1	2
Star of the Sea 1/ .....	6		8								
University .....						5	2		5		
Hawai'i .....				1			<1				<1
Hawai'i Prep Academy .....				3							1
Saint Joseph .....							2				
Maui County .....			1								
Molokai Christian Acad .....			2								
Kaua'i .....							17				
Kaua'i Christian Academy .....							25				

1/ High school program discontinued after Fall 1990.

SOURCE: UH Report 1428B, "Details of Hawai'i High School Backgrounds;" Administrative offices of individual schools.

APPENDIX 1  
HAWAII STATE HIGH SCHOOL GRADUATES BY GENDER  
UNIVERSITY OF HAWAII  
FALL 1988 TO FALL 1998

TOTAL	TOTAL	H%	MEN	H%	WOMEN	H%	NO DATA	H%
1988	13,449	100.0	6,724	50.0	6,725	50.0		
1989	13,094	100.0	6,781	51.8	6,313	48.2		
1990	12,278	100.0	6,278	51.1	6,000	48.9		
1991	11,877	100.0	5,897	49.7	5,980	50.3		
1992	12,015	100.0	6,010	50.0	5,976	49.7	29	0.2
1993	11,675	100.0	5,728	49.1	5,947	50.9		
1994	12,353	100.0	6,212	50.3	6,141	49.7		
1995 1/	12,434	100.0	1,189	9.6	1,261	10.1	9,984	80.3
1996	12,482	100.0	1,222	9.8	1,265	10.1	9,995	80.1
1997 2/	12,312	100.0	1,245	10.1	1,283	10.5	9,784	79.4
1998	12,915	100.0	1,271	9.8	1,275	9.9	10,369	80.3
<b>PUBLIC</b>								
1988	10,751	100.0	5,408	50.3	5,343	49.7		
1989	10,551	100.0	5,436	51.5	5,115	48.5		
1990	9,848	100.0	5,057	51.4	4,791	48.6		
1991	9,482	100.0	4,691	49.5	4,791	50.5		
1992	9,615	100.0	4,830	50.2	4,756	49.5	29	0.3
1993	9,320	100.0	4,706	50.5	4,614	49.5		
1994	9,870	100.0	4,962	50.3	4,908	49.7		
1995 1/	9,984	100.0					9,984	100.0
1996	9,995	100.0					9,995	100.0
1997	9,784	100.0					9,784	100.0
1998	10,369	100.0					10,369	100.0
<b>PRIVATE</b>								
1988	2,698	100.0	1,316	48.8	1,382	51.2		
1989	2,543	100.0	1,345	52.9	1,198	47.1		
1990	2,430	100.0	1,221	50.2	1,209	49.8		
1991	2,395	100.0	1,206	50.4	1,189	49.6		
1992	2,400	100.0	1,180	49.2	1,220	50.8		
1993	2,355	100.0	1,022	43.4	1,333	56.6		
1994	2,483	100.0	1,250	50.3	1,233	49.7		
1995	2,450	100.0	1,189	48.5	1,261	51.5		
1996	2,487	100.0	1,222	49.1	1,265	50.9		
1997 2/	2,528	100.0	1,245	49.2	1,283	50.8		
1998	2,546	100.0	1,271	49.9	1,275	50.1		

1/ No breakdown by gender available for public schools graduates, beginning June 1995.

2/ Private high school graduate count revised.

SOURCE: Department of Education, State of Hawaii; Administrative offices of private high schools.

APPENDIX 2  
STATE OF HAWAI'I  
JUNE 1998 HIGH SCHOOL GRADUATES

DISTRICT AND SCHOOL	TOTAL	MALE	FEMALE	NO DATA
TOTAL .....	12,915	1,271	1,275	10,369
PUBLIC SCHOOLS 1/ .....	10,369			10,369
O'ahu, Regular .....	6,812			6,812
Honolulu .....	1,872			1,872
Farrington .....	391			391
Kaimuki .....	289			289
Kaiser .....	280			280
Kalani .....	240			240
McKinley .....	347			347
Roosevelt .....	325			325
Leeward .....	3,832			3,832
Central .....	2,071			2,071
Aiea .....	341			341
Leilehua .....	313			313
Mililani .....	507			507
Moanalua .....	503			503
Radford .....	270			270
Waialua .....	137			137
Leeward .....	1,761			1,761
Campbell .....	357			357
Nanakuli .....	153			153
Pearl City .....	411			411
Wai'anae .....	375			375
Waipahu .....	465			465
Windward .....	1,108			1,108
Castle .....	417			417
Kahuku .....	291			291
Kailua .....	223			223
Kalaheo .....	177			177
O'ahu, Special .....	2			2
Hawai'i Center for Deaf & Blind .....	1			1
Olomana .....	1			1
Neighbor Islands .....	3,555			3,555
Hawai'i .....	1,673			1,673
Hilo .....	352			352
Honoka'a .....	190			190
Ka'u .....	58			58
Kohala .....	79			79
Kona Waena .....	350			350
Laupahoehoe .....	30			30
Pahoa .....	132			132
Waiakea .....	482			482
Maui County .....	1,187			1,187
Baldwin .....	437			437
Hana .....	26			26
Lahaina Luna .....	162			162
Lana'i .....	39			39
Maui .....	428			428
Moloka'i .....	95			95

## Appendix 2 (cont.)

DISTRICT AND SCHOOL	TOTAL	MALE	FEMALE	NO DATA
Kaua'i .....	695			695
Kapa'a .....	243			243
Kaua'i .....	267			267
Ni'ihau .....	2			2
Waimea .....	183			183
PRIVATE SCHOOLS 2/ .....	2,546	1,271	1,275	
O'ahu .....	2,235	1,121	1,114	
Academy of the Pacific .....	37	26	11	
Damien .....	108	108		
Hale O Ulu School .....	8	2	6	
Hanalani .....	25	8	17	
Hawai'i Baptist Academy .....	91	44	47	
Hawai'i School for Girls .....	28		28	
Hawaiian Mission Academy .....	46	26	20	
Honolulu Waldorf School 3/ .....	8	3	5	
Iolani .....	223	114	109	
Kailua Christian Academy .....	5	3	2	
Kamehameha .....	444	222	222	
Koolau Baptist .....	5	3	2	
Lanakila Baptist .....	30	10	20	
Lutheran High School of Hawai'i .....	28	22	6	
Maile Bible .....	1		1	
Maryknoll .....	135	63	72	
Mid-Pacific Institute .....	171	97	74	
Punahou .....	408	190	218	
Redemption Academy .....	8	4	4	
Sacred Hearts Academy .....	103		103	
Saint Andrew's Priory .....	39		39	
Saint Francis .....	72		72	
Saint Louis .....	132	132		
University Lab .....	52	25	27	
Varsity .....	28	19	9	
Hawai'i .....	168	87	81	
Christian Liberty .....	12	5	7	
Hawai'i Prep Academy .....	67	37	30	
Makua Lani Christian .....	16	5	11	
Parker .....	20	9	11	
Saint Joseph .....	53	31	22	
Maui County .....	133	58	75	
Ka'ahumanu Hou Christian .....	17	10	7	
Molokai Christian Acad .....	1		1	
Saint Anthony .....	59	31	28	
Seabury Hall .....	56	17	39	
Kaua'i .....	10	5	5	
Kahili Adventist School .....	10	5	5	

1/ No breakdown by gender provided by the Department of Education, State of Hawai'i.

2/ Counts were obtained from an IRO conducted polling of private high school admin offices.

3/ First graduating class June 1998.

SOURCE: Department of Education, State of Hawai'i; Administrative offices of private high schools.