

**MULTIPLE REGISTRANTS ACROSS
THE UNIVERSITY OF HAWAI'I SYSTEM**

FALL 2007

Institutional Research Office

University of Hawai'i

November 2007

File Reference: Management and Planning Support Folder, Students

Reports available online at: <http://www.hawaii.edu/iro/maps.htm>

MULTIPLE REGISTRANTS
STUDENTS ENROLLED AT MORE THAN ONE CAMPUS
UNIVERSITY OF HAWAI'I
FALL 2007

INTRODUCTION

The purpose of this report is to highlight the enrollment patterns of students registered at more than one campus in the University of Hawai'i system. The accompanying tables provide summary information on multiple registrants for the fall semesters from Fall 2003 to Fall 2007. Detailed tables showing enrollment patterns across campuses are provided for the Fall 2007 semester.

TABLES

Table 1 shows historical data for the fall semesters from Fall 2003 to Fall 2007. Students are grouped by the number of campuses at which they are enrolled for each semester. Each student is counted only once, and the total for each semester equals the unduplicated headcount for the UH system.

Table 1A shows enrollment by UH campus for Fall 2007, with each student counted only once across the UH system. A student enrolled at only one campus is counted at the campus at which enrolled, regardless of whether or not that campus is the student's home campus. A student enrolled at more than one campus, and who is also enrolled at his / her home-campus (as defined in Banner / ODS), is counted at the home campus. Note that there were 97 multiple registrants who were not enrolled at their home campuses.

Table 2 shows enrollment by UH campus for Fall 2007, with students counted at every campus at which enrolled. These counts are unduplicated for each campus, but duplicated across the UH system. The headcounts for the campuses tie to the official census headcounts.

Table 3 provides information about the enrollment distribution of multiple registrants across the UH campuses. The counts for the "At Main Campus" column tie to those shown in Table 2 for the "Multiple Registrants" column; these are headcounts of multiple registrants at the main campus. The remaining columns show the other UH campuses where these students are enrolled; the Subtotal is multiple-counted. The Total System count is the sum of these two figures, and is also multiple-counted. For example, there were 1,036 students enrolled at UH Mānoa and also registered at one other UH campus, for a total of $1,036 * 2 = 2,072$ enrollments across the UH system. For students enrolled at two other campuses, the total enrollment count = $74 * 3 = 222$: 74 students enrolled at UH Mānoa, and $74 * 2 = 148$ enrollments at other campuses. Similarly, there were 5 students enrolled at four campuses, including UH Mānoa, for a total of 20 enrollments for the system. Table 3A gives the percentage distribution of these multiple registrants across the UH system, by UH campus.

Table 4 provides information on students who were not enrolled at their home-campuses, but who were registered at one or more campuses in the UH system. Table 4A provides additional detail for the Fall 2007 semester.

ANALYSIS

In Fall 2007, 2,603 students were enrolled at more than one UH campus (Table 1). This figure represents 5.5% of the total student population for the UH system. The percentage of multiple registrants measured 3.8% in Fall 2003 (the first semester in which all campuses in the UH system had implemented the Banner registration system), and has increased slowly every semester. The vast majority of multiple registrants were enrolled at two campuses, with a few students enrolled in as many as five campuses.

For Fall 2007, Kapi'olani Community College again had the highest percentage of multiple registrants, at 19.4% of total enrollment (Table 2). With the exception of Maui CC, all the UH Community Colleges had double-digit rates for multiple registrants. This fact is not surprising, given the current business practice that allows students to enroll at more than one UH Community College with a single application. UH-West O'ahu also showed a relatively high rate of multiple registrants, at 17.9% of total enrollment. Both UH Mānoa and UH Hilo had rates between 5% and 6%. These rates are slightly higher than the previous fall semester,

Tables 3 and 3A show the enrollment patterns by campus for multiple registrants. Perhaps not surprising is that students tend to enroll at other campuses within the same geographic area. For example, multiple registrants at UH Mānoa are concurrently enrolled primarily at Kapi'olani and Leeward CC. Similarly, multiple registrants at UH Hilo are concurrently enrolled primarily at Hawai'i CC, while most multiple registrants at UH-West O'ahu are concurrently enrolled at Leeward CC.

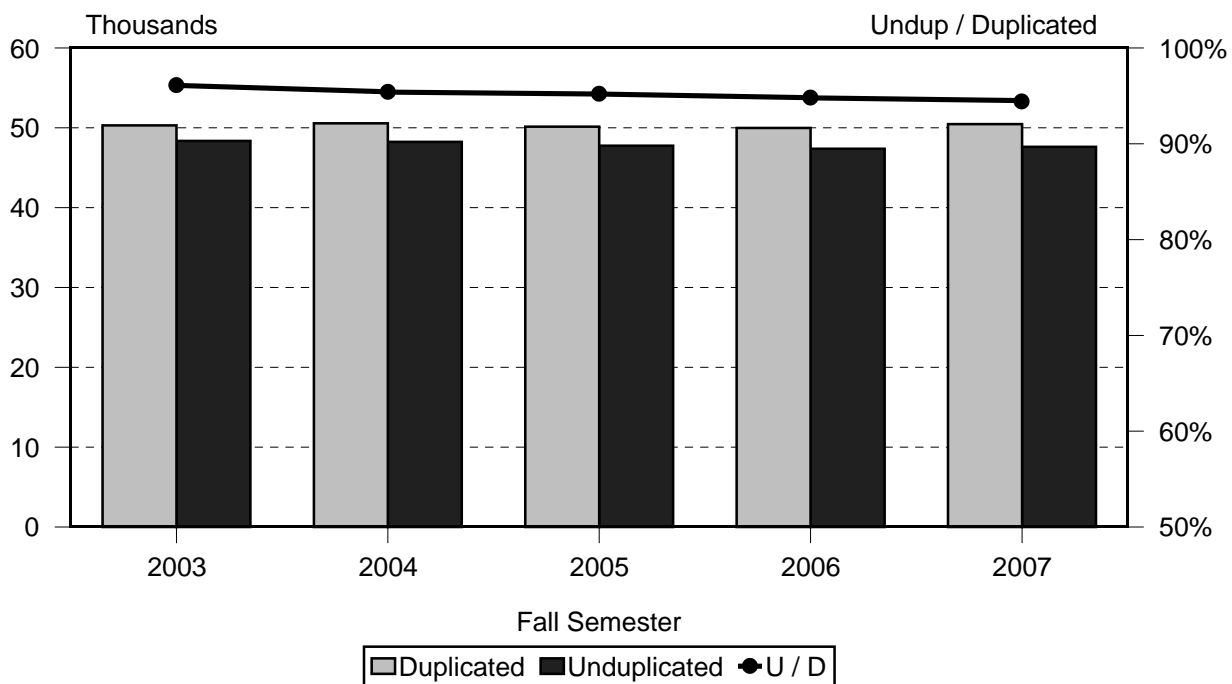
Among the UH Community Colleges, Kapi'olani CC had the largest number of multiple registrants concurrently enrolled at the four year campuses, with over 630 students concurrently enrolled at UH Mānoa (Table 3). Hawai' CC had the most students concurrently enrolled at UH Hilo (151), while Leeward CC had the most students concurrently enrolled at UH-West O'ahu (75).

For Fall 2007, there were 1,143 students who were not enrolled at their home-campuses (but who were registered at some other campus in the UH system). This figure represents 2.4% of the total UH system unduplicated headcount (Table 4). The number and percentage appear to be fairly stable over time. The vast majority of these students were home-based at the UH Community Colleges and enrolled at only one campus (Table 4A).

Detailed information on the multiple registrants, such as cumulative credits earned, grade point averages, majors and degrees are beyond the scope of this report. However, the IRO views in ODS allow for such detailed analysis. The reader is invited to contact the UH Institutional Research Office for more information or to visit the website, at the following url: <http://www.hawaii.edu/iro/>.

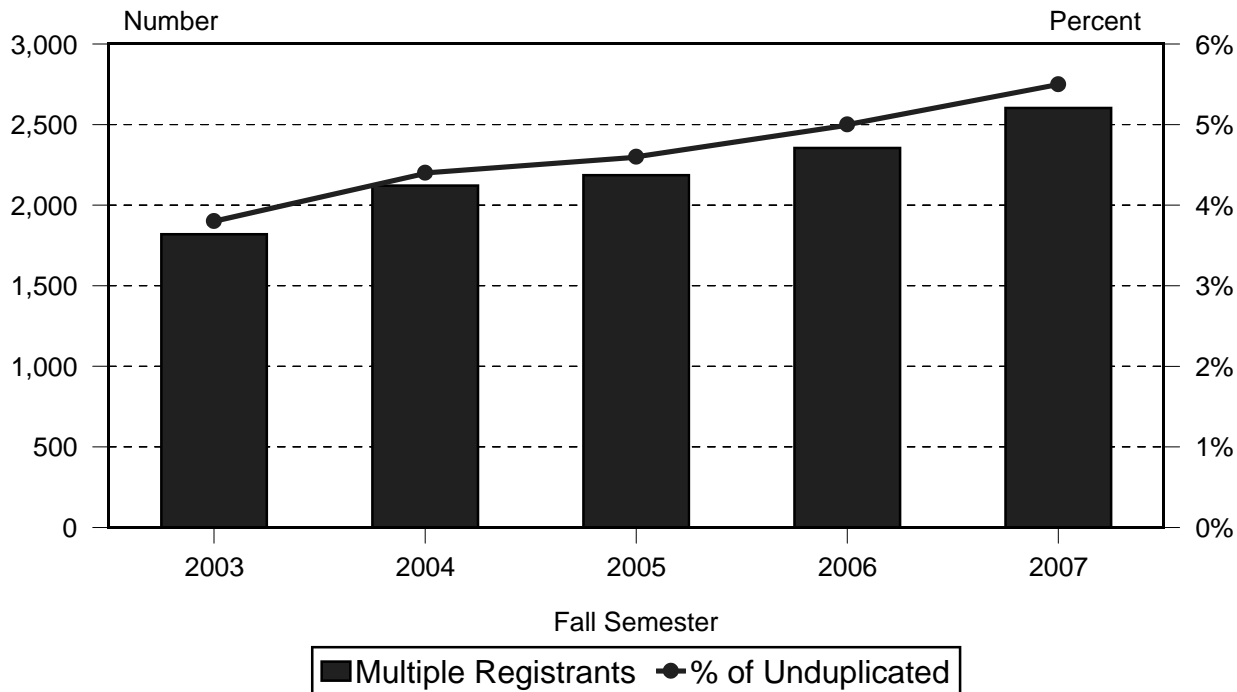
Multiple Registrants in the UH System

Figure 1
UH System Headcounts - Duplicated and Unduplicated



Duplicated counts each student at each campus where registered.
 Unduplicated counts each student once for the UH system.

Figure 2
Multiple Registrants Across the UH System



Multiple Registrants in the UH System

Figure 3
Multiple Registrants per UH Campus - Fall 2007

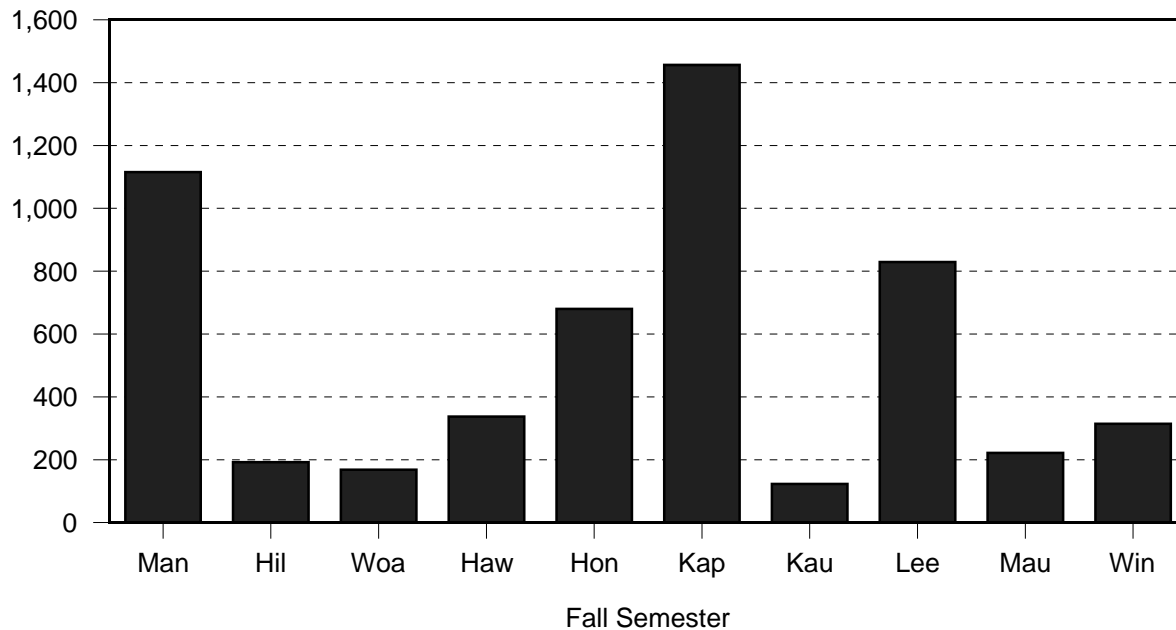


Figure 4
Students Not Registered at Home Campus

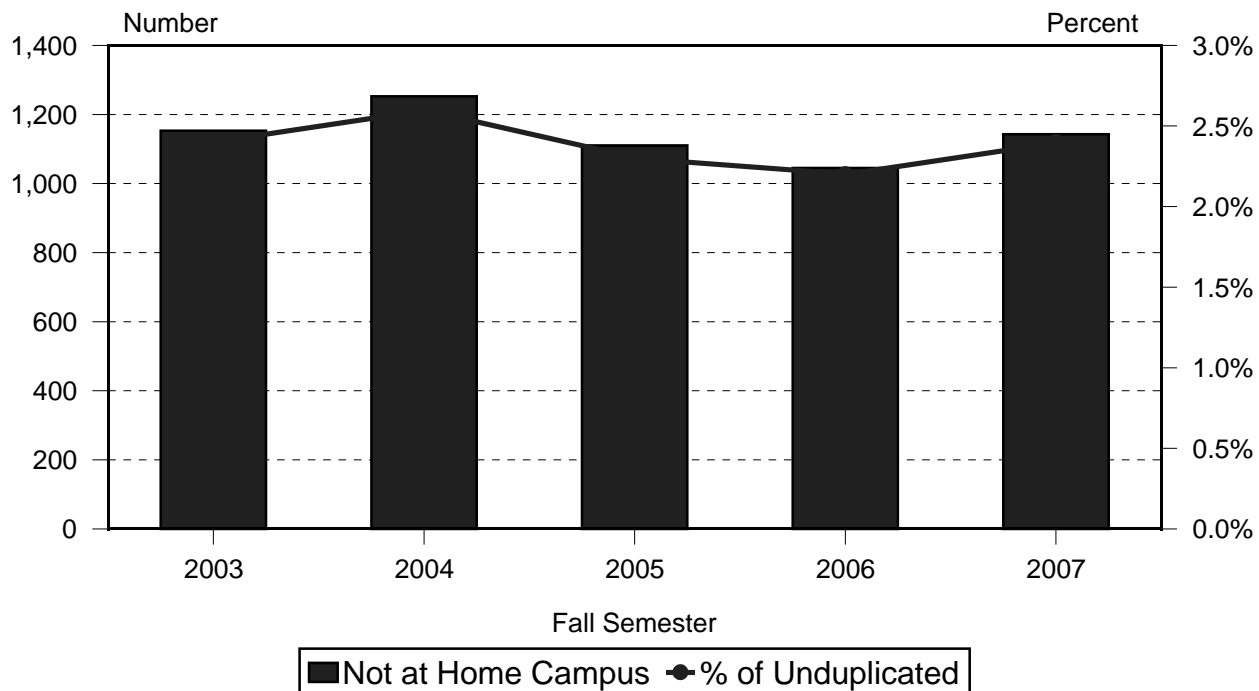


TABLE 1
MULTIPLE REGISTRANTS
UNIVERSITY OF HAWAI'I
(Unduplicated Headcount Across the UH System)

Fall Semester	Total Unduplicated Headcount	Students Enrolled at Only 1 Campus		Multiple Registrants		Number of Additional Campuses at Which Enrolled							
		No.	H%	Subt	H%	Two		Three		Four		Five	
						No.	H%	No.	H%	No.	H%	No.	H%
Fall 2007	47,621	45,018	94.5	2,603	5.5	2,389	5.0	199	0.4	14	<0.1	1	<0.1
Fall 2006	47,391	45,036	95.0	2,355	5.0	2,136	4.5	197	0.4	19	<0.1	3	<0.1
Fall 2005	47,763	45,577	95.4	2,186	4.6	1,994	4.2	177	0.4	14	<0.1	1	<0.1
Fall 2004	48,246	46,125	95.6	2,121	4.4	1,940	4.0	162	0.3	17	<0.1	2	<0.1
Fall 2003	48,347	46,527	96.2	1,820	3.8	1,683	3.5	124	0.3	13	<0.1		

Note: System unduplicated headcount = Students Enrolled at Only 1 Campus + subtotal Multiple Registrants.

This table counts each student only once for the University of Hawai'i system.

Source: Banner Datamart / ODS; Census data.

TABLE 1A
 MULTIPLE REGISTRANTS ACROSS THE UH SYSTEM
 UNIVERSITY OF HAWAI'I
 (Unduplicated Headcount Across the System)
 FALL 2007

Campus at Which Students Are Home-Based	UH System Unduplicated Headcount	Students Enrolled at Only 1 Campus ¹		Multiple Registrants		Number of Additional Campuses at Which Enrolled ²							
		No.	H%	Subt	H%	Two		Three		Four		Five	
						No.	H%	No.	H%	No.	H%	No.	H%
UH System	47,621	45,018	94.5	2,603	5.5	2,389	5.0	199	0.4	14	<0.1	1	<0.1
UH Mānoa	20,018	18,936	94.6	1,082	5.4	1,009	5.0	69	0.3	4	<0.1		
UH Hilo	3,545	3,381	95.4	164	4.6	154	4.3	10	0.3				
UH-West O'ahu	916	772	84.3	144	15.7	133	14.5	11	1.2				
Hawai'i CC	2,352	2,266	96.3	86	3.7	80	3.4	6	0.3				
Honolulu CC	3,510	3,347	95.4	163	4.6	153	4.4	10	0.3				
Kapi'olani CC	6,391	6,061	94.8	330	5.2	307	4.8	23	0.4				
Kaua'i CC	1,029	928	90.2	101	9.8	79	7.7	19	1.9	3	0.3		
Leeward CC	5,280	5,058	95.8	222	4.2	202	3.8	18	0.3	1	<0.1	1	<0.1
Maui CC	2,849	2,759	96.8	90	3.2	80	2.8	9	0.3	1	<0.1		
Windward CC	1,634	1,510	92.4	124	7.6	106	6.5	15	0.9	3	0.2		
Not Home-Based ³	97			97	100.0	86	88.7	9	9.3	2	2.1		

Note: The total headcount for the UH system is unduplicated: i.e. students are counted only once.

¹ A student enrolled at only one campus is counted where registered, even if the campus is not the home-campus of the student.

² A student enrolled at more than one campus, and who is also enrolled at his / her home-campus, is counted at the home campus.

³ Students enrolled at more than one campus, none of which is the home-campus of the student (multiple registrants only).

Source: Banner Datamart / ODS; Census data.

TABLE 2
MULTIPLE REGISTRANTS BY CAMPUS AT WHICH ENROLLED
UNIVERSITY OF HAWAI'I
(Unduplicated Headcount by Campus, Duplicated Across the System)
FALL 2007

Campus at Which Students Are Enrolled	Total Duplicated Headcount ¹	Students Enrolled at Only 1 Campus ²		Multiple Registrants		Number of Additional Campuses at Which Enrolled ³							
		No.	H%	Subt	H%	Two		Three		Four		Five	
						No.	H%	No.	H%	No.	H%	No.	H%
UH System	50,454	45,018	89.2	5,436	10.8	4,778	9.5	597	1.2	56	0.1	5	<0.1
UH Mānoa	20,051	18,936	94.4	1,115	5.6	1,036	5.2	74	0.4	5	<0.1		
UH Hilo	3,573	3,381	94.6	192	5.4	182	5.1	10	0.3				
UH-West O'ahu	940	772	82.1	168	17.9	153	16.3	15	1.6				
Hawai'i CC	2,603	2,266	87.1	337	13.0	284	10.9	44	1.7	9	0.4		
Honolulu CC	4,027	3,347	83.1	680	16.9	563	14.0	108	2.7	8	0.2	1	<0.1
Kapi'olani CC	7,517	6,061	80.6	1,456	19.4	1,311	17.4	137	1.8	7	0.1	1	<0.1
Kaua'i CC	1,051	928	88.3	123	11.7	94	8.9	23	2.2	5	0.5	1	0.1
Leeward CC	5,887	5,058	85.9	829	14.1	715	12.2	102	1.7	11	0.2	1	<0.1
Maui CC	2,981	2,759	92.6	222	7.5	185	6.2	32	1.1	4	0.1	1	<0.1
Windward CC	1,824	1,510	82.8	314	17.2	255	14.0	52	2.9	7	0.4		

¹ The official headcount of the campus. Includes both students enrolled at only one campus plus multiple registrants.

² Students enrolled at one and only one campus. Includes all students enrolled at the campus shown, irregardless of a student's home-campus.

³ Students enrolled at both the campus shown and some other UH campus.

Note: The total headcount for the UH system is duplicated: i.e. students enrolled at more than one campus are multiple counted.

Source: Banner Datamart / ODS; Census data.

TABLE 3 (cont.)

Main UH Campus Enrolling Student	Total System	At Main Campus	All Other UH Campuses Where Students Are Enrolled													
			SUBT	MAN	HIL	WOA	HAW	HON	KAP	KAU	LEE	MAU	WIN			
Kaua'i CC	282	123														
Two	188	94	94	3	1	2	18	26	17		11	16				
Three	69	23	46		3	2	12	10	8		4	5	2			
Four	20	5	15				4	3	2		4	2				
Five	5	1	4					1	1		1	1				
Leeward CC	1,785	829														
Two	1,430	715	715	186	4	75	24	120	240	11		26	29			
Three	306	102	204	32	2	10	13	48	64	4		11	20			
Four	44	11	33	3			6	8	6	4		1	5			
Five	5	1	4					1	1	1		1				
Maui CC	487	222														
Two	370	185	185	29	7	23	17	25	35	16	26		7			
Three	96	32	64	3			5	14	18	5	11		8			
Four	16	4	12	2			4		1	2	1		2			
Five	5	1	4					1	1	1	1					
Windward CC	694	314														
Two	510	255	255	73		6	7	32	101		29	7				
Three	156	52	104	19		1	6	15	33	2	20	8				
Four	28	7	21	3			4	4	3		5	2				

This table counts multiple registrants by their distribution across UH campuses. For example, there were 1,036 students enrolled at both UH Mānoa and one other UH campus. Of those 1,036 students, 2 were enrolled at UH Hilo, 6 at UH-West O'ahu, 12 at Hawai'i CC, and so forth. The total number of enrollments at UH campuses other than UH Mānoa for these students would be 1,036; the total number of enrollments across the UH system for these students (including UH Mānoa) would be $1,036 * 2 = 2,072$.

For students enrolled at three campuses, the total number of enrollments is the number at the main campus multiplied by three. For example, of the 44 students enrolled at Hawai'i CC and two other UH campuses, the total number of enrollments at campuses in the UH system other than Hawai'i CC would be $44 * 2 = 88$. The total number of enrollments across the UH system (including Hawai'i CC) for these students would be $44 * 3 = 132$.

Source: Banner Datamart / ODS; Census data.

TABLE 3A
DISTRIBUTION OF MULTIPLE REGISTRANTS ACROSS UH CAMPUSES
COUNTED BY PERCENT OF MULTIPLE REGISTRANTS
UNIVERSITY OF HAWAI'I
FALL 2007

Main UH Campus Enrolling Student	Multiple Registrants		Percent of Multiple Registrants Enrolled at Other UH Campuses									
	No.	H %	MAN	HIL	WOA	HAW	HON	KAP	KAU	LEE	MAU	WIN
UH Mānoa												
Two	1,036	100.0		0.2	0.6	1.2	8.6	61.4	0.3	18.0	2.8	7.0
Three	148	100.0			0.7	2.0	23.0	37.8		21.6	2.0	12.8
Four	15	100.0				20.0	6.7	20.0		20.0	13.3	20.0
UH Hilo												
Two	182	100.0	1.1		4.9	83.0	1.1	3.3	0.5	2.2	3.8	
Three	20	100.0			15.0	30.0	10.0	20.0	15.0	10.0		
UH-West O'ahu												
Two	153	100.0	3.9	5.9		3.3	10.5	7.2	1.3	49.0	15.0	3.9
Three	30	100.0	3.3	10.0		3.3	26.7	13.3	6.7	33.3		3.3
Hawai'i CC												
Two	284	100.0	4.2	53.2	1.8		6.7	10.9	6.3	8.5	6.0	2.5
Three	88	100.0	3.4	6.8	1.1		22.7	25.0	13.6	14.8	5.7	6.8
Four	27	100.0	11.1				14.8	7.4	14.8	22.2	14.8	14.8
Honolulu CC												
Two	563	100.0	15.8	0.4	2.8	3.4		41.6	4.6	21.3	4.4	5.7
Three	216	100.0	15.7	0.9	3.7	9.3		30.1	4.6	22.2	6.5	6.9
Four	24	100.0	4.2			16.7		16.7	12.5	33.3		16.7
Five	4	100.0						25.0	25.0	25.0	25.0	
Kapi'olani CC												
Two	1,311	100.0	48.5	0.5	0.8	2.4	17.8		1.3	18.3	2.7	7.7
Three	274	100.0	20.4	1.5	1.5	8.0	23.7		2.9	23.4	6.6	12.0
Four	21	100.0	14.3			9.5	19.0		9.5	28.6	4.8	14.3
Five	4	100.0					25.0		25.0	25.0	25.0	

TABLE 3A (cont.)

Main UH Campus Enrolling Student	Multiple Registrants		Percent of Multiple Registrants Enrolled at Other UH Campuses									
	No.	H %	MAN	HIL	WOA	HAW	HON	KAP	KAU	LEE	MAU	WIN
Kaua'i CC												
Two	94	100.0	3.2	1.1	2.1	19.1	27.7	18.1		11.7	17.0	
Three	46	100.0		6.5	4.3	26.1	21.7	17.4		8.7	10.9	4.3
Four	15	100.0				26.7	20.0	13.3		26.7	13.3	
Five	4	100.0					25.0	25.0		25.0	25.0	
Leeward CC												
Two	715	100.0	26.0	0.6	10.5	3.4	16.8	33.6	1.5		3.6	4.1
Three	204	100.0	15.7	1.0	4.9	6.4	23.5	31.4	2.0		5.4	9.8
Four	33	100.0	9.1			18.2	24.2	18.2	12.1		3.0	15.2
Five	4	100.0					25.0	25.0	25.0		25.0	
Maui CC												
Two	185	100.0	15.7	3.8	12.4	9.2	13.5	18.9	8.6	14.1		3.8
Three	64	100.0	4.7			7.8	21.9	28.1	7.8	17.2		12.5
Four	12	100.0	16.7			33.3		8.3	16.7	8.3		16.7
Five	4	100.0					25.0	25.0	25.0	25.0		
Windward CC												
Two	255	100.0	28.6		2.4	2.7	12.5	39.6		11.4	2.7	
Three	104	100.0	18.3		1.0	5.8	14.4	31.7	1.9	19.2	7.7	
Four	21	100.0	14.3			19.0	19.0	14.3		23.8	9.5	

Note: Shows percentage distribution for multiple registrants only; excludes students enrolled at the main campus.

Source: Banner Datamart / ODS; Census data.

TABLE 4
STUDENTS NOT ENROLLED AT THEIR HOME-CAMPUSES
UNIVERSITY OF HAWAI'I

Semester	Unduplicated Headcount	Total Not at Home Campus	Percent of Undup	Home Campus of Student										
				MAN	HIL	WOA	HAW	HON	KAP	KAU	LEE	MAU	WIN	UNKN
Fall 2007	47,621	1,143	2.4	126	37	33	34	224	278	53	220	50	84	4
Fall 2006	47,391	1,045	2.2	70	35	1	37	232	287	46	211	41	70	15
Fall 2005	47,763	1,110	2.3	127	22	2	27	218	300	57	216	60	81	
Fall 2004	48,246	1,253	2.6	206	32	15	54	219	323	64	207	48	85	
Fall 2003	48,347	1,153	2.4	254	40	28	58	194	226	55	203	43	51	1

Shows students who not registered at their home campuses, but were registered at some other campus in the UH system.

Includes both students who were enrolled only one campus as well as multiple registrants.

"Percent of Unduplicated" shows total students not at home campus divided by total system unduplicated headcount for the semester.

Source: Banner Datamart / ODS; SIMS / Datamart for Fall 2003 and Fall 2004; Census data.

TABLE 4A
STUDENTS NOT ENROLLED AT THEIR HOME-CAMPUSES
UNIVERSITY OF HAWAI'I
FALL 2007

Campus at Which Students Are Home-Based	Headcount by Home Campus ¹	Total Not at Home Campus		Number of Campuses at Which Enrolled ²			
		Subt	H%	One	Two	Three	Four
UH System	47,621	1,143	2.4	1,046	86	9	2
UH Mānoa	20,133	126	0.6	112	11	2	1
UH Hilo	3,574	37	1.0	35	2		
UH-West O'ahu	940	33	3.5	30	2	1	
Hawai'i CC	2,326	34	1.5	29	5		
Honolulu CC	3,519	224	6.4	212	10	2	
Kapi'olani CC	6,319	278	4.4	260	15	2	1
Kaua'i CC	1,069	53	5.0	42	10	1	
Leeward CC	5,262	220	4.2	203	16	1	
Maui CC	2,863	50	1.8	46	4		
Windward CC	1,612	84	5.2	73	11		
Unknown ³	4	4		4			

Note: The total headcount for the UH system is unduplicated: i.e. students are counted only once.

¹ Student count by home-campus; shows total for campus, regardless of where students are registered.

² Shows count by number of campuses attended, for only those students not at home-campus.

³ Students whose home-campus could not be identified.

Source: Banner Datamart / ODS; Census data.