

**MULTIPLE REGISTRANTS ACROSS
THE UNIVERSITY OF HAWAI'I SYSTEM**

FALL 2008

Institutional Research Office

University of Hawai'i

May 2008

File Reference: Management and Planning Support Folder, Students

Reports available online at: <http://www.hawaii.edu/iro/>

MULTIPLE REGISTRANTS
STUDENTS ENROLLED AT MORE THAN ONE CAMPUS
UNIVERSITY OF HAWAI'I
FALL 2008

INTRODUCTION

The purpose of this report is to highlight the enrollment patterns of students registered at more than one campus in the University of Hawai'i system. The accompanying tables provide summary information on multiple registrants for the fall semesters from Fall 2003 to Fall 2008. Detailed tables showing enrollment patterns across campuses are provided for the Fall 2008 semester.

TABLES

Table 1 shows historical data for the fall semesters from Fall 2003 to Fall 2008. Students are grouped by the number of campuses at which they are enrolled for each semester. Each student is counted only once, and the total for each semester equals the unduplicated headcount for the UH system.

Table 1A shows enrollment by UH campus for Fall 2008, with each student counted only once across the UH system. A student enrolled at only one campus is counted at the campus at which enrolled, regardless of whether or not that campus is the student's home campus. A student enrolled at more than one campus, and who is also enrolled at his / her home-campus (as defined in Banner / ODS), is counted at the home campus. Note that there were 132 multiple registrants who were not enrolled at their home campuses.

Table 2 shows enrollment by UH campus for Fall 2008, with students counted at every campus at which enrolled. These counts are unduplicated for each campus, but duplicated across the UH system. The headcounts for the campuses tie to the official census headcounts.

Table 3 provides information about the enrollment distribution of multiple registrants across the UH campuses. The counts for the "At Main Campus" column tie to those shown in Table 2 for the "Multiple Registrants" column; these are headcounts of multiple registrants at the main campus. The remaining columns show the other UH campuses where these students are enrolled; the Subtotal is multiple-counted. The Total System count is the sum of these two figures, and is also multiple-counted. For example, there were 1,152 students enrolled at UH Mānoa and also registered at one other UH campus, for a total of $1,152 * 2 = 2,304$ enrollments across the UH system. For students enrolled at two other campuses, the total enrollment count = $83 * 3 = 249$: 83 students enrolled at UH Mānoa, and $83 * 2 = 166$ enrollments at other campuses. Similarly, there were 6 students enrolled at four campuses, including UH Mānoa, for a total of 24 enrollments for the system. Table 3A gives the percentage distribution of these multiple registrants across the UH system, by UH campus.

Table 4 provides information on students who were not enrolled at their home-campuses, but who were registered at one or more campuses in the UH system. Table 4A provides additional detail on these enrollments for the Fall 2008 semester.

ANALYSIS

In Fall 2008, 3,128 students were enrolled at more than one UH campus (Table 1). This figure represents 6.2% of the total unduplicated student population for the UH system. The percentage of multiple registrants measured 3.8% in Fall 2003 (the first semester in which all campuses in the UH system had implemented the Banner registration system), and has increased slowly every semester. The vast majority of multiple registrants were enrolled at two campuses, with a few students enrolled in as many as five campuses.

For Fall 2008, UH-West O'ahu had the highest percentage of multiple registrants as a percentage of total campus enrollment, at 23.5% (Table 2). Kapi'olani CC was a close second at 21% of enrollment. With the exception of Maui CC, all the UH Community Colleges had double-digit rates for multiple registrants. This fact is not surprising, given the current business practice that allows students to enroll at more than one UH Community College with a single application. UH Mānoa had a rate of 6.2%, while UH Hilo had a rate of 5.5%. These rates are slightly higher than the previous fall semester,

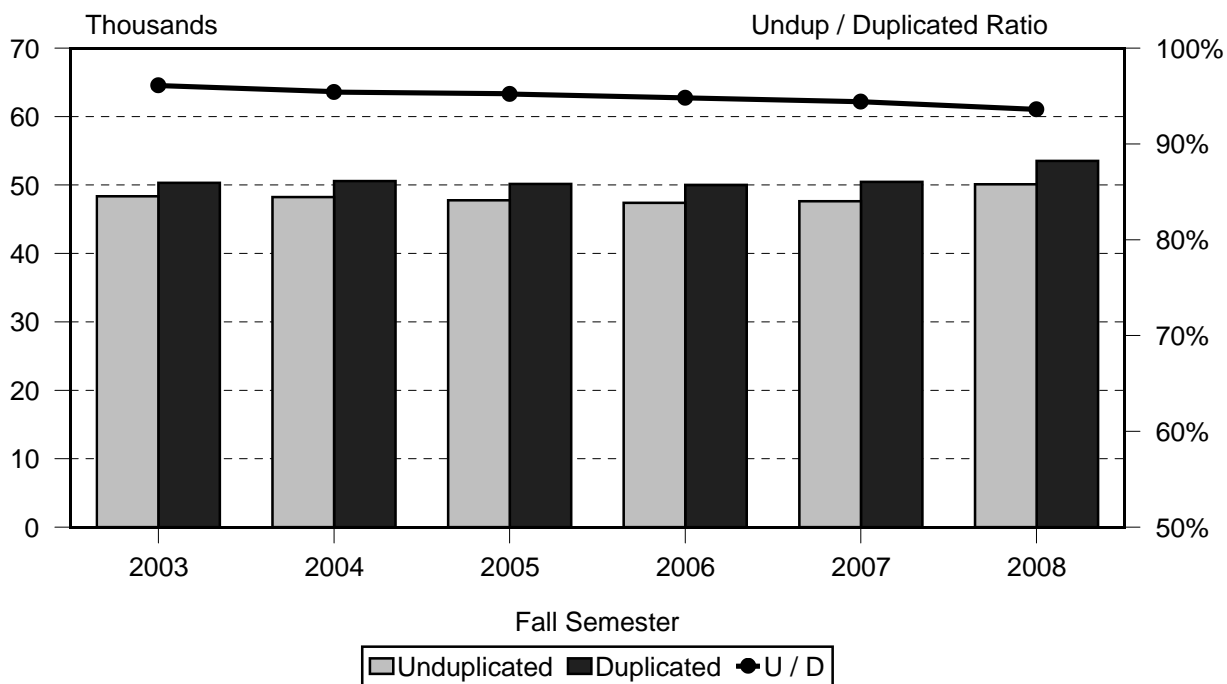
Tables 3 and 3A show the enrollment patterns by campus for multiple registrants. Perhaps not surprising is that students tend to enroll at other campuses within the same geographic area. For example, multiple registrants at UH Mānoa are concurrently enrolled primarily at Honolulu CC, Kapi'olani and Leeward CC. Similarly, multiple registrants at UH Hilo are concurrently enrolled primarily at Hawai'i CC, while most multiple registrants at UH-West O'ahu are enrolled at Leeward CC.

Among the UH Community Colleges, Kapi'olani CC had the largest number of multiple registrants concurrently enrolled at the four year campuses, with 781 students also enrolled at UH Mānoa (Table 3). Hawai' CC had the most students also enrolled at UH Hilo (165), while Leeward CC had the most students concurrently enrolled at UH-West O'ahu (162).

For Fall 2008, there were 1,243 students who were not enrolled at their home-campuses, but who were registered at some other campus in the UH system. This figure represents 2.5% of the total UH system unduplicated headcount (Table 4). The percentage appears to be fairly stable over time. The vast majority of these students were home-based at the UH Community Colleges and enrolled at only one campus (Table 4A). This fact would indicate that UH Community College students enroll at other UHCC campuses without changing their home campus designation.

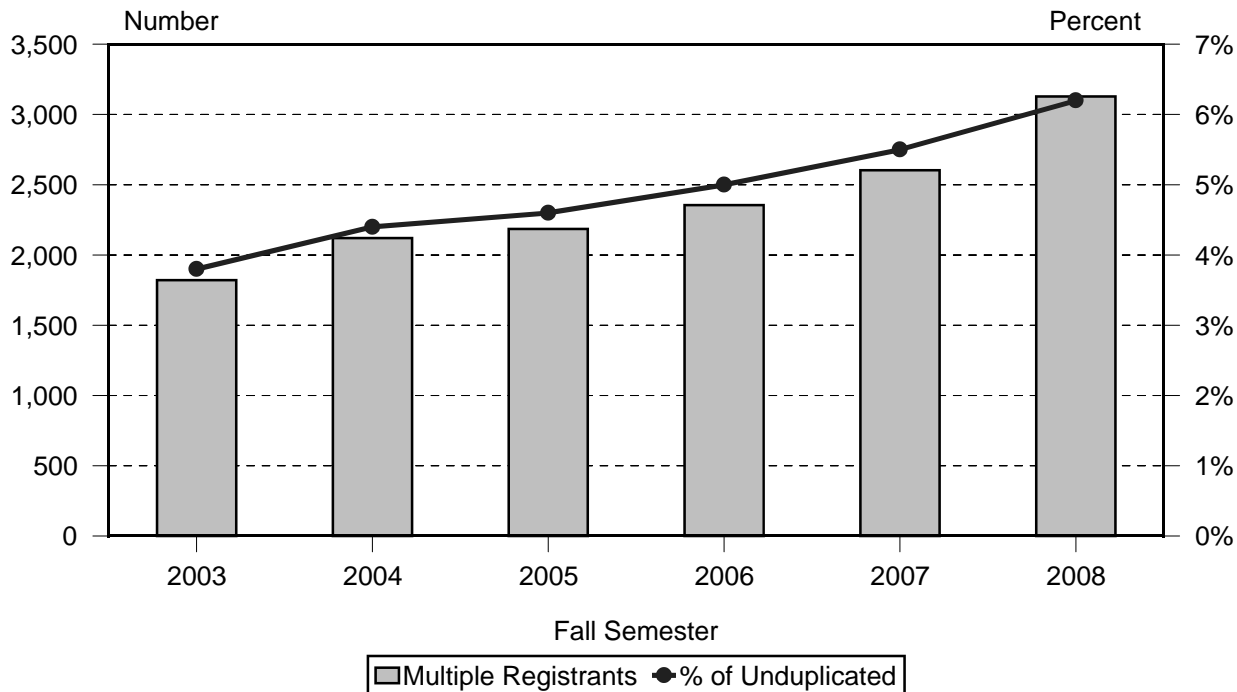
Multiple Registrants in the UH System

Figure 1
UH System Headcounts - Unduplicated and Duplicated



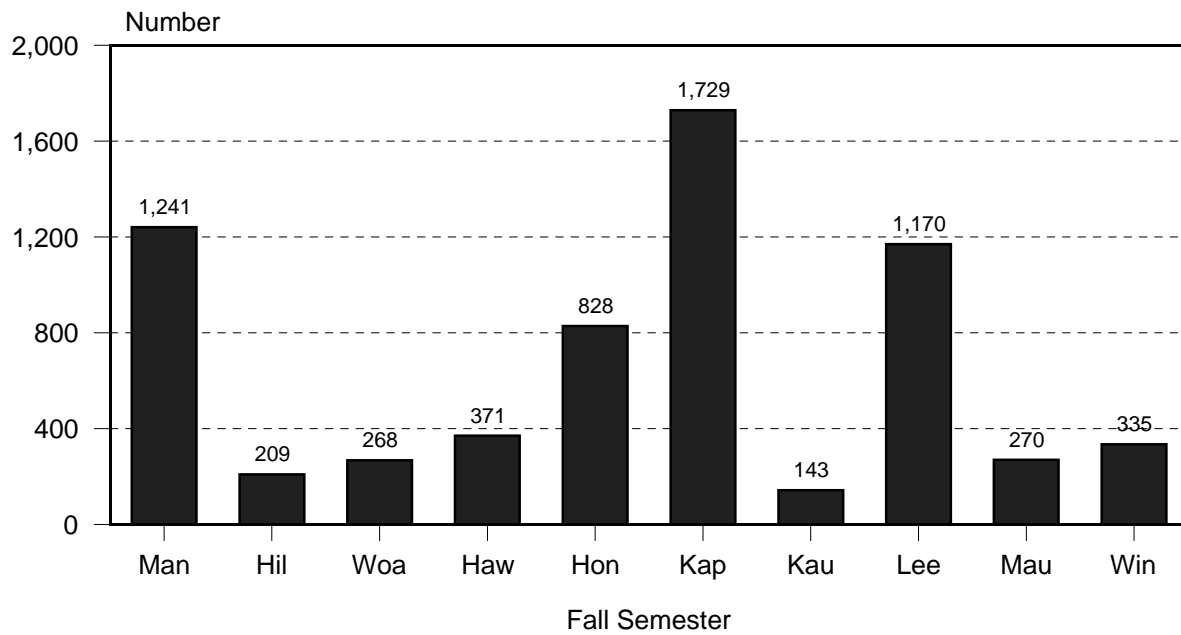
Duplicated counts each student at each campus where registered.
Unduplicated counts each student once for the UH system.

Figure 2
Multiple Registrants Across the UH System



Multiple Registrants in the UH System

Figure 3
Multiple Registrants per UH Campus - Fall 2008



Count of students enrolled at campus shown and at one or more additional campuses.
Count is duplicated across the UH system.

Figure 4
Students Not Registered at Home Campus

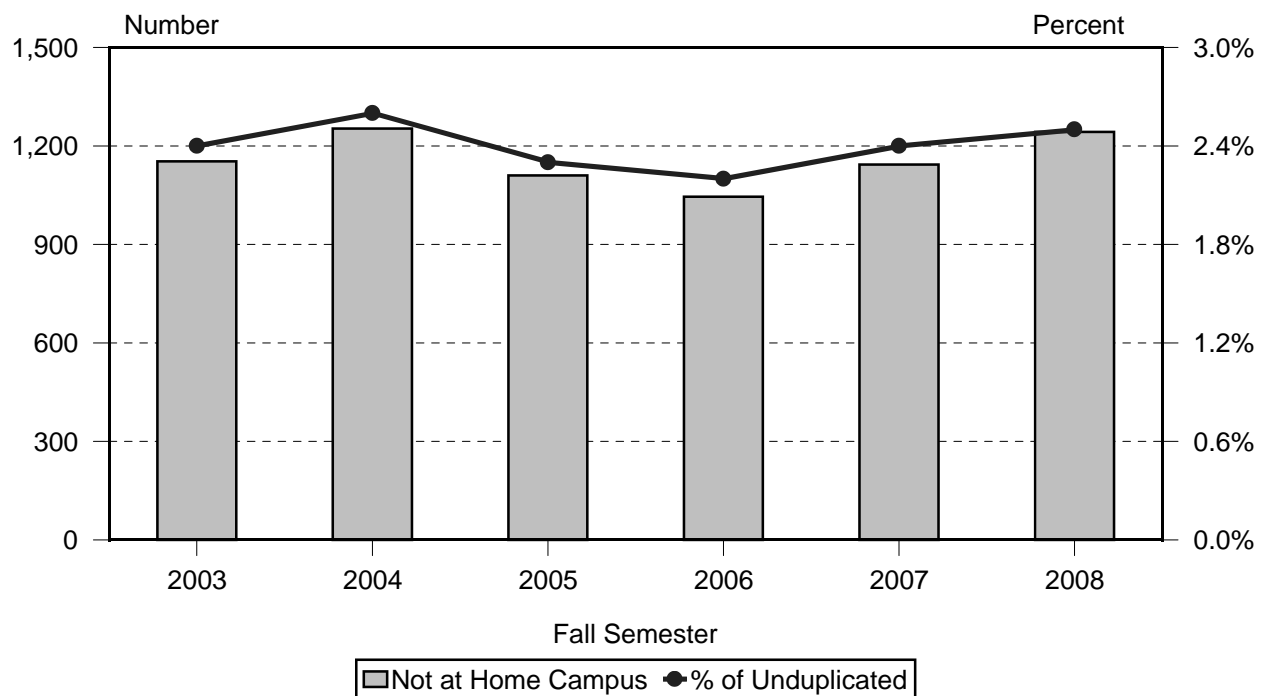


TABLE 1
MULTIPLE REGISTRANTS
UNIVERSITY OF HAWAII
(Unduplicated Headcount Across the UH System)

Fall Semester	Total Unduplicated Headcount	Students Enrolled at Only 1 Campus		Multiple Registrants		Number of Campuses at Which Students Are Enrolled							
		No.	H%	Subt	H%	Two		Three		Four		Five	
						No.	H%	No.	H%	No.	H%	No.	H%
Fall 2008	50,090	46,962	93.8	3,128	6.2	2,841	5.7	268	0.5	17	<0.1	2	<0.1
Fall 2007	47,621	45,018	94.5	2,603	5.5	2,389	5.0	199	0.4	14	<0.1	1	<0.1
Fall 2006	47,391	45,036	95.0	2,355	5.0	2,136	4.5	197	0.4	19	<0.1	3	<0.1
Fall 2005	47,763	45,577	95.4	2,186	4.6	1,994	4.2	177	0.4	14	<0.1	1	<0.1
Fall 2004	48,246	46,125	95.6	2,121	4.4	1,940	4.0	162	0.3	17	<0.1	2	<0.1
Fall 2003	48,347	46,527	96.2	1,820	3.8	1,683	3.5	124	0.3	13	<0.1		

Note: System unduplicated headcount = Students Enrolled at Only 1 Campus + subtotal Multiple Registrants.

This table counts each student only once for the University of Hawai'i system.

Source: Banner Datamart / ODS; Census data.

TABLE 1A
MULTIPLE REGISTRANTS ACROSS THE UH SYSTEM
UNIVERSITY OF HAWAI'I
(Unduplicated Headcount Across the UH System)
FALL 2008

Campus at Which Students are Enrolled and / or Home-Based	UH System Unduplicated Headcount	Students Enrolled at Only 1 Campus ¹		Multiple Registrants		Number of Campuses at Which Students Are Enrolled ²							
		No.	H%	Subt	H%	Two		Three		Four		Five	
						No.	H%	No.	H%	No.	H%	No.	H%
UH System	50,090	46,962	93.8	3,128	6.2	2,841	5.7	268	0.5	17	<0.1	2	<0.1
UH Mānoa	20,142	18,928	94.0	1,214	6.0	1,129	5.6	79	0.4	6	<0.1		
UH Hilo	3,739	3,564	95.3	175	4.7	156	4.2	18	0.5	1	<0.1		
UH-West O'ahu	1,123	872	77.7	251	22.4	230	20.5	21	1.9				
Hawai'i CC	2,628	2,513	95.6	115	4.4	101	3.8	13	0.5	1	<0.1		
Honolulu CC	3,603	3,390	94.1	213	5.9	205	5.7	8	0.2				
Kapi'olani CC	6,886	6,492	94.3	394	5.7	368	5.3	26	0.4				
Kaua'i CC	1,086	961	88.5	125	11.5	100	9.2	21	1.9	3	0.3	1	0.1
Leeward CC	5,856	5,601	95.7	255	4.4	234	4.0	18	0.3	3	0.1		
Maui CC	3,135	3,017	96.2	118	3.8	95	3.0	20	0.6	2	0.1	1	<0.1
Windward CC	1,760	1,624	92.3	136	7.7	111	6.3	24	1.4	1	0.1		
Not Home-Based ³	132			132	100.0	112	84.9	20	15.2				

Note: The total headcount for the UH system is unduplicated: i.e. students are counted only once.

¹ A student enrolled at only one campus is counted where registered, even if the campus is not the home-campus of the student.

² A student enrolled at more than one campus, and who is also enrolled at his / her home-campus, is counted at the home campus.

³ Students enrolled at more than one campus, none of which is the home-campus of the student (multiple registrants only).

Source: Banner Datamart / ODS; Census data.

TABLE 2
MULTIPLE REGISTRANTS BY CAMPUS AT WHICH ENROLLED
UNIVERSITY OF HAWAII
(Unduplicated Headcount by UH Campus, Duplicated Across the UH System)
FALL 2008

Campus at Which Students Are Enrolled	Total Duplicated Headcount ¹	Students Enrolled at Only 1 Campus ²		Multiple Registrants		Number of Campuses at Which Students Are Enrolled ³							
		No.	H%	Subt	H%	Two		Three		Four		Five	
						No.	H%	No.	H%	No.	H%	No.	H%
UH System	53,526	46,962	87.7	6,564	12.3	5,682	10.6	804	1.5	68	0.1	10	<0.1
UH Mānoa	20,169	18,928	93.9	1,241	6.2	1,152	5.7	83	0.4	6	<0.1		
UH Hilo	3,773	3,564	94.5	209	5.5	188	5.0	20	0.5	1	<0.1		
UH-West O'ahu	1,140	872	76.5	268	23.5	244	21.4	24	2.1				
Hawai'i CC	2,884	2,513	87.1	371	12.9	310	10.8	53	1.8	6	0.2	2	0.1
Honolulu CC	4,218	3,390	80.4	828	19.6	687	16.3	126	3.0	13	0.3	2	<0.1
Kapi'olani CC	8,221	6,492	79.0	1,729	21.0	1,523	18.5	190	2.3	15	0.2	1	<0.1
Kaua'i CC	1,104	961	87.1	143	13.0	114	10.3	24	2.2	4	0.4	1	0.1
Leeward CC	6,771	5,601	82.7	1,170	17.3	981	14.5	174	2.6	14	0.2	1	<0.1
Maui CC	3,287	3,017	91.8	270	8.2	207	6.3	56	1.7	6	0.2	1	<0.1
Windward CC	1,959	1,624	82.9	335	17.1	276	14.1	54	2.8	3	0.2	2	0.1

¹ The official headcount of the campus. Includes both students enrolled at only one campus plus multiple registrants.

² Students enrolled at one and only one campus. Includes all students enrolled at the campus shown, irregardless of a student's home-campus.

³ Students enrolled at both the campus shown and some other UH campus.

Note: The total headcount for the UH system is duplicated: i.e. students enrolled at more than one campus are multiple counted.

Source: Banner Datamart / ODS; Census data.

TABLE 3
DISTRIBUTION OF MULTIPLE REGISTRANTS ACROSS UH CAMPUSES
COUNTED BY NUMBER OF ENROLLMENTS
UNIVERSITY OF HAWAI'I
FALL 2008

Main UH Campus Enrolling Student	Total System	At Main Campus	All Other UH Campuses Where Students Are Enrolled														
			SUBT	MAN	HIL	WOA	HAW	HON	KAP	KAU	LEE	MAU	WIN				
UH Mānoa	2,577	1,241															
Two	2,304	1,152	1,152		6	9	10	101	708	3	219	19	77				
Three	249	83	166			1	2	24	67	1	48	8	15				
Four	24	6	18				1	5	6		4	1	1				
UH Hilo	440	209															
Two	376	188	188	6		1	156	6	10	1	3	5					
Three	60	20	40				9	2	12		9	7	1				
Four	4	1	3						1		1	1					
UH-West O'ahu	560	268															
Two	488	244	244	9	1		6	43	10	3	142	24	6				
Three	72	24	48	1			1	11	11		20	3	1				
Hawai'i CC	813	371															
Two	620	310	310	10	156	6		24	37	13	26	32	6				
Three	159	53	106	2	9	1		20	28	6	22	15	3				
Four	24	6	18	1				4	4	1	6	1	1				
Five	10	2	8					2	1	1	1	1	2				
Honolulu CC	1,814	828															
Two	1,374	687	687	101	6	43	24		264	19	168	21	41				
Three	378	126	252	24	2	11	20		77	10	69	14	25				
Four	52	13	39	5			4		12	2	10	3	3				
Five	10	2	8				2		1	1	1	1	2				
Kapi'olani CC	3,681	1,729															
Two	3,046	1,523	1,523	708	10	10	37	264		25	323	40	106				
Three	570	190	380	67	12	11	28	77		10	115	28	32				
Four	60	15	45	6	1		4	12		3	12	5	2				
Five	5	1	4				1	1		1			1				

TABLE 3 (cont.)

Main UH Campus Enrolling Student	Total System	At Main Campus	All Other UH Campuses Where Students Are Enrolled														
			SUBT	MAN	HIL	WOA	HAW	HON	KAP	KAU	LEE	MAU	WIN				
Kaua'i CC	321	143															
Two	228	114	114	3	1	3	13	19	25		24	26					
Three	72	24	48	1			6	10	10		15	6					
Four	16	4	12				1	2	3		3	3					
Five	5	1	4				1	1	1								1
Leeward CC	2,545	1,170															
Two	1,962	981	981	219	3	142	26	168	323	24		38	38				
Three	522	174	348	48	9	20	22	69	115	15		25	25				
Four	56	14	42	4	1		6	10	12	3		4	2				
Five	5	1	4				1	1				1	1				
Maui CC	611	270															
Two	414	207	207	19	5	24	32	21	40	26	38						2
Three	168	56	112	8	7	3	15	14	28	6	25						6
Four	24	6	18	1	1		1	3	5	3	4						
Five	5	1	4				1	1			1						1
Windward CC	736	335															
Two	552	276	276	77		6	6	41	106		38	2					
Three	162	54	108	15	1	1	3	25	32		25	6					
Four	12	3	9	1			1	3	2		2						
Five	10	2	8				2	2	1	1	1	1					

This table counts multiple registrants by their distribution across UH campuses. For example, there were 1,152 students enrolled at both UH Mānoa and one other UH campus. Of those 1,152 students, 6 were enrolled at UH Hilo, 9 at UH-West O'ahu, 10 at Hawai'i CC, and so forth. The total number of enrollments at UH campuses other than UH Mānoa for these students would be 1,152; the total number of enrollments across the UH system for these students (including UH Mānoa) would be twice 1,152 or 2,304.

For students enrolled at three campuses, the total number of enrollment is the number at the main campus multiplied by three. For example, of the 53 students enrolled at Hawai'i CC and two other UH campuses, the total number of enrollments at campuses in the UH system other than Hawai'i CC would be $53 * 2 = 106$. The total number of enrollments across the UH system (including Hawai'i CC) for these students would be $106 + 53 = 159$.

Source: Banner Datamart / ODS; Census data.

TABLE 3A
DISTRIBUTION OF MULTIPLE REGISTRANTS ACROSS UH CAMPUSES
COUNTED BY PERCENT OF MULTIPLE REGISTRANTS
UNIVERSITY OF HAWAI'I
FALL 2008

Main UH Campus Enrolling Student	Multiple Registrants		Percent of Multiple Registrants Enrolled at Other UH Campuses									
	No.	H %	MAN	HIL	WOA	HAW	HON	KAP	KAU	LEE	MAU	WIN
UH Mānoa												
Two	1,152	100.0		0.5	0.8	0.9	8.8	61.5	0.3	19.0	1.6	6.7
Three	166	100.0			0.6	1.2	14.5	40.4	0.6	28.9	4.8	9.0
Four	18	100.0				5.6	27.8	33.3		22.2	5.6	5.6
UH Hilo												
Two	188	100.0	3.2		0.5	83.0	3.2	5.3	0.5	1.6	2.7	
Three	40	100.0				22.5	5.0	30.0		22.5	17.5	2.5
Four	3	100.0						33.3		33.3	33.3	
UH-West O'ahu												
Two	244	100.0	3.7	0.4		2.5	17.6	4.1	1.2	58.2	9.8	2.5
Three	48	100.0	2.1			2.1	22.9	22.9		41.7	6.3	2.1
Hawai'i CC												
Two	310	100.0	3.2	50.3	1.9		7.7	11.9	4.2	8.4	10.3	1.9
Three	106	100.0	1.9	8.5	0.9		18.9	26.4	5.7	20.8	14.2	2.8
Four	18	100.0	5.6				22.2	22.2	5.6	33.3	5.6	5.6
Five	8	100.0					25.0	12.5	12.5	12.5	12.5	25.0
Honolulu CC												
Two	687	100.0	14.7	0.9	6.3	3.5		38.4	2.8	24.5	3.1	6.0
Three	252	100.0	9.5	0.8	4.4	7.9		30.6	4.0	27.4	5.6	9.9
Four	39	100.0	12.8			10.3		30.8	5.1	25.6	7.7	7.7
Five	8	100.0				25.0		12.5	12.5	12.5	12.5	25.0
Kapi'olani CC												
Two	1,523	100.0	46.5	0.7	0.7	2.4	17.3		1.6	21.2	2.6	7.0
Three	380	100.0	17.6	3.2	2.9	7.4	20.3		2.6	30.3	7.4	8.4
Four	45	100.0	13.3	2.2		8.9	26.7		6.7	26.7	11.1	4.4
Five	4	100.0				25.0	25.0		25.0			25.0

TABLE 3A (cont.)

Main UH Campus Enrolling Student	Multiple Registrants		Percent of Multiple Registrants Enrolled at Other UH Campuses									
	No.	H %	MAN	HIL	WOA	HAW	HON	KAP	KAU	LEE	MAU	WIN
Kaua'i CC												
Two	114	100.0	2.6	0.9	2.6	11.4	16.7	21.9		21.1	22.8	
Three	48	100.0	2.1			12.5	20.8	20.8		31.3	12.5	
Four	12	100.0				8.3	16.7	25.0		25.0	25.0	
Five	4	100.0				25.0	25.0	25.0				25.0
Leeward CC												
Two	981	100.0	22.3	0.3	14.5	2.7	17.1	32.9	2.4		3.9	3.9
Three	348	100.0	13.8	2.6	5.7	6.3	19.8	33.0	4.3		7.2	7.2
Four	42	100.0	9.5	2.4		14.3	23.8	28.6	7.1		9.5	4.8
Five	4	100.0				25.0	25.0				25.0	25.0
Maui CC												
Two	207	100.0	9.2	2.4	11.6	15.5	10.1	19.3	12.6	18.4		1.0
Three	112	100.0	7.1	6.3	2.7	13.4	12.5	25.0	5.4	22.3		5.4
Four	18	100.0	5.6	5.6		5.6	16.7	27.8	16.7	22.2		
Five	4	100.0				25.0	25.0			25.0		25.0
Windward CC												
Two	276	100.0	27.9		2.2	2.2	14.9	38.4		13.8	0.7	
Three	108	100.0	13.9	0.9	0.9	2.8	23.1	29.6		23.1	5.6	
Four	9	100.0	11.1			11.1	33.3	22.2		22.2		
Five	8	100.0				25.0	25.0	12.5	12.5	12.5	12.5	

Note: Shows percentage distribution for multiple registrants only; excludes students enrolled at the main campus.

Source: Banner Datamart / ODS; Census data.

**TABLE 4
STUDENTS NOT ENROLLED AT THEIR HOME-CAMPUSES
UNIVERSITY OF HAWAI'I**

Semester	Unduplicated Headcount	Total Not at Home Campus	Percent of Undup	Home Campus of Student										
				MAN	HIL	WOA	HAW	HON	KAP	KAU	LEE	MAU	WIN	UNKN
Fall 2008	50,090	1,243	2.5	111	44	32	39	221	350	49	239	61	97	
Fall 2007	47,621	1,143	2.4	126	37	33	34	224	278	53	220	50	84	4
Fall 2006	47,391	1,045	2.2	70	35	1	37	232	287	46	211	41	70	15
Fall 2005	47,763	1,110	2.3	127	22	2	27	218	300	57	216	60	81	
Fall 2004	48,246	1,253	2.6	206	32	15	54	219	323	64	207	48	85	
Fall 2003	48,347	1,153	2.4	254	40	28	58	194	226	55	203	43	51	1

Shows students who were not registered at their home campuses, but were registered at some other campus in the UH system. Includes both students who were enrolled at only one campus as well as multiple registrants.

"Percent of Unduplicated" shows total students not at home campus divided by total system unduplicated headcount for the semester.

Source: Banner Datamart / ODS; SIMS / Datamart for Fall 2003 and Fall 2004; Census data.

TABLE 4A
STUDENTS NOT ENROLLED AT THEIR HOME-CAMPUSES
UNIVERSITY OF HAWAI'I
FALL 2008

Campus at Which Students Are Home-Based	Headcount by Home Campus ¹	Total Not at Home Campus		Number of Campuses Where Enrolled ²		
		Subt	H%	One	Two	Three
UH System	50,090	1,243	2.5	1,111	112	20
UH Mānoa	20,247	111	0.6	95	12	4
UH Hilo	3,776	44	1.2	35	7	2
UH-West O'ahu	1,146	32	2.8	28	3	1
Hawai'i CC	2,615	39	1.5	36	2	1
Honolulu CC	3,607	221	6.1	212	9	
Kapi'olani CC	6,880	350	5.1	328	20	2
Kaua'i CC	1,125	49	4.4	29	16	4
Leeward CC	5,784	239	4.1	219	18	2
Maui CC	3,154	61	1.9	48	10	3
Windward CC	1,756	97	5.5	81	15	1

Note: The total headcount for the UH system is unduplicated: i.e. students are counted only once.

¹ Headcount by home-campus; shows total for campus, irregardless of where students are registered.

² Count by number of campuses attended, for only those students not enrolled at their home-campuses.

Source: Banner Datamart / ODS; Census data.