

**PRICE OF ATTENDANCE
UNIVERSITY OF HAWAI'I
ACADEMIC YEAR 2008-2009**

**Institutional Research Office
University of Hawai'i
May 2009**

File Reference: Management and Planning Support Folder, Finance

Reports available online at: http://www.hawaii.edu/iro

UNIVERSITY OF HAWAII
PRICE OF ATTENDANCE
ACADEMIC YEAR 2008-09

TABLE OF CONTENTS

Historical Graphs

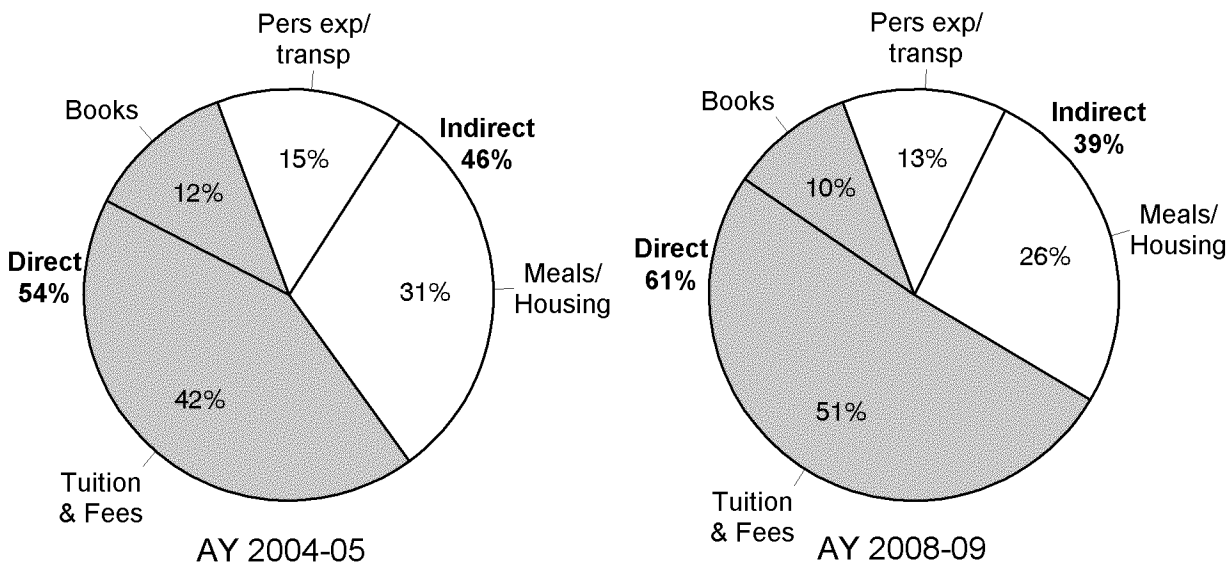
- Figure 1 Direct and Indirect Prices of Attendance - UH Manoa
AY 2004-05 and AY 2008-09
- Figure 2 Direct and Indirect Prices of Attendance - UH Hilo
AY 2004-05 and AY 2008-09
- Figure 3 Direct and Indirect Prices of Attendance - UH West Oahu
AY 2004-05 and AY 2008-09
- Figure 4 Direct and Indirect Prices of Attendance - UH Community Colleges
AY 2004-05 and AY 2008-09

Tables

- Table 1 Annual Tuition & Required Fees for Full-Time Students - Resident
AY 2004-05 to AY 2008-09
- Table 2 Annual Tuition & Required Fees for Full-Time Students - Non-Resident
AY 2004-05 to AY 2008-09
- Table 3 Percent Change in Annual Tuition & Required Fees for Full-Time Students, by
Residency
AY 2004-05 to AY 2008-09
- Table 4 Part-Time Tuition Schedule, Per-Credit-Hour
AY 2004-05 to AY 2008-09
- Table 5 Annual Student Housing Rates
AY 2004-05 to AY 2008-09
- Table 6 Number of Beds Available, By Unit and Gender
AY 2004-05 to AY 2008-09
- Table 7 Annual Direct & Indirect Prices for Full-Time Students
AY 2008-09
- Table 8 Average Annual Direct & Indirect Educational Prices for Resident Full-Time
Students
AY 2004-05 to AY 2008-09
- Table 9 Annual Direct & Indirect Prices for Full-Time Students
AY 2008-09

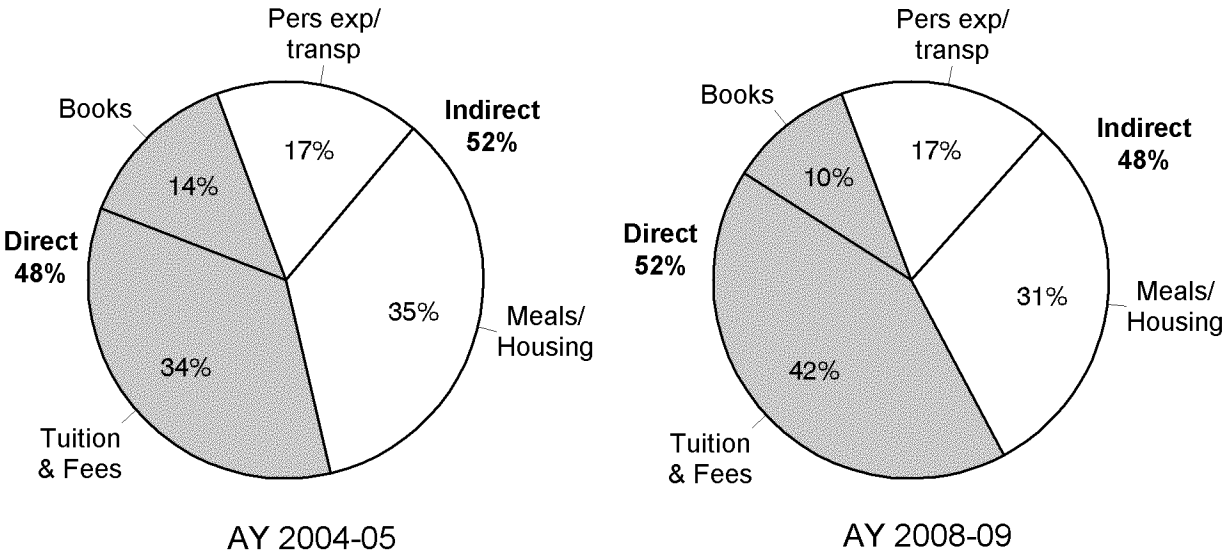
University of Hawai'i - Direct and Indirect Prices of Attendance

Figure 1
University of Hawai'i at Manoa



Note: Prices are annual amounts for full-time, undergraduate residents living at home. They are calculated estimates which can vary greatly for individual students.

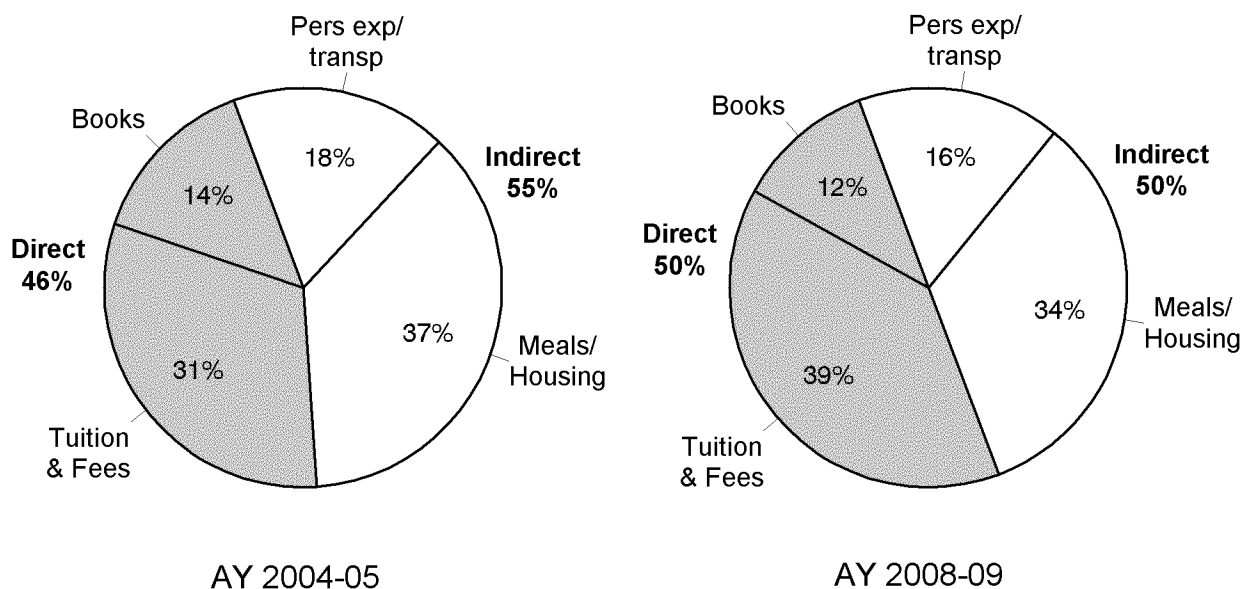
Figure 2
University of Hawai'i Hilo



Note: Prices are annual amounts for full-time, undergraduate residents living at home. They are calculated estimates which can vary greatly for individual students.

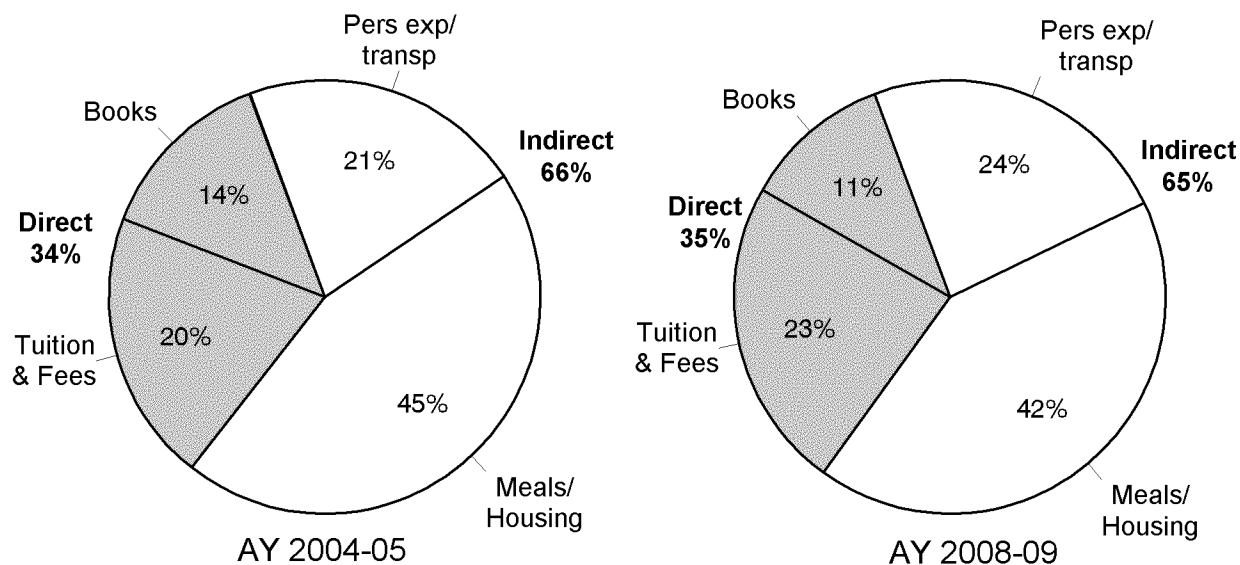
University of Hawai'i - Direct and Indirect Prices of Attendance

Figure 3
University of Hawai'i - West O'ahu



Note: Prices are annual amounts for full-time, undergraduate residents living at home. They are calculated estimates which can vary greatly for individual students.

Figure 4
University of Hawai'i Community Colleges



Note: Prices are annual amounts for full-time, undergraduate residents living at home. They are calculated estimates which can vary greatly for individual students.

TABLE 1
ANNUAL TUITION AND REQUIRED FEES FOR FULL-TIME STUDENTS
UNIVERSITY OF HAWAII
ACADEMIC YEAR 2004-05 to 2008-09
RESIDENT

Campus	AY 2004-05			AY 2005-06			AY 2006-07			AY 2007-08			AY 2008-09		
	Annual (\$)			Annual (\$)			Annual (\$)			Annual (\$)			Annual (\$)		
	Tuition	Fees	Total	Tuition	Fees	Total	Tuition	Fees	Total	Tuition	Fees	Total	Tuition	Fees	Total
UH-Manoa															
Undergraduate 1/	3,408	173	3,581	3,504	193	3,697	4,320	203	4,523	5,136	255	5,391	5,952	307	6,259
Graduate 2/.....	4,632	173	4,805	4,800	213	5,013	5,832	223	6,055	6,864	275	7,139	7,896	327	8,223
Graduate - Nursing	7,344	173	7,517	7,608	213	7,821	9,240	223	9,463	10,872	275	11,147	12,504	327	12,831
Graduate - CBA Masters 3/..	8,928	173	9,101	10,896	213	11,109	10,896	223	11,119	10,896	275	11,171	12,912	327	13,239
Graduate - CBA MAcc 4/.....	6,648	163	6,811	8,112	213	8,325	9,888	223	10,111	10,896	275	11,171	12,912	327	13,239
Law - JD	11,448	163	11,611	12,120	183	12,303	12,888	193	13,081	13,656	245	13,901	14,424	297	14,721
Law - LLM 5/	20,664	163	20,827	21,888	183	22,071	23,832	193	24,025	25,776	245	26,021	27,720	297	28,017
Medicine	15,432	163	15,595	16,080	183	16,263	18,264	193	18,457	20,448	245	20,693	22,632	297	22,929
UH-Hilo															
Undergraduate 6/	2,424	119	2,543	2,472	131	2,603	3,000	148	3,148	3,528	148	3,676	4,056	304	4,360
Graduate Level	4,176	119	4,295	4,320	131	4,451	4,992	148	5,140	5,664	148	5,812	6,336	304	6,640
Pharmacy 7/.....										15,000	148	15,148	15,750	304	16,054
UH-West O'ahu	2,184	10	2,194	2,256	10	2,266	2,736	10	2,746	3,216	10	3,226	3,696	10	3,706
UH Community Colleges 8/															
Hawai'i	1,128	112	1,240	1,176	124	1,300	1,344	134	1,478	1,512	134	1,646	1,704	134	1,838
Honolulu	1,128	30	1,158	1,176	30	1,206	1,344	30	1,374	1,512	30	1,542	1,704	30	1,734
Kapi'olani	1,128	60	1,188	1,176	60	1,236	1,344	60	1,404	1,512	60	1,572	1,704	60	1,764
Kaua'i	1,128	30	1,158	1,176	30	1,206	1,344	30	1,374	1,512	40	1,552	1,704	60	1,764
Leeward	1,128	25	1,153	1,176	25	1,201	1,344	25	1,369	1,512	25	1,537	1,704	25	1,729
Maui	1,128	38	1,166	1,176	38	1,214	1,344	38	1,382	1,512	50	1,562	1,704	122	1,826
Windward	1,128	40	1,168	1,176	40	1,216	1,344	40	1,384	1,512	40	1,552	1,704	40	1,744
CC Average	1,128	48	1,176	1,176	50	1,226	1,344	51	1,395	1,512	55	1,567	1,704	68	1,772

Note: Rates may be subject to change. Rates have been rounded up to the nearest dollar.

1/ Beginning AY 1999-00, undergraduate nursing and dental hygiene students enrolled in clinical courses in the regular program and through distance learning also pay a \$500 per semester (\$1,000 per year) professional fee for no more than six semesters; however, effective AY 2006-07, the undergraduate nursing professional fee increases to \$1,000 per semester while undergraduate dental hygiene students continue to pay the \$500 per semester professional fee. Effective AY 2006-07, undergraduate architecture and business students pay an additional professional fee per semester (not to exceed \$500 per semester).

2/ Effective AY 2006-07, graduate architecture students pay an additional professional fee per semester (not to exceed \$500 per semester) throughout 7-year program.

3/ CBA graduate tuition applies to current and future masters degrees offered by the UHM College of Business Administration, except the Master of Accountancy program. The CBA master degrees offered in executive format charge the resident tuition established here plus additional fees delegated to and approved by the President.

4/ Master of Accountancy (MAcc) tuition established AY 2003-04.

5/ Master in Law (LLM) tuition established AY 2003-04.

6/ Effective AY 2003-04, UH Hilo eliminated its lower division rate. UH Hilo undergraduate students previously enrolled in 2002-03 as classified freshmen or classified sophomores and continuing their enrollment in Fall 2003 as classified freshmen or classified sophomores are grandfathered at the lower division tuition schedule for AY 2003-04. Effective AY 2006-07, undergraduate nursing students pay an additional \$500 professional fee per semester.

7/ Pharmacy tuition established AY 2007-08.

8/ UH Community Colleges tuition is charged on a per-credit basis for all enrolled credits effective AY 2001-2002. The amount shown here is based on 12 enrolled credits per semester and shown for comparative purposes only. Student fees vary at each campus, so a 12-credit average fee is used. Effective AY 2006-07, UHCCs may charge a professional fee (up to \$500) for undergraduate nursing and other health programs.

Source: Executive Memorandum; Office of the Dean of Student Services (UH Community College campuses, UH West O'ahu); Office of the Vice Chancellor for Student Affairs (UH Hilo); Office of the Dean of Student Services, Office of Admissions & Records website (UH Manoa).

TABLE 2
ANNUAL TUITION AND REQUIRED FEES FOR FULL-TIME STUDENTS
UNIVERSITY OF HAWAII
ACADEMIC YEAR 2004-05 to 2008-09
NON-RESIDENT

Campus	AY 2004-05			AY 2005-06			AY 2006-07			AY 2007-08			AY 2008-09		
	Annual (\$)			Annual (\$)			Annual (\$)			Annual (\$)			Annual (\$)		
	Tuition	Fees	Total	Tuition	Fees	Total	Tuition	Fees	Total	Tuition	Fees	Total	Tuition	Fees	Total
UH-Manoa															
Undergraduate 1/	9,888	173	10,061	9,984	193	10,177	12,192	203	12,395	14,400	255	14,655	16,608	307	16,915
Graduate 2/.....	10,848	173	11,021	11,088	213	11,301	13,704	223	13,927	16,320	275	16,595	18,936	327	19,263
Graduate - Nursing	13,416	173	13,589	13,728	213	13,941	16,968	223	17,191	20,208	275	20,483	23,448	327	23,775
Graduate - CBA Masters 3/.....	14,544	173	14,717	16,032	213	16,245	16,272	223	16,495	16,512	275	16,787	19,824	327	20,151
Graduate - CBA MAcc 4/.....	12,840	163	13,003	14,112	213	14,325	15,528	223	15,751	16,512	275	16,787	19,824	327	20,151
Law - JD	19,608	163	19,771	20,784	183	20,967	22,632	193	22,825	24,480	245	24,725	26,328	297	26,625
Law - LLM 5/	20,664	163	20,827	21,888	183	22,071	23,832	193	24,025	25,776	245	26,021	27,720	297	28,017
Medicine	29,136	163	29,299	29,784	183	29,967	35,064	193	35,257	40,344	245	40,589	45,624	297	45,921
UH-Hilo															
Undergraduate 6/	7,992	119	8,111	8,040	131	8,171	9,552	148	9,700	11,064	148	11,212	12,576	304	12,880
Graduate Level	9,768	119	9,887	9,984	131	10,115	11,520	148	11,668	13,056	148	13,204	14,592	304	14,896
Pharmacy 7/.....										30,000	148	30,148	31,500	304	31,804
UH-West O'ahu	7,320	10	7,330	7,392	10	7,402	8,784	10	8,794	10,176	10	10,186	11,568	10	11,578
UH Community Colleges 8/															
Hawai'i	5,808	112	5,920	5,808	124	5,932	5,976	134	6,110	6,144	134	6,278	6,336	134	6,470
Honolulu	5,808	30	5,838	5,808	30	5,838	5,976	30	6,006	6,144	30	6,174	6,336	30	6,366
Kapi'olani	5,808	60	5,868	5,808	60	5,868	5,976	60	6,036	6,144	60	6,204	6,336	60	6,396
Kaua'i	5,808	30	5,838	5,808	30	5,838	5,976	30	6,006	6,144	40	6,184	6,336	60	6,396
Leeward	5,808	25	5,833	5,808	25	5,833	5,976	25	6,001	6,144	25	6,169	6,336	25	6,361
Maui	5,808	38	5,846	5,808	38	5,846	6,744	38	6,782	7,680	50	7,730	8,640	122	8,762
Windward	5,808	40	5,848	5,808	40	5,848	5,976	40	6,016	6,144	40	6,184	6,336	40	6,376
CC Average	5,808	48	5,856	5,808	50	5,858	6,085	51	6,136	6,364	55	6,419	6,666	68	6,734

Note: Rates may be subject to change. Rates have been rounded up to the nearest dollar.

1/ Beginning AY 1999-00, undergraduate nursing and dental hygiene students enrolled in clinical courses in the regular program and through distance learning also pay a \$500 per semester (\$1,000 per year) professional fee for no more than six semesters; however, effective AY 2006-07, the undergraduate nursing professional fee increases to \$1,000 per semester while undergraduate dental hygiene students continue to pay the \$500 per semester professional fee. Effective AY 2006-07, undergraduate architecture and business students pay an additional professional fee per semester (not to exceed \$500 per semester).

2/ Effective AY 2006-07, graduate architecture students pay an additional professional fee per semester (not to exceed \$500 per semester) throughout 7-year program.

3/ CBA graduate tuition applies to current and future masters degrees offered by the UHM College of Business Administration, except the Master of Accountancy program. The CBA master degrees offered in executive format charge the resident tuition established here plus additional fees delegated to and approved by the President.

4/ Master of Accountancy (MAcc) tuition established AY 2003-04.

5/ Master in Law (LLM) tuition established AY 2003-04.

6/ Effective AY 2003-04, UH Hilo eliminated its lower division rate. UH Hilo undergraduate students previously enrolled in 2002-03 as classified freshmen or classified sophomores and continuing their enrollment in Fall 2003 as classified freshmen or classified sophomores are grandfathered at the lower division tuition schedule for AY 2003-04. Effective AY 2006-07, undergraduate nursing students pay an additional \$500 professional fee per semester.

7/ Pharmacy tuition established AY 2007-08.

8/ UH Community Colleges tuition is charged on a per-credit basis for all enrolled credits effective AY 2001-2002. The amount shown here is based on 12 enrolled credits per semester and shown for comparative purposes only. Student fees vary at each campus, so a 12-credit average fee is used. Effective AY 2006-07, UHCCs may charge a professional fee (up to \$500) for undergraduate nursing and other health programs.

Source: Executive Memorandum; Office of the Dean of Student Services (UH Community College campuses, UH West O'ahu); Office of the Vice Chancellor for Student Affairs (UH Hilo); Office of the Dean of Student Services, Office of Admissions & Records website (UH Manoa).

TABLE 3
UNIVERSITY OF HAWAII
PERCENT CHANGE IN ANNUAL TUITION AND REQUIRED FEES FOR FULL-TIME STUDENTS, BY RESIDENCY
ACADEMIC YEAR 2004-05 TO ACADEMIC YEAR 2008-09

Campus	RESIDENT					NON-RESIDENT				
	AY 2004-05 \$ %C	AY 2005-06 \$ %C	AY 2006-07 \$ %C	AY 2007-08 \$ %C	AY 2008-09 \$ %C	AY 2004-05 \$ %C	AY 2005-06 \$ %C	AY 2006-07 \$ %C	AY 2007-08 \$ %C	AY 2008-09 \$ %C
UH-Manoa										
Undergraduate 1/	3,581 3.3	3,697 3.2	4,523 22.3	5,391 19.2	6,259 16.1	10,061 1.2	10,177 1.2	12,395 21.8	14,655 18.2	16,915 15.4
Graduate	4,805 4.1	5,013 4.3	6,055 20.8	7,139 17.9	8,223 15.2	11,021 2.4	11,301 2.5	13,927 23.2	16,595 19.2	19,263 16.1
Graduate - Nursing	7,517 3.9	7,821 4.0	9,463 21.0	11,147 17.8	12,831 15.1	13,589 2.5	13,941 2.6	17,191 23.3	20,483 19.2	23,775 16.1
Graduate - CBA Masters 2/.....	9,101 21.8	11,109 22.1	11,119 0.1	11,171 0.5	13,239 18.5	14,717 9.8	16,245 10.4	16,495 1.5	16,787 1.8	20,151 20.0
Graduate - CBA MAcc 3/.....	6,811 21.6	8,325 22.2	10,111 21.5	11,171 10.5	13,239 18.5	13,003 10.0	14,325 10.2	15,751 10.0	16,787 6.6	20,151 20.0
Law - JD	11,611 6.1	12,303 6.0	13,081 6.3	13,901 6.3	14,721 5.9	19,771 6.0	20,967 6.0	22,825 8.9	24,725 8.3	26,625 7.7
Law - LLM 4/.....	20,827 6.1	22,071 6.0	24,025 8.9	26,021 8.3	28,017 7.7	20,827 6.1	22,071 6.0	24,025 8.9	26,021 8.3	28,017 7.7
Medicine	15,595 4.3	16,263 4.3	18,457 13.5	20,693 12.1	22,929 10.8	29,299 2.2	29,967 2.3	35,257 17.7	40,589 15.1	45,921 13.1
UH-Hilo										
Undergraduate 5/	2,543 4.2	2,603 2.4	3,148 20.9	3,676 16.8	4,360 18.6	8,111 1.3	8,171 0.7	9,700 18.7	11,212 15.6	12,880 14.9
Graduate	4,295 4.9	4,451 3.6	5,140 15.5	5,812 13.1	6,640 14.2	9,887 2.8	10,115 2.3	11,668 15.4	13,204 13.2	14,896 12.8
Pharmacy 6/.....				15,148 N/A	16,054 6.0				30,148 N/A	31,804 5.5
UH-West O'ahu	2,194 3.4	2,266 3.3	2,746 21.2	3,226 17.5	3,706 14.9	7,330 1.0	7,402 1.0	8,794 18.8	10,186 15.8	11,578 13.7
UH Community Colleges 7/										
Hawai'i	1,240 9.7	1,300 4.8	1,478 13.7	1,646 11.4	1,838 11.7	5,920 1.1	5,932 0.2	6,110 3.0	6,278 2.8	6,470 3.1
Honolulu	1,158 4.3	1,206 4.1	1,374 13.9	1,542 12.2	1,734 12.5	5,838 0.0	5,838 0.0	6,006 2.9	6,174 2.8	6,366 3.1
Kapi'olani	1,188 4.2	1,236 4.0	1,404 13.6	1,572 12.0	1,764 12.2	5,868 0.0	5,868 0.0	6,036 2.9	6,204 2.8	6,396 3.1
Kaua'i	1,158 4.3	1,206 4.1	1,374 13.9	1,552 13.0	1,764 13.7	5,838 0.0	5,838 0.0	6,006 2.9	6,184 3.0	6,396 3.4
Leeward	1,153 4.3	1,201 4.2	1,369 14.0	1,537 12.3	1,729 12.5	5,833 0.0	5,833 0.0	6,001 2.9	6,169 2.8	6,361 3.1
Maui	1,166 6.2	1,214 4.1	1,382 13.8	1,562 13.0	1,826 16.9	5,846 0.3	5,846 0.0	6,782 16.0	7,730 14.0	8,762 13.4
Windward	1,168 4.3	1,216 4.1	1,384 13.8	1,552 12.1	1,744 12.4	5,848 0.0	5,848 0.0	6,016 2.9	6,184 2.8	6,376 3.1
CC Average	1,176 5.3	1,226 4.3	1,395 13.8	1,567 12.3	1,772 13.1	5,856 0.2	5,858 <0.1	6,136 4.7	6,419 4.6	6,734 4.9

Note: Rates may be subject to change. Rates have been rounded up to the nearest dollar.

1/ Beginning AY 1999-00, undergraduate nursing and dental hygiene students enrolled in clinical courses in the regular program and through distance learning also pay a \$500 per semester (\$1,000 per year) professional fee for no more than six semesters; however, effective AY 2006-07, the undergraduate nursing professional fee increases to \$1,000 per semester while undergraduate dental hygiene students continue to pay the \$500 per semester professional fee. Effective AY 2006-07, undergraduate architecture and business students pay an additional professional fee per semester (not to exceed \$500 per semester).

2/ CBA graduate tuition applies to current and future masters degrees offered by the UHM College of Business Administration, except the Master of Accountancy program. The CBA master degrees offered in executive format charge the resident tuition established here plus additional fees delegated to and approved by the President.

3/ Master of Accountancy (MAcc) tuition established AY 2003-04.

4/ Master in Law (LLM) tuition established AY 2003-04.

5/ Effective AY 2003-04, UH Hilo eliminated its lower division rate. UH Hilo undergraduate students previously enrolled in 2002-03 as classified freshmen or classified sophomores and continuing their enrollment in Fall 2003 as classified freshmen or classified sophomores are grandfathered at the lower division tuition schedule for AY 2003-04. Effective AY 2006-07, undergraduate nursing students pay an additional \$500 per semester professional fee.

6/ Pharmacy tuition established AY 2007-08.

7/ UH Community Colleges tuition is charged on a per-credit basis for all enrolled credits effective AY 2001-2002. The amount shown here is based on 12 enrolled credits per semester and shown for comparative purposes only. Student fees vary at each campus, so a 12-credit average fee is used. Effective AY 2006-07, UHCCs may charge a professional fee (up to \$500) for undergraduate nursing and other health programs.

Source: Executive Memorandum; Office of the Dean of Student Services (UH Community College campuses, UH West O'ahu); Office of the Vice Chancellor for Student Affairs (UH Hilo); Office of the Dean of Student Services, Office of Admissions & Records website (UH Manoa).

TABLE 4
UNIVERSITY OF HAWAII
PART-TIME TUITION SCHEDULE, PER-CREDIT-HOUR
ACADEMIC YEAR 2004-05 TO ACADEMIC YEAR 2008-09

Campus	AY 2004-05 Summer 2005				AY 2005-06 Summer 2006				AY 2006-07 Summer 2007				AY 2007-08 Summer 2008				AY 2008-09 Summer 2009			
	Resident \$	%C	Non-Res \$	%C	Resident \$	%C	Non-Res \$	%C	Resident \$	%C	Non-Res \$	%C	Resident \$	%C	Non-Res \$	%C	Resident \$	%C	Non-Res \$	%C
UH-Manoa																				
Undergraduate 1/.....	142	2.9	412	1.0	146	2.8	416	1.0	180	23.3	508	22.1	214	18.9	600	18.1	248	15.9	692	15.3
Graduate	193	3.8	452	2.3	200	3.6	462	2.2	243	21.5	571	23.6	286	17.7	680	19.1	329	15.0	789	16.0
Graduate - Nursing	306	3.7	559	2.4	317	3.6	572	2.3	385	21.5	707	23.6	453	17.7	842	19.1	521	15.0	977	16.0
Graduate - CBA Masters 2/.....	372	22.0	606	9.8	454	22.0	668	10.2	454	0.0	678	1.5	454	0.0	688	1.5	538	18.5	826	20.1
Graduate - CBA MAcc 3/.....	277	22.0	535	10.1	338	22.0	588	9.9	412	21.9	647	10.0	454	10.2	688	6.3	538	18.5	826	20.1
Law - JD	477	6.0	817	6.0	505	5.9	866	6.0	537	6.3	943	8.9	569	6.0	1,020	8.2	601	5.6	1,097	7.5
Law - LLM 5/	861	6.0	861	6.0	912	5.9	912	5.9	993	8.9	993	8.9	1,074	8.2	1,074	8.2	1,155	7.5	1,155	7.5
Medicine	643	4.2	1,214	2.2	670	4.2	1,241	2.2	761	13.6	1,461	17.7	852	12.0	1,681	15.1	943	10.7	1,901	13.1
UHM Outreach College																				
Continuing Education																				
Undergraduate 1/	142	2.9	412	1.0	146	2.8	416	1.0	180	23.3	508	22.1	214	18.9	600	18.1	248	15.9	692	15.3
Graduate	193	3.8	452	2.3	200	3.6	462	2.2	243	21.5	571	23.6	286	17.7	680	19.1	329	15.0	789	16.0
Graduate - Nursing 6/.....	306	3.7	559	2.4	317	3.6	572	2.3	385	21.5	707	23.6	453	17.7	842	19.1	521	15.0	977	16.0
Graduate - CBA Masters 2/...	372	22.0	606	9.8	454	22.0	668	10.2	454	0.0	678	1.5	454	0.0	688	1.5	538	18.5	826	20.1
Graduate - CBA MAcc 3/.....	277	22.0	535	10.1	338	22.0	588	9.9	412	21.9	647	10.0	454	10.2	688	6.3	538	18.5	826	20.1
Law - JD 4/					537	N/A	943	N/A	537	0.0	943	0.0	569	6.0	1,020	8.2	601	5.6	1,097	7.5
Law - LLM 5/.....	861	6.0	861	6.0	912	5.9	912	5.9	993	8.9	993	8.9	1,074	8.2	1,074	8.2	1,155	7.5	1,155	7.5
Summer Session																				
Undergraduate 1/	142	2.9	142	2.9	146	2.8	146	2.8	180	23.3	180	23.3	214	18.9	214	18.9	248	15.9	248	15.9
Graduate	193	3.8	193	3.8	200	3.6	200	3.6	243	21.5	243	21.5	286	17.7	286	17.7	329	15.0	329	15.0
Graduate - Nursing	306	3.7	306	3.7	317	3.6	317	3.6	385	21.5	707	123.0	453	17.7	842	19.1	521	15.0	977	16.0
Graduate - CBA Masters 2/...	372	22.0	606	9.8	454	22.0	668	10.2	454	0.0	678	1.5	454	0.0	688	1.5	538	18.5	826	20.1
Graduate - CBA MAcc 3/.....	277	22.0	535	10.1	338	22.0	588	9.9	412	21.9	647	10.0	454	10.2	688	6.3	538	18.5	826	20.1
Law - JD	477	6.0	817	6.0	505	5.9	866	6.0	537	6.3	943	8.9	569	6.0	1,020	8.2	601	5.6	1,097	7.5
Law - LLM 5/	861	6.0	861	6.0	912	5.9	912	5.9	993	8.9	993	8.9	1,074	8.2	1,074	8.2	1,155	7.5	1,155	7.5
UH-Hilo																				
Undergraduate 7/	101	2.0	333	0.6	103	2.0	335	0.6	125	21.4	398	18.8	147	17.6	461	15.8	169	15.0	524	13.7
Graduate	174	3.6	407	2.3	180	3.4	416	2.2	208	15.6	480	15.4	236	13.5	544	13.3	264	11.9	608	11.8
Pharmacy 8/.....													625	N/A	1,250	N/A	657	5.1	1,313	5.0
Continuing Education																				
Undergraduate	101	2.0	333	0.6	103	2.0	335	0.6	125	21.4	398	18.8	147	17.6	461	15.8	169	15.0	524	13.7
Graduate	174	3.6	407	2.3	180	3.4	416	2.2	208	15.6	480	15.4	236	13.5	544	13.3	264	11.9	608	11.8
Summer Session																				
Undergraduate	142	2.9	142	2.9	146	2.8	146	2.8	180	23.3	180	23.3	214	18.9	214	18.9	248	15.9	248	15.9
Graduate 9/.....									243	N/A	243	N/A	286	17.7	286	17.7	329	15.0	329	15.0

TABLE 4 (cont.)

Campus	AY 2004-05 Summer 2005				AY 2005-06 Summer 2006				AY 2006-07 Summer 2007				AY 2007-08 Summer 2008				AY 2008-09 Summer 2009			
	Resident \$ %C		Non-Res \$ %C		Resident \$ %C		Non-Res \$ %C		Resident \$ %C		Non-Res \$ %C		Resident \$ %C		Non-Res \$ %C		Resident \$ %C		Non-Res \$ %C	
UH-West O'ahu	91	3.4	305	1.0	94	3.3	308	1.0	114	21.3	366	18.8	134	17.5	424	15.8	154	14.9	482	13.7
Summer Session	142	2.9	142	2.9	146	2.8	146	2.8	180	23.3	180	23.3	214	18.9	214	18.9	248	15.9	248	15.9
UH Community Colleges 10/.....	47	4.4	242	0.0	49	4.3	242	0.0												
High 11/.....									56	N/A	281	N/A	63	12.5	320	13.9	71	12.7	360	12.5
Low 11/.....									56	N/A	249	N/A	63	12.5	256	2.8	71	12.7	264	3.1
Summer Session	109	3.8	142	2.9	113	3.7	146	2.8	147	30.1	180	23.3	181	23.1	214	18.9	215	18.8	248	15.9
Apprentice/Journey Worker per-clock-hour	0.35	0.0			0.40	14.3			0.40	0.0			0.40	0.0			0.40	0.0		

Note: Amounts shown do not include fees.

1/ Beginning AY 1999-00, undergraduate nursing and dental hygiene students enrolled in clinical courses in the regular program and through distance learning also pay a \$500 per semester (\$1,000 per year) professional fee for no more than six semesters; however, effective AY 2006-07, the undergraduate nursing professional fee increases to \$1,000 per semester while undergraduate dental hygiene students continue to pay the \$500 per semester professional fee. Effective AY 2006-07, undergraduate architecture and business students pay an additional professional fee per semester (not to exceed \$500 per semester).

2/ CBA graduate tuition applies to current and future masters degrees offered by the UHM College of Business Administration, except the Master of Accountancy program. The CBA master degrees offered in executive format charge the resident tuition established here plus additional fees delegated to and approved by the President.

3/ Master of Accountancy (MAcc) tuition established AY 2003-04.

4/ Law (JD) outreach rates added AY 2005-06.

5/ Master in Law (LLM) tuition established AY 2003-04.

6/ Graduate Nursing outreach rates added AY 2001-02.

7/ Effective AY 2003-04, UH Hilo eliminated its lower division rate. UH Hilo undergraduate students previously enrolled in 2002-03 as classified freshmen or classified sophomores and continuing their enrollment in Fall 2003 as classified freshmen or classified sophomores are grandfathered at the lower division tuition schedule for AY 2003-04. Effective AY 2006-07, undergraduate nursing students pay an additional \$500 per semester professional fee.

8/ Pharmacy tuition established AY 2007-08.

9/ Graduate summer session rates were added AY 2006-07.

10/ UH Community Colleges tuition is charged on a per-credit basis for all enrolled credits effective AY 2001-2002.

11/ Effective AY 2006-07, with appropriate notification, individual UH Community Colleges may elect to charge up to the UHCC High rate, but not below the UHCC Low rate. Effective AY 2006-07, UHCCs may charge a professional fee (up to \$500) for undergraduate nursing and other health programs.

Source: Executive Memorandum No. 01-03 (03/2001); No. 03-05 (07/2003); No. 05-01 (05/2005)

TABLE 5
ANNUAL STUDENT HOUSING RATES
UNIVERSITY OF HAWAII
ACADEMIC YEAR 2004-05 TO ACADEMIC YEAR 2008-09

CAMPUS AND UNIT TYPE	AY 2004-05		AY 2005-06		AY 2006-07		AY 2007-08		AY 2008-09	
	\$	%C	\$	%C	\$	%C	\$	%C	\$	%C
UH-MANOA										
Lowrise Dormitory										
Single Occupancy	4,051	5.6	4,034	-0.4	4,428	9.8	4,770	7.7	5,009	5.0
Double Occupancy.....	2,828	5.4	2,817	-0.4	3,092	9.8	3,300	6.7	3,497	6.0
Highrise Dormitory										
Single Occupancy.....	4,944	5.9	4,924	-0.4	5,405	9.8	5,820	7.7	6,111	5.0
Double Occupancy.....	3,423	5.7	3,410	-0.4	3,742	9.7	4,030	7.7	4,232	5.0
Single Occupancy w/ bath.....	5,449	5.6	5,427	-0.4	5,957	9.8	5,967	0.2	N/A	N/A
Highrise Dormitory (graduate, upper div only)										
Single Occupancy.....	4,944	5.9	4,924	-0.4	N/A	N/A	5,820	N/A	6,111	5.0
Single Occupancy w/ bath.....	N/A	N/A	5,924	N/A	N/A	N/A	N/A	N/A	N/A	N/A
Double Occupancy	3,423	5.7	3,410	-0.4	3,742	9.7	4,030	7.7	4,232	5.0
Double Occupancy w/ bath	4,093	5.4	4,076	-0.4	4,474	9.8	4,820	7.7	5,061	5.0
Highrise Dormitory (1,2, or 4 Bedroom Units) 1/										
One Bedroom, One Occupant.....									8,717	N/A
Two Bedrooms, Two Occupants.....									7,625	N/A
Two Bedrooms, Four Occupants.....									5,186	N/A
Four Bedrooms, Four Occupants.....									6,232	N/A
Two-bedroom Apartment										
Single Occupancy/room.....	N/A	N/A	6,123	N/A	N/A	N/A	N/A	N/A	N/A	N/A
Quadruple Occupancy.....	3,759	4.5	3,759	0.0	4,095	8.9	4,410	7.7	4,631	5.0
One-bedroom Apartment										
Single Occupancy.....	N/A	N/A	7,845	N/A	N/A	N/A	N/A	N/A	N/A	N/A
Double Occupancy.....	4,772	4.6	4,772	0.0	5,198	8.9	5,600	7.7	5,880	5.0
UH-HILO										
Dormitory										
Single Occupancy.....	2,744	14.7	3,292	20.0	3,786	15.0	4,164	10.0	4,164	0.0
Double Occupancy.....	1,830	14.7	2,194	19.9	2,524	15.0	2,776	10.0	2,776	0.0
Apartment (per person)										
1-bedroom	3,320	8.6	3,982	20.0	4,580	15.0	5,038	10.0	5,038	0.0
2-bedroom	2,556	8.3	3,076	20.3	3,536	15.0	3,890	10.0	3,890	0.0
Suite	2,313	14.6	2,774	19.9	3,190	15.0	3,510	10.0	3,510	0.0
MAUI COMMUNITY COLLEGE										
Apartment (2-bedroom)										
Two Person	1,994	0.0	2,792	40.0	3,210	15.0	3,692	15.0	3,692	0.0

Note: Housing costs are subject to change without notice. Rates shown do not include additional fees or deposits.
Rates have been rounded up to the nearest dollar.

1/ Frear Hall reopened in AY 2008-09.

Source: UH-Manoa Student Housing, UH-Hilo Student Housing, Maui CC Student Services.

TABLE 6
NUMBER OF BEDS AVAILABLE, BY UNIT AND GENDER
UNIVERSITY OF HAWAII
ACADEMIC YEAR 2004-05 TO ACADEMIC YEAR 2008-09

CAMPUS AND UNIT TYPE	AY 2004-05			AY 2005-06			AY 2006-07			AY 2007-08			AY 2008-09		
	Total	Male	Female	Total	Male	Female	Total	Male	Female	Total	Male	Female	Total	Male	Female
Total	3,795	1,731	2,064	3,747	1,720	2,027	3,743	1,751	1,992	3,730	1,732	1,998	4,285	2,001	2,284
Dormitory	2,103	959	1,144	2,077	944	1,133	2,075	987	1,088	2,069	967	1,102	2,615	1,230	1,385
Apartment	1,459	676	783	1,434	678	756	1,432	664	768	1,423	674	749	1,434	670	764
Suite	233	96	137	236	98	138	236	100	136	238	91	147	236	101	135
UH-Manoa	3,131	1,439	1,692	3,080	1,426	1,654	3,079	1,461	1,618	3,077	1,457	1,620	3,621	1,706	1,915
Dormitory	1,917	868	1,049	1,891	853	1,038	1,891	896	995	1,889	877	1,012	2,433	1,141	1,292
Apartment	1,214	571	643	1,189	573	616	1,188	565	623	1,188	580	608	1,188	565	623
UH-Hilo 1/.....	620	272	348	623	270	353	620	266	354	609	255	354	620	275	345
Dormitory	186	91	95	186	91	95	184	91	93	180	90	90	182	89	93
Apartment	201	85	116	201	81	120	200	75	125	191	74	117	202	85	117
Suite	233	96	137	236	98	138	236	100	136	238	91	147	236	101	135
Maui CC Apartment 2/.....	44	20	24	44	24	20	44	24	20	44	20	24	44	20	24

1/ Number of beds available by gender may vary.

2/ Priority given to students from Maui county. Apartments are assigned in priority order, so the number of beds available by gender may vary.

Source: UH-Manoa Student Housing, UH-Hilo Student Housing, Maui CC Student Services.

TABLE 7
ANNUAL DIRECT AND INDIRECT PRICES FOR FULL-TIME STUDENTS 1/
UNIVERSITY OF HAWAII
ACADEMIC YEAR 2008-09

Campus	RESIDENT (\$)			NON-RESIDENT (\$)		
	At Home	Off Campus	Dorm (Avg) 1/	At Home	Off Campus	Dorm (Avg) 1/
UH-Manoa						
Undergraduate 2/	12,269	21,758	16,829	22,925	32,414	27,485
Graduate	14,233	23,722	18,793	25,273	34,762	29,833
Graduate-Nursing	18,841	28,330	23,401	29,785	39,274	34,345
Graduate-CBA Masters 3/.....	19,249	28,738	23,809	26,161	35,650	30,721
Graduate-CBA MAcc	19,249	28,738	23,809	26,161	35,650	30,721
Law - JD	20,731	30,220	25,291	32,635	42,124	37,195
Law - LLM	34,027	43,516	38,587	34,027	43,516	38,587
Medicine	28,939	38,428	33,499	51,931	61,420	56,491
UH-Hilo						
Undergraduate 4/.....	10,466	16,926	14,254	18,986	25,446	22,774
Graduate	12,196	18,656	15,984	20,452	26,912	24,240
Pharmacy 5/.....	22,160	28,620	25,948	37,910	44,370	41,698
UH-West O'ahu 6/	9,591	16,052		17,463	23,924	
UH Community Colleges 7/	7,641	14,655	12,668	12,603	19,617	17,630

1/ These are calculated estimates which can vary greatly for individual students.

2/ Beginning AY 1999-00, undergraduate nursing and dental hygiene students enrolled in clinical courses in the regular program and through distance learning also pay a \$500 per semester (\$1,000 per year) professional fee for no more than six semesters; however, effective AY 2006-07, the undergraduate nursing professional fee increases to \$1,000 per semester while undergraduate dental hygiene students continue to pay the \$500 per semester professional fee. Effective AY 2006-07, undergraduate architecture and business students pay an additional professional fee per semester (not to exceed \$500 per semester).

3/ CBA graduate tuition applies to current and future masters degrees offered by the UHM College of Business Administration, except the Master of Accountancy program. The CBA masters degrees offered in executive format charge the established resident tuition plus additional fees delegated to and approved by the President.

4/ Effective AY 2006-07, undergraduate nursing students pay an additional \$500 per semester professional fee.

5/ Pharmacy tuition established AY 2007-08.

6/ On-campus housing is unavailable at UH-West O'ahu.

7/ UH Community College tuition is charged on a per-credit basis for all enrolled credits effective AY 2001-2002. Effective AY 2006-07, UHCCs may charge a professional fee (up to \$500) for undergraduate nursing and other health programs. On-campus housing only available at Maui CC.

Source: Executive Memorandum 05-01 (May 2005); Manoa Financial Aid Office; UH Hilo Financial Aid Office; Maui Community College Financial Aid Office.

TABLE 8
AVERAGE ANNUAL DIRECT AND INDIRECT EDUCATIONAL PRICES FOR RESIDENT FULL-TIME STUDENTS 1/
UNIVERSITY OF HAWAII
ACADEMIC YEAR 2004-05 TO ACADEMIC YEAR 2008-09

Campus	Academic Year (\$)					5-year
	2004-05	2005-06	2006-07	2007-08	2008-09	% Change
UH-Manoa Undergraduate 2/						
At Home	8,447	8,914	9,898	11,091	12,269	45.2%
Off Campus	13,481	16,260	18,472	20,388	21,758	61.4%
Dorm (Avg) 1/	12,050	13,075	14,457	15,598	16,829	39.7%
UH-Manoa Graduate						
At Home	9,671	10,230	11,430	12,839	14,233	47.2%
Off Campus	14,705	17,576	20,004	22,136	23,722	61.3%
Dorm (Avg) 1/	13,274	14,391	15,989	17,346	18,793	41.6%
UH-Manoa Graduate-Nursing						
At Home	12,383	13,038	14,838	16,847	18,841	52.2%
Off Campus	17,417	20,384	23,412	26,144	28,330	62.7%
Dorm (Avg) 1/	15,986	17,199	19,397	21,354	23,401	46.4%
UH-Manoa Graduate-CBA Masters 3/						
At Home	13,967	16,326	16,494	16,871	19,249	37.8%
Off Campus	19,001	23,672	25,068	26,168	28,738	51.2%
Dorm (Avg) 1/	17,570	20,487	21,053	21,378	23,809	35.5%
UH-Manoa Graduate-CBA MAcc 4/						
At Home	11,677	13,542	15,486	16,871	19,249	64.8%
Off Campus	16,711	20,888	24,060	26,168	28,738	72.0%
Dorm (Avg) 1/	15,280	17,703	20,045	21,378	23,809	55.8%
UH-Manoa Law-JD						
At Home	16,477	17,520	18,456	19,601	20,731	25.8%
Off Campus	21,511	24,866	27,030	28,898	30,220	40.5%
Dorm (Avg) 1/	20,080	21,681	23,015	24,108	25,291	26.0%
UH-Manoa Law-LLM 5/						
At Home	25,693	27,288	29,400	31,721	34,027	32.4%
Off Campus	30,727	34,634	37,974	41,018	43,516	41.6%
Dorm (Avg) 1/	29,296	31,449	33,959	36,228	38,587	31.7%
UH-Manoa Medicine						
At Home	21,637	21,945	24,815	26,393	28,939	33.7%
Off Campus	26,671	29,291	33,389	35,690	38,428	44.1%
Dorm (Avg) 1/	25,240	26,106	29,374	30,900	33,499	32.7%
UH-Hilo Undergraduate 6/						
At Home	7,409	7,756	8,586	9,464	10,466	41.3%
Off Campus	12,446	12,933	14,494	15,328	16,926	36.0%
Dorm (Avg) 1/	9,885	10,672	12,657	13,238	14,254	44.2%

TABLE 8 (cont.)

Campus	Academic Year (\$)					5-year
	2004-05	2005-06	2006-07	2007-08	2008-09	% Change
UH-Hilo Graduate						
At Home	9,161	9,604	10,048	11,062	12,196	33.1%
Off Campus	14,198	14,781	15,956	16,926	18,656	31.4%
Dorm (Avg) 1/	11,637	12,520	14,119	14,836	15,984	37.4%
UH-Hilo Pharmacy 7/						
At Home				20,936	22,160	N/A
Off Campus				26,800	28,620	N/A
Dorm (Avg) 1/				24,710	25,948	N/A
UH-West O'ahu 8/						
At Home	7,060	7,419	8,034	8,826	9,591	35.8%
Off Campus	12,097	12,596	13,458	14,691	16,052	32.7%
UH Community Colleges 9/						
At Home	5,821	6,285	6,603	7,122	7,641	31.3%
Off Campus	10,858	11,918	12,511	13,504	14,655	35.0%
Dorm (Avg) 1/	8,494	10,147	10,674	12,057	12,668	49.1%

1/ These are calculated estimates which can vary greatly for individual students. Figures for "dorm (avg)" costs are based on campus-specific estimates. Decrease in AY 2003-04 "dorm (avg)" figures for UH Hilo are due to a change in calculation method for room and board.

2/ Beginning AY 1999-00, undergraduate nursing and dental hygiene students enrolled in clinical courses in the regular program and through distance learning also pay a \$500 per semester (\$1,000 per year) professional fee for no more than six semesters; however, effective AY 2006-07, the undergraduate nursing professional fee increases to \$1,000 per semester while undergraduate dental hygiene students continue to pay the \$500 per semester professional fee. Effective AY 2006-07, undergraduate architecture and business students pay an additional professional fee per semester (not to exceed \$500 per semester).

3/ CBA graduate tuition applies to current and future masters degrees offered by the UHM College of Business Administration, except the Master of Accountancy program. The CBA masters degrees offered in executive format charge the established resident tuition plus additional fees delegated to and approved by the President.

4/ Master of Accountancy (MAcc) tuition established AY 2003-04.

5/ Master in Law (LLM) tuition established AY 2003-04.

6/ Effective AY 2003-04, UH Hilo eliminated its lower division rate. UH Hilo undergraduate students previously enrolled in 2002-03 as classified freshmen or classified sophomores and continuing their enrollment in Fall 2003 as classified freshmen or classified sophomores are grandfathered at the lower division tuition schedule for AY 2003-04. Effective AY 2006-07, undergraduate nursing students pay an additional \$500 per semester professional fee.

7/ Pharmacy tuition established AY 2007-08

8/ On-campus housing is unavailable at UH-West O'ahu.

9/ UH Community College tuition is charged on a per-credit basis for all enrolled credits effective AY 2001-2002. Effective AY 2006-07, UHCCs may charge a professional fee (up to \$500) for undergraduate nursing and other health programs. On-campus housing only available at Maui CC.

TABLE 9
ANNUAL DIRECT AND INDIRECT PRICES FOR FULL-TIME STUDENTS 1/
UNIVERSITY OF HAWAII
ACADEMIC YEAR 2008-09

CAMPUS AND LEVEL	RESIDENT (\$)			NON-RESIDENT (\$)		
	At Home	Off Campus	Dorm (Avg) 1/	At Home	Off Campus	Dorm (Avg) 1/
UH-MANOA						
Undergraduate 2/.....	12,269	21,758	16,829	22,925	32,414	27,485
Direct	7,485	7,485	7,485	18,141	18,141	18,141
Tuition	5,952	5,952	5,952	16,608	16,608	16,608
Average Fees	307	307	307	307	307	307
Books & Supplies	1,226	1,226	1,226	1,226	1,226	1,226
Indirect	4,784	14,273	9,344	4,784	14,273	9,344
Meals / Housing	3,209	12,493	7,564	3,209	12,493	7,564
Personal Expenses	1,215	1,420	1,420	1,215	1,420	1,420
Transportation	360	360	360	360	360	360
Graduate	14,233	23,722	18,793	25,273	34,762	29,833
Direct	9,449	9,449	9,449	20,489	20,489	20,489
Tuition	7,896	7,896	7,896	18,936	18,936	18,936
Average Fees	327	327	327	327	327	327
Books & Supplies	1,226	1,226	1,226	1,226	1,226	1,226
Indirect	4,784	14,273	9,344	4,784	14,273	9,344
Meals / Housing	3,209	12,493	7,564	3,209	12,493	7,564
Personal Expenses	1,215	1,420	1,420	1,215	1,420	1,420
Transportation	360	360	360	360	360	360
Graduate-Nursing	18,841	28,330	23,401	29,785	39,274	34,345
Direct	14,057	14,057	14,057	25,001	25,001	25,001
Tuition	12,504	12,504	12,504	23,448	23,448	23,448
Average Fees	327	327	327	327	327	327
Books & Supplies	1,226	1,226	1,226	1,226	1,226	1,226
Indirect	4,784	14,273	9,344	4,784	14,273	9,344
Meals / Housing	3,209	12,493	7,564	3,209	12,493	7,564
Personal Expenses	1,215	1,420	1,420	1,215	1,420	1,420
Transportation	360	360	360	360	360	360
Graduate-CBA Masters 3/.....	19,249	28,738	23,809	26,161	35,650	30,721
Direct	14,465	14,465	14,465	21,377	21,377	21,377
Tuition	12,912	12,912	12,912	19,824	19,824	19,824
Average Fees	327	327	327	327	327	327
Books & Supplies	1,226	1,226	1,226	1,226	1,226	1,226
Indirect	4,784	14,273	9,344	4,784	14,273	9,344
Meals / Housing	3,209	12,493	7,564	3,209	12,493	7,564
Personal Expenses	1,215	1,420	1,420	1,215	1,420	1,420
Transportation	360	360	360	360	360	360
Graduate-CBA MAcc	19,249	28,738	23,809	26,161	35,650	30,721
Direct	14,465	14,465	14,465	21,377	21,377	21,377
Tuition	12,912	12,912	12,912	19,824	19,824	19,824
Average Fees	327	327	327	327	327	327
Books & Supplies	1,226	1,226	1,226	1,226	1,226	1,226
Indirect	4,784	14,273	9,344	4,784	14,273	9,344
Meals / Housing	3,209	12,493	7,564	3,209	12,493	7,564
Personal Expenses	1,215	1,420	1,420	1,215	1,420	1,420
Transportation	360	360	360	360	360	360

TABLE 9 (cont.)

CAMPUS AND LEVEL	RESIDENT (\$)			NON-RESIDENT (\$)		
	At Home	Off Campus	Dorm (Avg) 1/	At Home	Off Campus	Dorm (Avg) 1/
School of Law - JD	20,731	30,220	25,291	32,635	42,124	37,195
Direct	15,947	15,947	15,947	27,851	27,851	27,851
Tuition	14,424	14,424	14,424	26,328	26,328	26,328
Average Fees	297	297	297	297	297	297
Books & Supplies	1,226	1,226	1,226	1,226	1,226	1,226
Indirect	4,784	14,273	9,344	4,784	14,273	9,344
Meals / Housing	3,209	12,493	7,564	3,209	12,493	7,564
Personal Expenses	1,215	1,420	1,420	1,215	1,420	1,420
Transportation	360	360	360	360	360	360
School of Law - LLM	34,027	43,516	38,587	34,027	43,516	38,587
Direct	29,243	29,243	29,243	29,243	29,243	29,243
Tuition	27,720	27,720	27,720	27,720	27,720	27,720
Average Fees	297	297	297	297	297	297
Books & Supplies	1,226	1,226	1,226	1,226	1,226	1,226
Indirect	4,784	14,273	9,344	4,784	14,273	9,344
Meals / Housing	3,209	12,493	7,564	3,209	12,493	7,564
Personal Expenses	1,215	1,420	1,420	1,215	1,420	1,420
Transportation	360	360	360	360	360	360
School of Medicine (MD)	28,939	38,428	33,499	51,931	61,420	56,491
Direct	24,155	24,155	24,155	47,147	47,147	47,147
Tuition	22,632	22,632	22,632	45,624	45,624	45,624
Average Fees	297	297	297	297	297	297
Books & Supplies	1,226	1,226	1,226	1,226	1,226	1,226
Indirect	4,784	14,273	9,344	4,784	14,273	9,344
Meals / Housing	3,209	12,493	7,564	3,209	12,493	7,564
Personal Expenses	1,215	1,420	1,420	1,215	1,420	1,420
Transportation	360	360	360	360	360	360
UH-HILO						
Undergraduate 4/.....	10,466	16,926	14,254	18,986	25,446	22,774
Direct	5,460	5,460	5,460	13,980	13,980	13,980
Tuition	4,056	4,056	4,056	12,576	12,576	12,576
Average Fees	304	304	304	304	304	304
Books & Supplies	1,100	1,100	1,100	1,100	1,100	1,100
Indirect	5,006	11,466	8,794	5,006	11,466	8,794
Meals / Housing	3,208	9,464	7,014	3,208	9,464	7,014
Personal Expenses	1,216	1,420	1,420	1,216	1,420	1,420
Transportation	582	582	360	582	582	360
Graduate	12,196	18,656	15,984	20,452	26,912	24,240
Direct	7,190	7,190	7,190	15,446	15,446	15,446
Tuition	6,336	6,336	6,336	14,592	14,592	14,592
Average Fees	304	304	304	304	304	304
Books & Supplies	550	550	550	550	550	550
Indirect	5,006	11,466	8,794	5,006	11,466	8,794
Meals / Housing	3,208	9,464	7,014	3,208	9,464	7,014
Personal Expenses	1,216	1,420	1,420	1,216	1,420	1,420
Transportation	582	582	360	582	582	360

TABLE 9 (cont.)

CAMPUS AND LEVEL	RESIDENT (\$)			NON-RESIDENT (\$)		
	At Home	Off Campus	Dorm (Avg) 1/	At Home	Off Campus	Dorm (Avg) 1/
Pharmacy	22,160	28,620	25,948	37,910	44,370	41,698
Direct	17,154	17,154	17,154	32,904	32,904	32,904
Tuition	15,750	15,750	15,750	31,500	31,500	31,500
Average Fees	304	304	304	304	304	304
Books & Supplies	1,100	1,100	1,100	1,100	1,100	1,100
Indirect	5,006	11,466	8,794	5,006	11,466	8,794
Meals / Housing	3,208	9,464	7,014	3,208	9,464	7,014
Personal Expenses	1,216	1,420	1,420	1,216	1,420	1,420
Transportation	582	582	360	582	582	360
UH-WEST O'AHU	9,591	16,052		17,463	23,924	
Direct	4,807	4,807		12,679	12,679	
Tuition	3,696	3,696		11,568	11,568	
Average Fees	10	10		10	10	
Books & Supplies	1,101	1,101		1,101	1,101	
Indirect	4,784	11,245		4,784	11,245	
Meals / Housing	3,209	9,465		3,209	9,465	
Personal Expenses	1,215	1,420		1,215	1,420	
Transportation	360	360		360	360	
UH COMMUNITY COLLEGES 5/	7,641	14,655	12,668	12,603	19,617	17,630
Direct	2,634	2,634	2,634	7,596	7,596	7,596
Tuition	1,704	1,704	1,704	6,666	6,666	6,666
Average Fees	68	68	68	68	68	68
Books & Supplies	862	862	862	862	862	862
Indirect	5,007	12,021	10,034	5,007	12,021	10,034
Meals / Housing	3,209	9,465	7,478	3,209	9,465	7,478
Personal Expenses	1,215	1,420	1,420	1,215	1,420	1,420
Transportation	583	1,136	1,136	583	1,136	1,136

1/ These are calculated estimates which can vary greatly for individual students.

2/ Beginning AY 1999-00, undergraduate nursing and dental hygiene students enrolled in clinical courses in the regular program and through distance learning also pay a \$500 per semester (\$1,000 per year) professional fee for no more than six semesters; however, effective AY 2006-07, the undergraduate nursing professional fee increases to \$1,000 per semester while undergraduate dental hygiene students continue to pay the \$500 per semester professional fee. Effective AY 2006-07, undergraduate architecture and business students pay an additional professional fee per semester (not to exceed \$500 per semester).

3/ CBA graduate tuition applies to current and future masters degrees offered by the UHM College of Business Administration, except the Master of Accountancy program. The CBA masters degrees offered in executive format charge the established resident tuition plus additional fees delegated to and approved by the President.

4/ Effective AY 2006-07, undergraduate nursing students pay an additional \$500 per semester professional fee.

5/ UH Community College tuition is charged on a per-credit basis for all enrolled credits effective AY 2001-2002. The amount shown here is based on 12 enrolled credits per semester, and shown for comparative purposes only. Effective AY 2006-07, UHCCs may charge a professional fee (up to \$500) for undergraduate nursing and other health programs. Transportation cost estimates for outer island campuses are provided. On-campus housing available at Maui Community College only.

Source: Executive Memorandum 05-01 (May 2005); Manoa Financial Aid Office; UH Hilo Financial Aid Office; Maui Community College Financial Aid Office.