



Getting Started

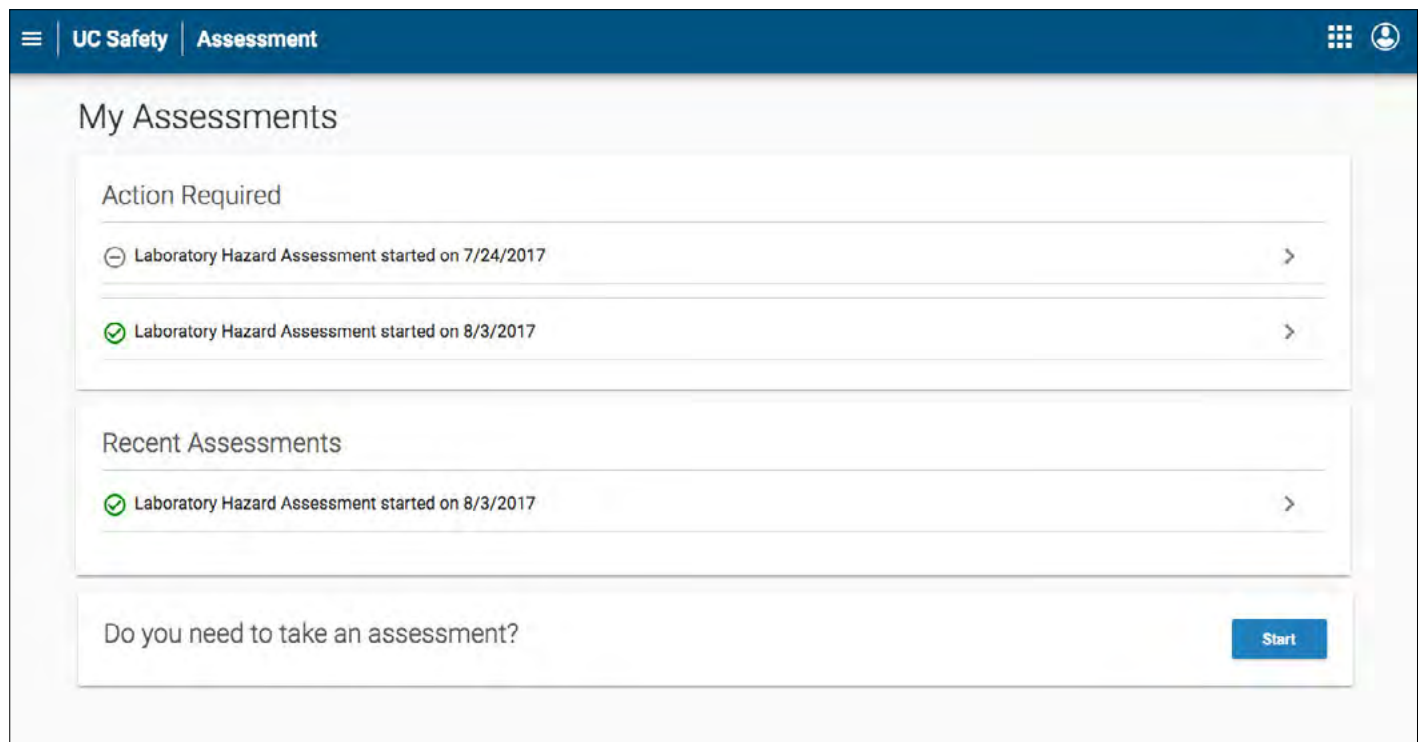
Assessment is an online system that simplifies the hazard assessment process for work environments and recommends the proper items required based on the hazards revealed during the assessment.

- To access the system go to <https://hawaii.risksafety.solutions>
- You will be asked to sign in with your locations single sign on account.
- Once logged in you will be taken to your homepage known as **MyBoard**.
- To access **Assessment**, select the **Assessment** icon at the bottom of the page.
- You will be taken to the **Assessment** home screen.

Home Page

The home screen will display the following options:

- **Action Required:**
 - Assessments that have been submitted  and require certification or acknowledgment.
 - Assessments that are currently in progress  and have not been submitted.
- **Recent Assessments:**
 - Recently completed assessments.
- **Do you need to take an assessment?:**
 - To begin a new assessment, select the **Start** button.



The screenshot shows the 'Assessment' home page for 'UC Safety'. The page is titled 'My Assessments' and is divided into three main sections:

- Action Required:** This section contains two entries for 'Laboratory Hazard Assessment started on 7/24/2017' and 'Laboratory Hazard Assessment started on 8/3/2017'. The first entry has a minus icon, and the second has a checkmark icon. Both entries have a right-pointing arrow.
- Recent Assessments:** This section contains one entry for 'Laboratory Hazard Assessment started on 8/3/2017' with a checkmark icon and a right-pointing arrow.
- Do you need to take an assessment?:** This section features a blue 'Start' button.

Review the Assessment

- Select the assessment that requires action.

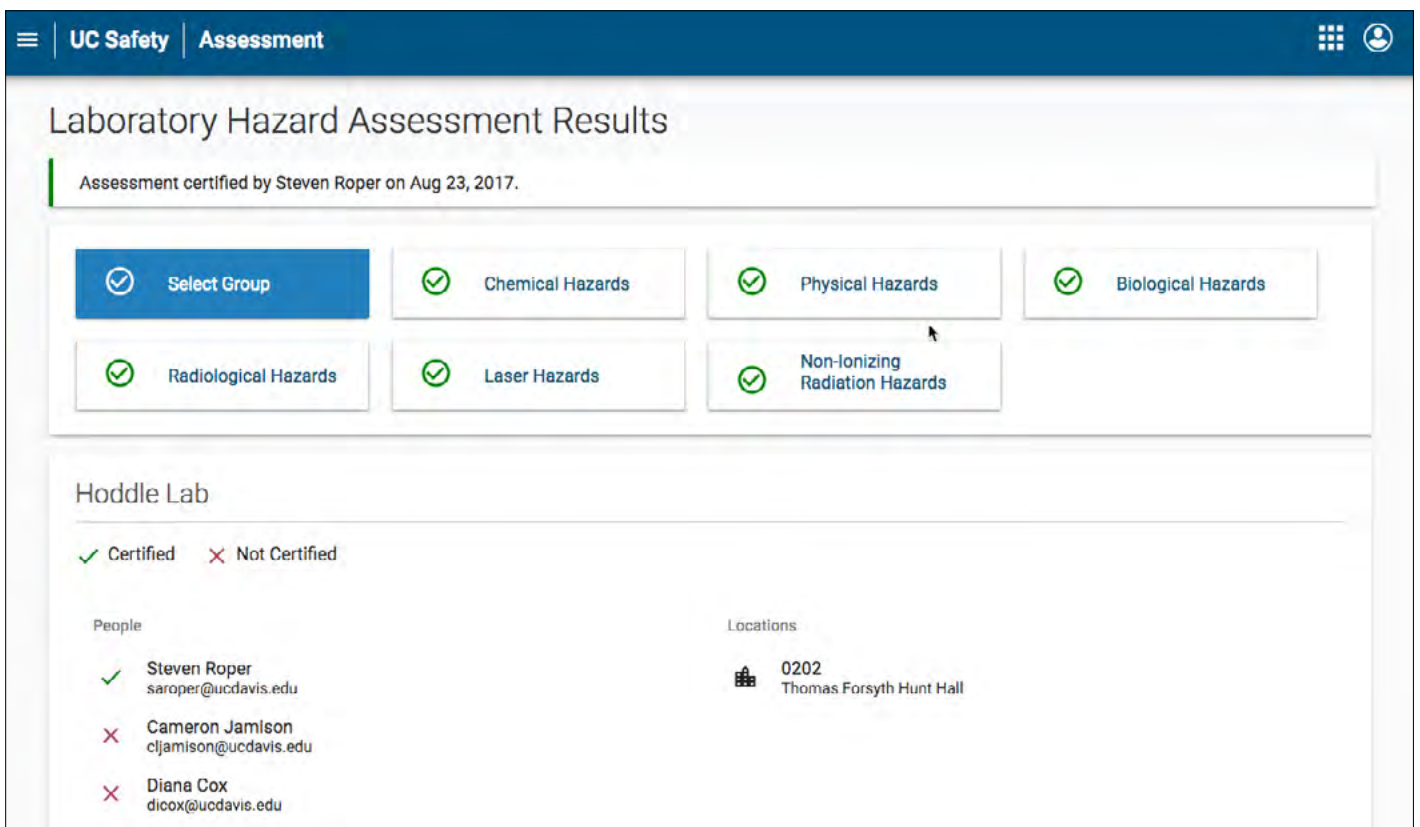


My Assessments

Action Required

✔ Laboratory Hazard Assessment for Team Alpha started on 8/16/2017

- Laboratory Hazard Assessment Results
 - At the top of the page a notification will indicate when the assessment was certified and by whom.
 - At anytime a lab member, anyone can log in to the system to see the status of the assessment.
 - ✔ Indicates when members of the group have certified the assessment.
 - Once all lab members have acknowledged the assessment, the process is considered complete.



UC Safety | Assessment

Laboratory Hazard Assessment Results

Assessment certified by Steven Roper on Aug 23, 2017.

✔ Select Group

✔ Chemical Hazards

✔ Physical Hazards

✔ Biological Hazards

✔ Radiological Hazards

✔ Laser Hazards

✔ Non-ionizing Radiation Hazards

Hoddle Lab

✔ Certified ✘ Not Certified

People

- ✔ Steven Roper
saroper@ucdavis.edu
- ✘ Cameron Jamison
cljamison@ucdavis.edu
- ✘ Diana Cox
dicox@ucdavis.edu

Locations

- 0202
Thomas Forsyth Hunt Hall

- Select each 'Hazard' section to review the answers to the questions.

UC Safety | Assessment

Laboratory Hazard Assessment Results

Assessment certified by Saurit Kar on Aug 16, 2017.

Select Group
 Chemical Hazards
 Physical Hazards
 Biological Hazards

Radiological Hazards
 Laser Hazards
 Non-Ionizing Radiation Hazards

Chemical Hazards

C1. Working with hazardous chemicals (solid, liquid, or gas) ⓘ
No

C2. Working with hazardous liquids or materials which create a splash hazard ⓘ
Yes

C3. Working with small volumes (<= 4L) of corrosive liquids or solids ⓘ
No

C4. Working with large volumes (> 4L) of corrosive liquids or solids ⓘ
No

- Select the ⓘ if further clarification on any questions is required.

Chemical Hazards

C1. Working with hazardous chemicals (solid, liquid, or gas) ⓘ
 Yes No

C2. Working with hazardous liquids or other materials which create a splash hazard ⓘ
 Yes No

C3. Working with small volumes (<= 4L) of corrosive liquids or solids ⓘ
 Yes No

C4. Working with large volumes (> 4L) of corrosive liquids or solids ⓘ
 Yes No

HAZARDOUS CHEMICALS: The hazardous properties of chemicals can be broken into two broad divisions: physical hazards and health hazards. Chemicals with physical hazards could include reactives, flammables, oxidizers and chemicals that are corrosive to metals. Chemicals with health hazards could include skin corrosives, sensitizers, toxic substances, and carcinogens.

Includes any Global Harmonized System (GHS) H code. Physical hazards are designated H2##. Health hazards are designated H3##. The H codes correspond to a hazard statement as described in the Sigma Aldrich Hazard Code Overview.

- Based on the questions answered, the hazards in your lab have been identified.
 - View the questions associated with each item by selecting the arrow located next to each item.

Hazard Expand Section

Cell damage ^

R1. Working with unsealed radioactive materials including generally licensed radioactive material or devices (e.g., uranyl acetate thorium nitrate, 32P-labeled biomolecules)


Eye damage ^

L1. Open Beam - Performing alignment, trouble-shooting or maintenance that requires working with an open beam and/or defeating the interlocks on any Class 3 or Class 4 laser system

Eye or skin damage ^

C1. Working with hazardous chemicals (solid, liquid, or gas)
 C12. Working with potentially explosive chemicals
 C4. Working with large volumes (> 4L) of corrosive liquids or solids

- Based on the hazards, the outcome items are identified (Ex: Active Researchers PPE & Adjacent individuals PPE).
 - View the questions associated with each item by selecting the arrow located next to each item.

 Active Researchers' PPE
Expand Section

Blast shield should be considered ^

C12. Working with potentially explosive chemicals


Chemical splash goggles ^

C4. Working with large volumes (> 4L) of corrosive liquids or solids

Chemical splash goggles for larger volumes v

Chemical-resistant apron ^

C4. Working with large volumes (> 4L) of corrosive liquids or solids

 Adjacent Individuals' PPE
Collapse Section

All personnel in laboratory room

Safety glasses ^

C12. Working with potentially explosive chemicals
C13. Working with Category 2 or higher engineered nanomaterials

Flame resistant lab coat (NFPA 2112) ^

C12. Working with potentially explosive chemicals

Chemical splash goggles ^

C12. Working with potentially explosive chemicals

- Scroll to the bottom of the page to access the Assessment Certification tab.
 - Each Authorized User is required to acknowledge the assessment once reviewed.
 - If the lab member disagrees with any of the information, they are advised not to acknowledge the certification and contact the PI or Responsible Person directly.

Assessment Acknowledgement

Acknowledge

Completed Assessment

Your acknowledgement has been saved.

This assessment has been completed.

- Once all lab members have acknowledged the assessment, the process is considered complete.