

updated 2/28/2005

Contemporary Ethical Issues Student Survey Results

Fall 2004

Return Rate	Fall 2004	Spring 2004	Fall 2003
Number of E sections offered	56	59	46
Number that returned surveys	42 (73%)	36 (61%)	25 (54%)
Final enrollment in E sections	1463	1445	1309
Number of student surveys returned	892 (61%)	724 (50%)	470 (36%)

F04 Courses that returned surveys

Number of surveys	
ART 400V	10
ART 481/AMST 457	16
ASAN 473/EALL 473	8
BIOL 304/ MBBE 304	20
BUS 315	199
COM 460/JOUR 460	38
ENG 382/WS 381	17
ENG 464	10
ENG 481	15
ES 330	78
ES 340	21
HIST 354	22
HON 301	5
HWST 459/BOT 459	24
IS 498	14
IT 405	11
ITE 322	20
LING 415	16
MET 310/OCN 311	41
MGT 343	18
NURS 305/WS 30	18
PEPS 451	15
PHIL 314	16
PHIL 319	15
POLS 335	19
REL 348	21
REL 431	26
SOC 321	41
SOC 353	43
TIM 301	43
TIM 321	24
ZOOL 490G	8

No survey returned

AMST/POLS 436	FAMR 444
ASAN 320K	HIST 372
ECON/WS 361	ICS 423
ENG 320	ITE 323
ENG 384	NURS 475
FAMR 380	POLS/WS 339

Class standing of students	F04 (n=885)	S04 (n=719)	F03 (n=464)
Freshman	0.30%	1%	3%
Sophomore	8%	12%	18%
Junior	34%	39%	32%
Senior	55%	44%	45%
Graduate	3%	4%	2%

Declared or know their major	F04 (n=886)	S04 (n=721)	F03 (n=428)
Yes	94%	96%	99.5%
No	6%	4%	0.5%

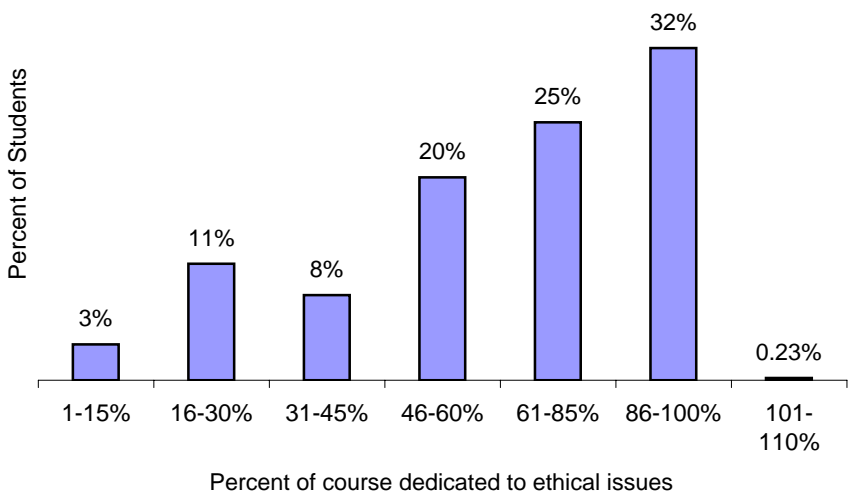
Student-reported Majors (includes second majors)*

Accounting	Information Technology Management
American Studies	Interdisciplinary Studies
Anthropology	International Business
Apparel Product Design & Merch	Japanese
Art	Journalism
Asian Studies	Kinesiology
Aviation	Library Information Sciences
BIO	Linguistics
Bioengineering	Management
Biology	Management Information Systems
Biotechnology	Marine Biology
Botany	Marketing
Business	Math
Chemistry	Mechanical Engineering
Chinese	Meteorology
Civil & Environmental Engineering	Microbiology
Communication	Music
Dance	Natural Resource & Environment Mgt
Dental Hygiene	Nursing
Economics	Peace Studies
Education	Philosophy
Electrical Engineering	Physics
English	Plant & Environmental Biotechnology
Ethnic Studies	Plant & Environmental Protection Sciences
Family & Consumer Science	Political Science
Family Resources	PSH
Finance	Psychology
Food Science	Religion
French	Social Work
Geography	Sociology
Geology & Geophysics	Spanish
German	Speech
Global & Environmental Sciences	Speech Pathology & Audiology
Hawaiian	Theatre
Hawaiian Studies	Translation & Interpretation
History	Travel Industry Mgt
HS	Tropical Plant & Social Sciences
Human Resources Management	Women's Studies
Information & Computer Science	Zoology

**Some student responses are not official majors.*

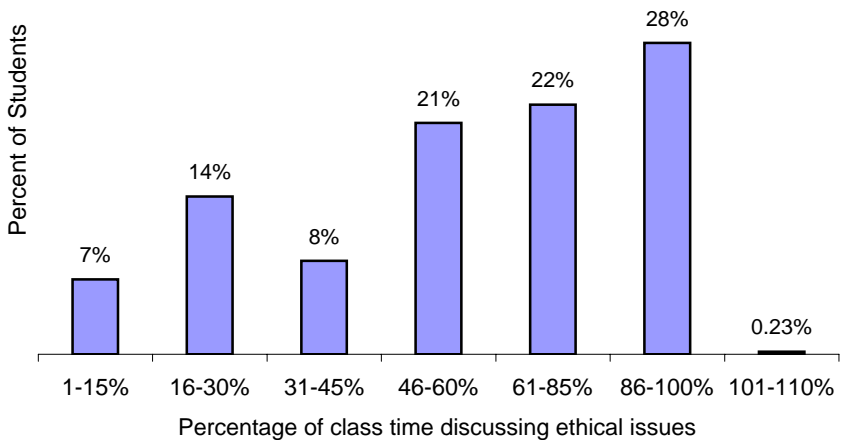
5. Approximately what percentage of this course was dedicated to contemporary ethical issues?

N=861
Mean=67%
Range=1-110%
SD=27



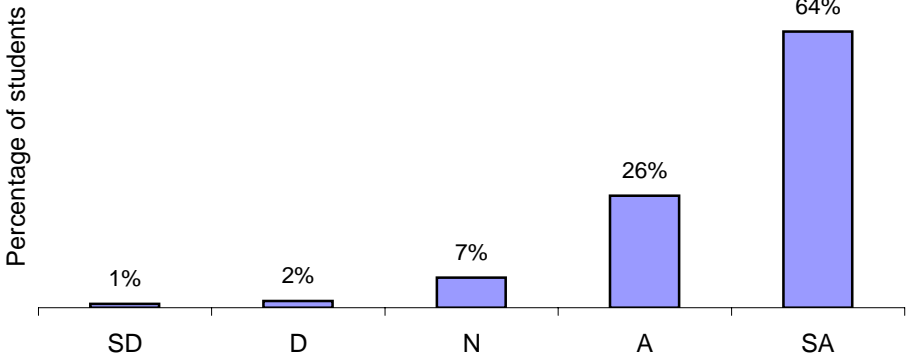
6. Approximately what percentage of time was spent in class discussions of contemporary ethical issues?

N=853
Mean=62%
Range=0-110%
SD=29



7. The ethical issues covered in this class related to the course content.

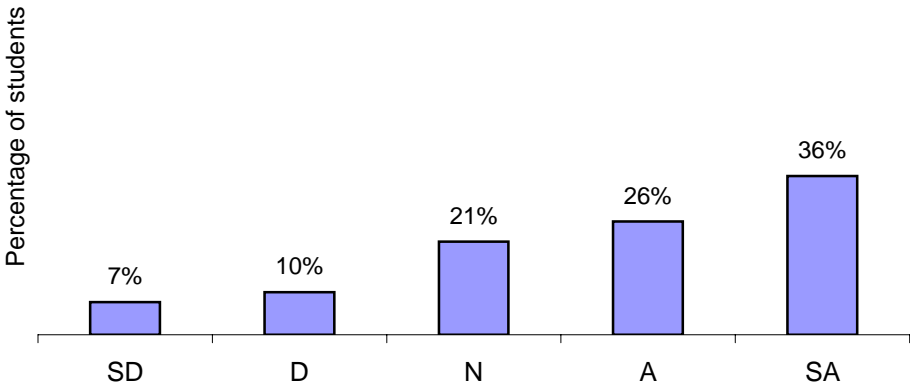
N=888



SD=strongly disagree
D=disagree
N=neutral
A=Agree
SA = strongly agree

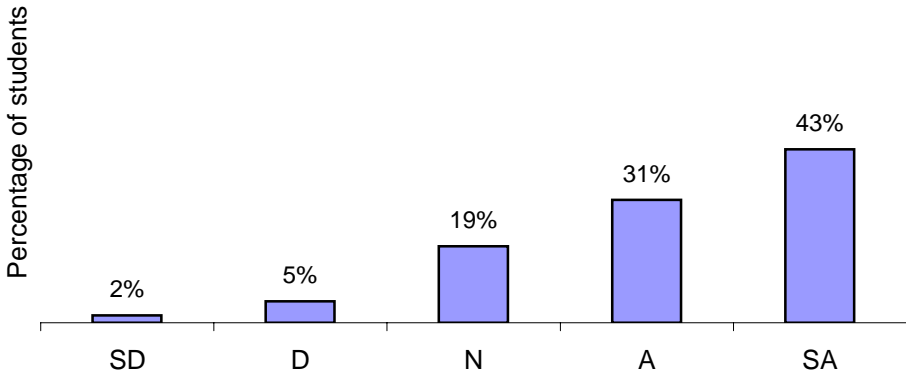
8. The course content related directly to my major.

N=879



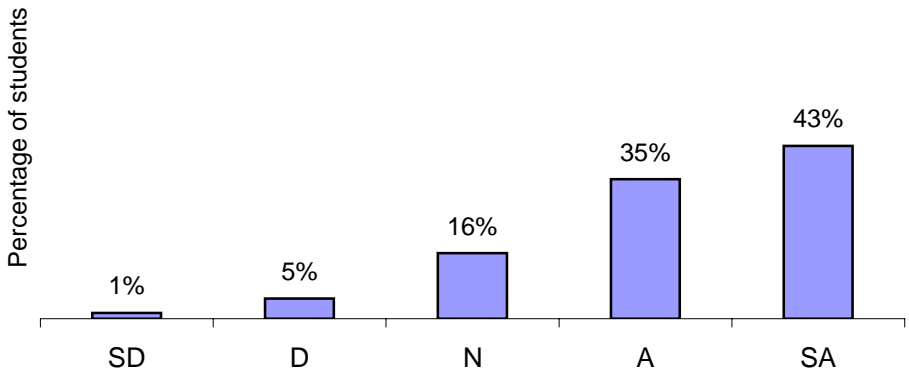
9. I felt comfortable expressing my opinions on the ethical issues in class.

N=886



10. The instructor introduced techniques for deliberating on ethical issues.

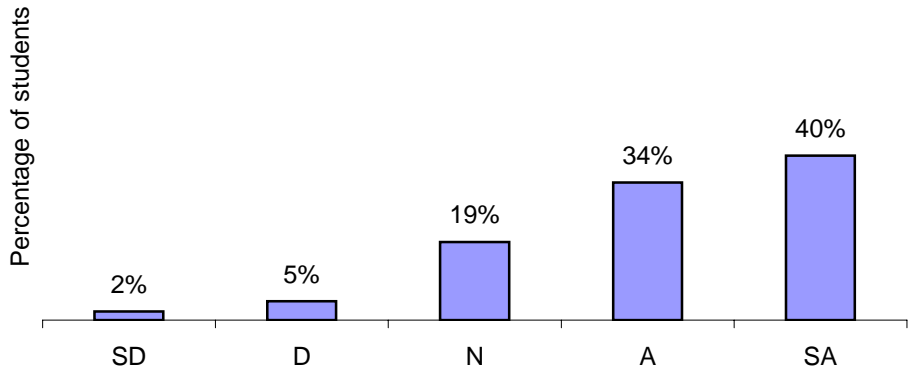
N=888



SD=strongly disagree
D=disagree
N=neutral
A=Agree
SA = strongly agree

11. I feel more competent to evaluate ethical issues in my major.

N=881



Question 11.
Chart only includes students in an E course directly related to their major

N=547

