

# Contemporary Ethical Issues Student Survey Results

**Fall 2006**  
updated 3/7/2007

## Return Rate

	Number of E sections offered	Number of sections that returned surveys	Final enrollment in E sections	Number of student surveys returned
Fall 2006	66	34 (52%)	1428	612 (43%)
Spring 2006	94	42 (45%)	2091	953 (46%)
Fall 2005	59	40 (68%)	1422	839 (59%)
Spring 2005	81	49 (60%)	1853	934 (50%)
Fall 2004	56	42 (73%)	1463	892 (61%)
Spring 2004	59	36 (61%)	1445	724 (50%)
Fall 2003	46	25 (54%)	1309	470 (36%)

## Fall 2006 Courses That Returned Surveys

COURSE	Surveys returned	Percentage of final enrollment
ACM/ JOUR/		
COM 460	37	100%
ARCH 433	25	96%
ASAN/EALL 473	15	88%
BUS 301	60	65%
EALL 363B	14	78%
EDEP 311	16	89%
ENG 306	15	100%
ENG 393	5	83%
ES 330	118	74%
FSHN/ANSC 350	22	85%
HWST/BOT 459	19	83%
ICS 390	20	100%
IP 368B	16	80%
ITE 322	15	39%
ITE 401	23	88%
ITE 406	5	45%
MBBE/BIOL 304	36	90%
ME 401	21	91%
PEPS 451	17	89%
REL 348	18	90%
SOC 453	13	72%
TIM 301	45	82%
TIM 321	17	94%
WS 351	20	61%

## Fall 2006 Courses That Did Not Return Surveys

ANTH 316	ES 420	IS 405	NURS 305	WS 304
ECON/WS 361	FAMR 380	KLS 395	NURS 475	WS 305
ENG 491	FAMR 444	LING 416	POLS 335	
ES 380	HIST 354	MET/ OCN/ OEST 310	POLS 339/ WS 449	
ES 410	HON 301/ POLS 386	NREM 302	TI 405	

## Class Standing (N=610)

	Freshman	Sophomore	Junior	Senior	Graduate
Fall 2006	0.2%	8%	30%	57%	5%
Spring 2006	1%	10%	29%	53%	7%
Fall 2005	1%	5%	36%	57%	1%
Spring 2005	2%	7%	35%	53%	3%
Fall 2004	0.30%	8%	34%	55%	3%
Spring 2004	1%	12%	39%	44%	4%
Fall 2003	3%	18%	32%	45%	2%

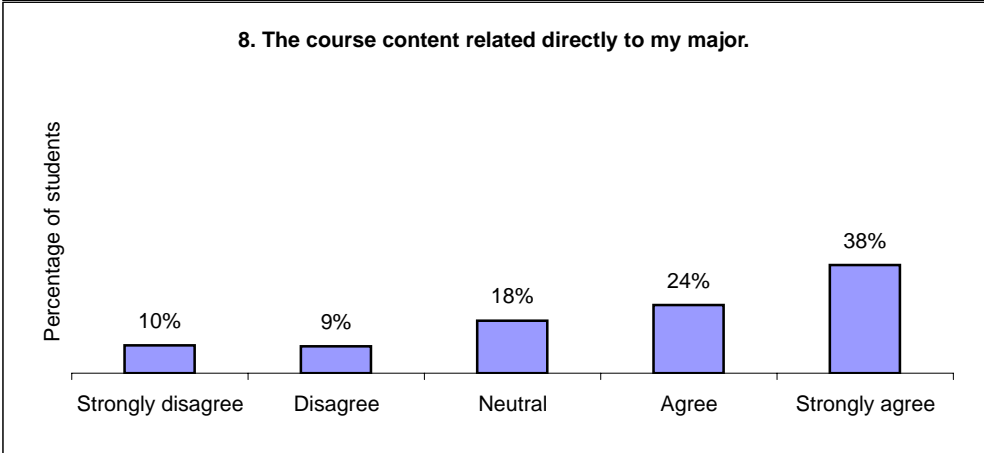
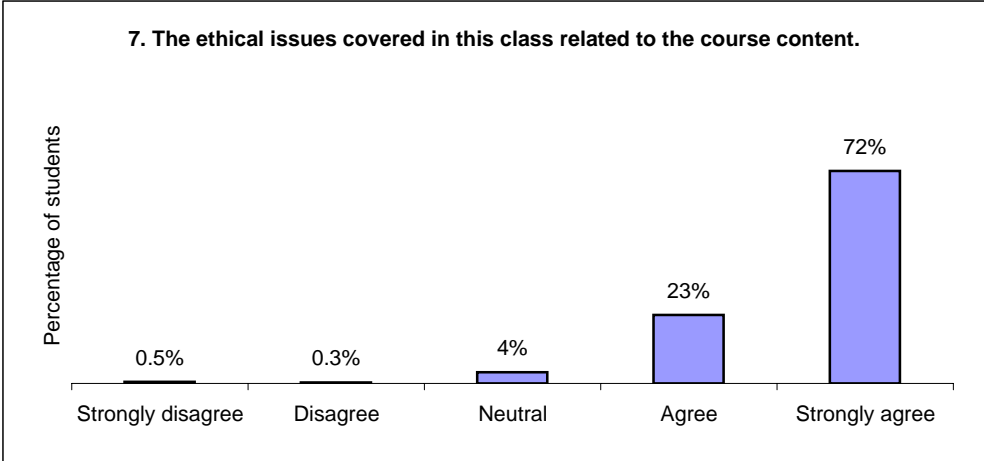
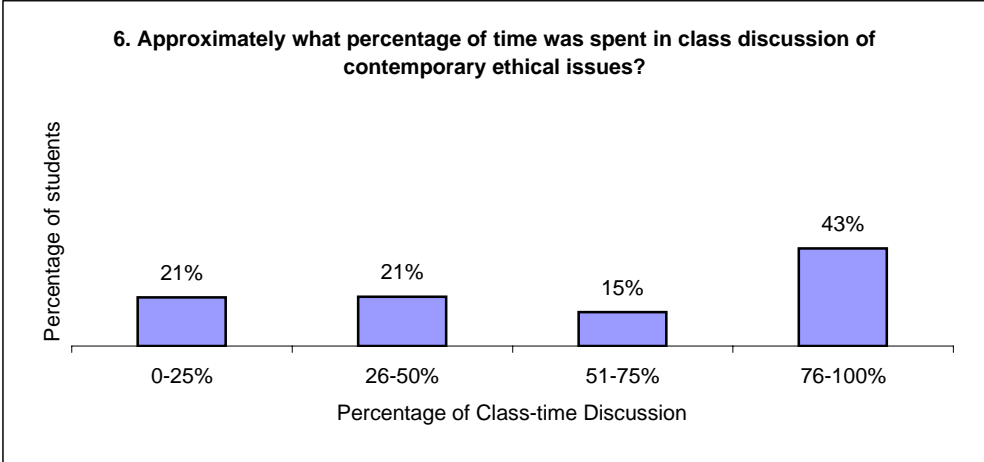
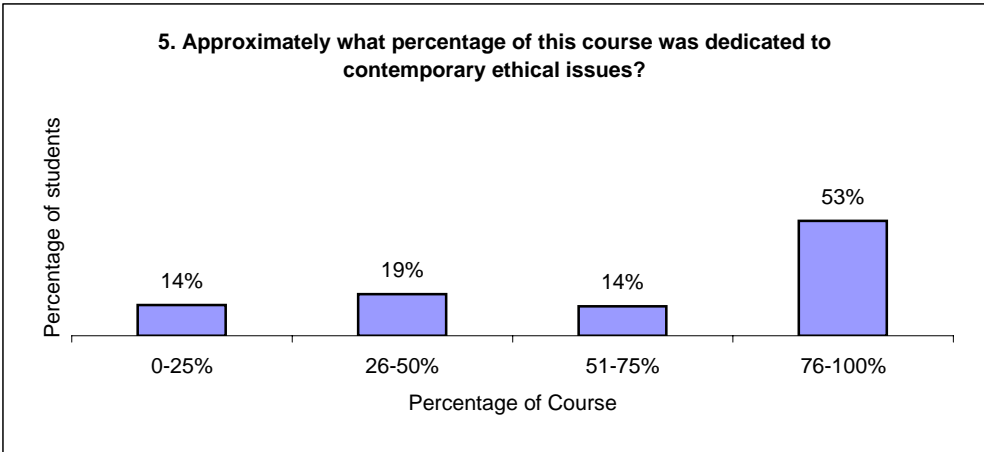
## Declared or Know Their Major (N=612)

	Yes	No
Fall 2006	94%	6%
Spring 2006	97%	3%
Fall 2005	95%	5%
Spring 2005	96%	4%
Spring 2005	96%	4%
Fall 2004	94%	6%
Spring 2004	96%	4%
Fall 2003	99.5%	0.50%

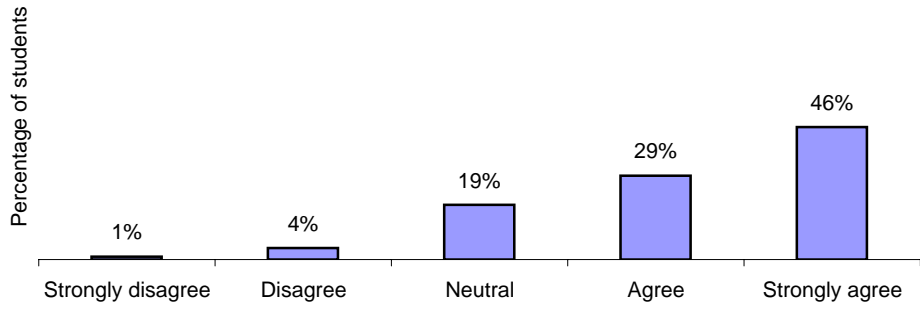
## Majors (N=579)

Major*	Number of students	Major*	Number of students	Major*	Number of students
ACC	20	FSHN	21	PSY	24
ACM	1	GEOG	1	PUBLIC ADMIN	1
AMST	3	GES	2	REL	3
ANTH	3	HAW	2	SOC	21
APDM	3	HIST	7	SP	4
ARCH	26	HRM	1	SPAN	2
ART	22	HWST	8	SPED	1
ASAN	10	ICS	3	THEA	2
BIO	15	IS	11	TIM	63
BIOENGIN	2	JOUR	21	TPSS	2
BIOL	14	JPN	6	WS	1
BIOTECH	4	KLS	8	ZOOL	2
BOT	1	MARINE BIOL	4		
BUS	14	MATH	4		
CHEM	1	ME	6		
CHN	3	MEDT	1		
CIS	1	MGT	16		
COM	20	MICR	5		
ECON	5	MIS	8		
ED	45	MKT	10		
EDU	2	MUS	1		
EE	2	NURS	10		
ENG	15	OCN	1		
ENGR	26	PBSCE	3		
ES	2	PEB	3		
FAMR	7	PEPS	1		
FIL	1	PLAN	1		
FIN	13	POLS	4		
FR	1	PREMED	2		

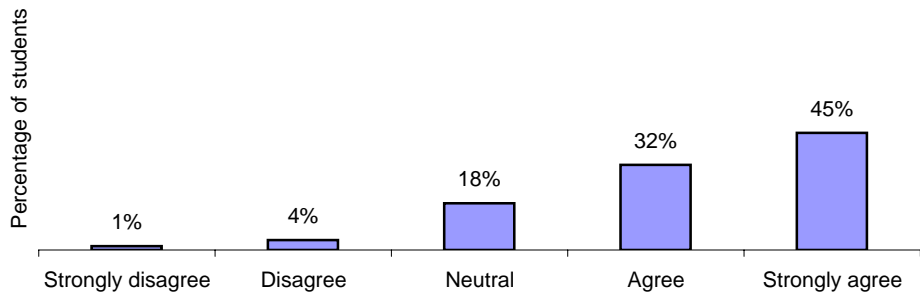
\* Major as reported by student



**9. I felt comfortable expressing my opinions on the ethical issues in class.**



**10. The instructor introduced techniques for deliberating on ethical issues.**



**11. I feel more competent to evaluate ethical issues in my major.**

