

Contemporary Ethical Issues Student Survey Results

Fall 2007

updated 3/10/2008

Return Rate

Semester	Number of E sections offered	Number of sections that returned surveys	Semester	Final enrollment in E sections	Number of student surveys returned
Fall 2007	72	47 (65%)	Fall 2007	1440	824 (57%)
Spring 2007	98	49 (50%)	Spring 2007	1963	838 (43%)
Fall 2006	66	34 (52%)	Fall 2006	1428	612 (43%)
Spring 2006	94	42 (45%)	Spring 2006	2091	953 (46%)
Fall 2005	59	40 (68%)	Fall 2005	1422	839 (59%)
Spring 2005	81	49 (60%)	Spring 2005	1853	934 (50%)
Fall 2004	56	42 (73%)	Fall 2004	1463	892 (61%)
Spring 2004	59	36 (61%)	Spring 2004	1445	724 (50%)
Fall 2003	46	25 (54%)	Fall 2003	1309	470 (36%)

Fall 2007 Courses That Returned Surveys

COURSE	Surveys returned	Percentage of all surveys	COURSE	Surveys returned	Percentage of all surveys
ANTH 316	16	2%	HON 301	3	0.4%
ARCH 433	29	4%	ICS 390	16	2%
ASAN 473	15	2%	ITE 401	21	3%
BIOL 304	47	6%	ITE 406	11	1%
BIOL 340	27	3%	KLS 395	43	5%
BOT 440	10	1%	ME 480	31	4%
BUS 301	170	21%	MEDT 331	13	2%
COM 460	33	4%	OCN 310	40	5%
EALL 363B	12	1%	SOC 453	13	2%
EDEP 311	28	3%	SP 464	16	2%
ENG 420	9	1%	TI 405	21	3%
ES 330	122	15%	TI 406	20	2%
ES 420	19	2%	TIM 321	18	2%
FSHN 350	21	3%			

Fall 2007 Courses That Did Not Return Surveys

ACM 460	ES 410	ICS 423	JOUR 460	NURS 475
ANSC 350	FAMR 380	ICS 463	LING 416	OEST 310
EALL 473	FAMR 444	IP 368B	MBBE 304	PHIL 303
ENG 440I	FR 361	ITE 391C	MET 310	REL 348
ES 380	HIST 354	ITE 391S	NREM 302	

Class Standing

	Freshman	Sophomore	Junior	Senior	Graduate
Fall 2007	1%	7%	31%	56%	6%
Spring 2007	2%	9%	25%	60%	4%
Fall 2006	0.2%	8%	30%	57%	5%
Spring 2006	1%	10%	29%	53%	7%
Fall 2005	1%	5%	36%	57%	1%
Spring 2005	2%	7%	35%	53%	3%
Fall 2004	0.30%	8%	34%	55%	3%
Spring 2004	1%	12%	39%	44%	4%
Fall 2003	3%	18%	32%	45%	2%

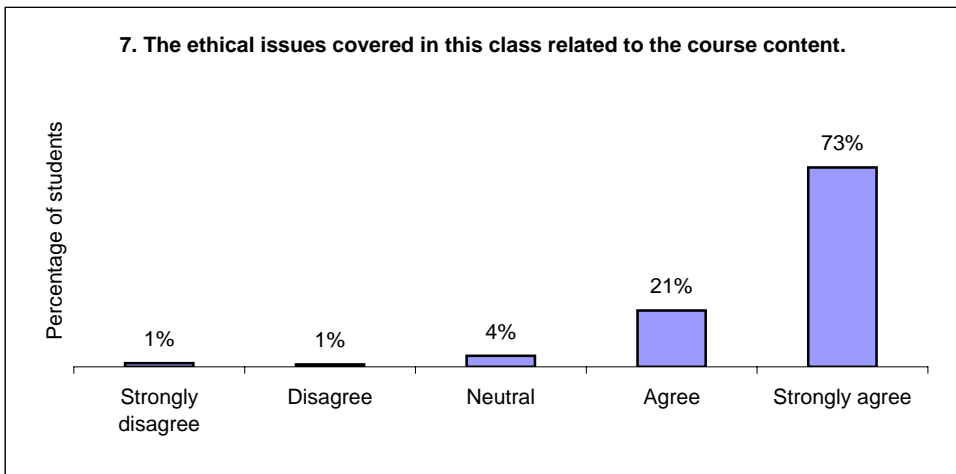
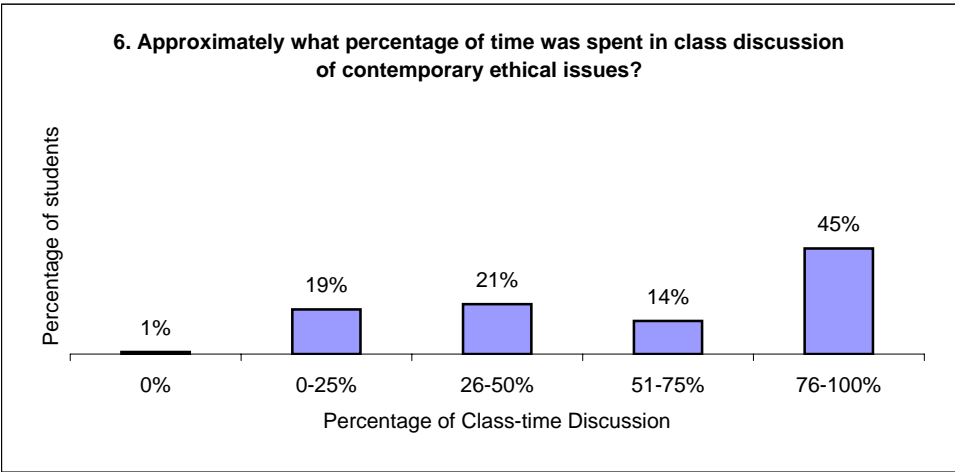
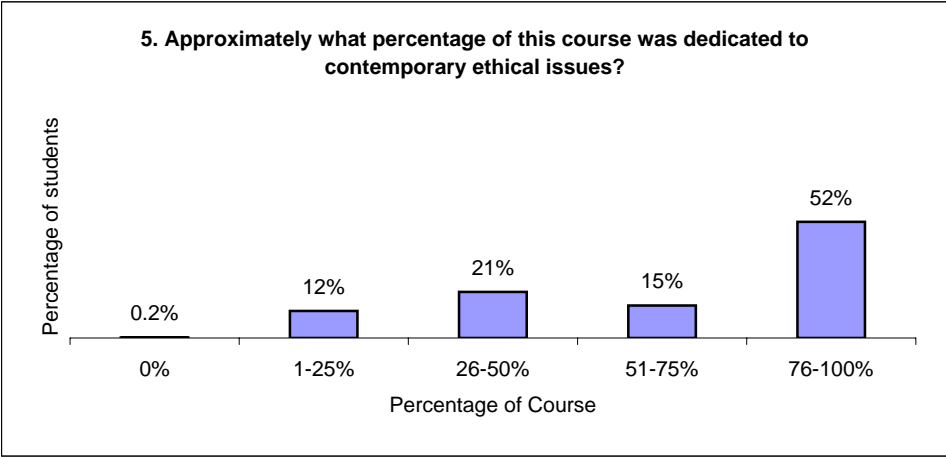
Declared or Know Their Major

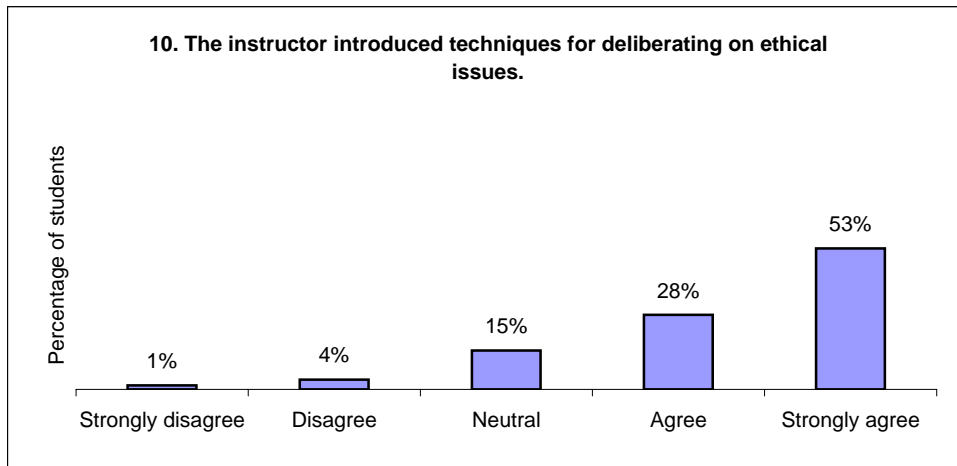
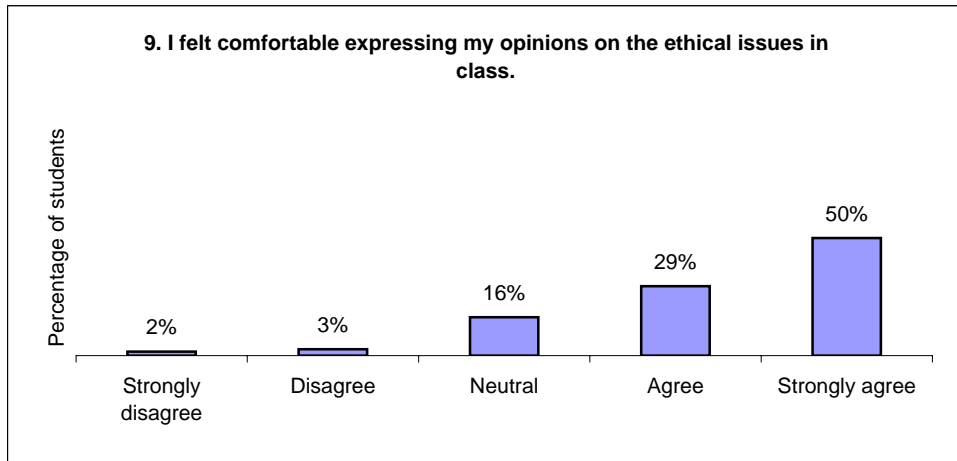
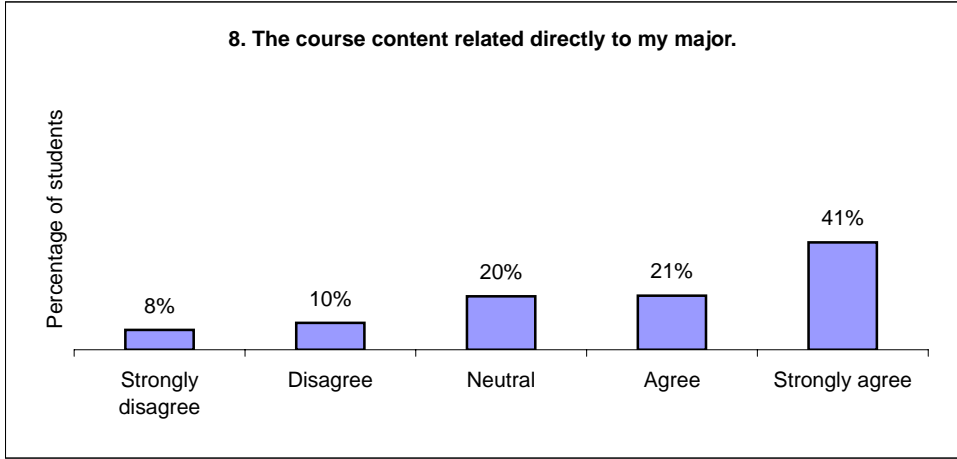
	Yes	No
Fall 2007	94%	6%
Spring 2007	95%	5%
Fall 2006	94%	6%
Spring 2006	97%	3%
Fall 2005	95%	5%
Spring 2005	96%	4%
Spring 2005	96%	4%
Fall 2004	94%	6%
Spring 2004	96%	4%
Fall 2003	99.5%	0.50%

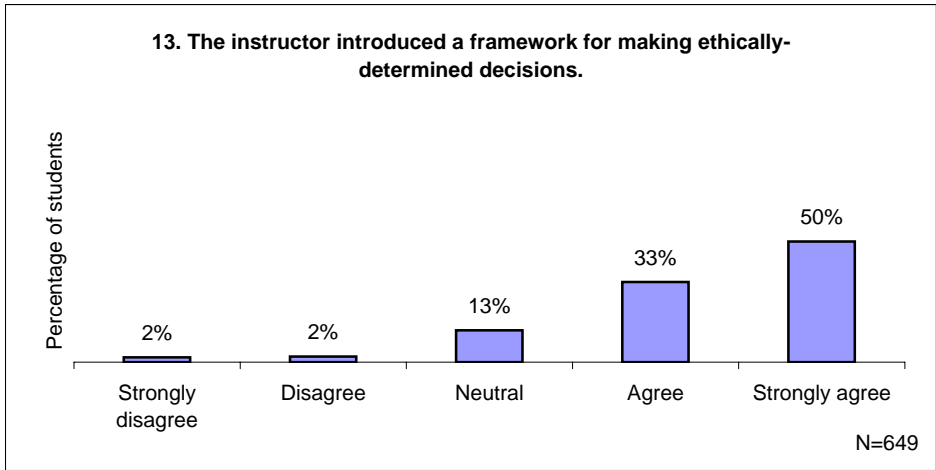
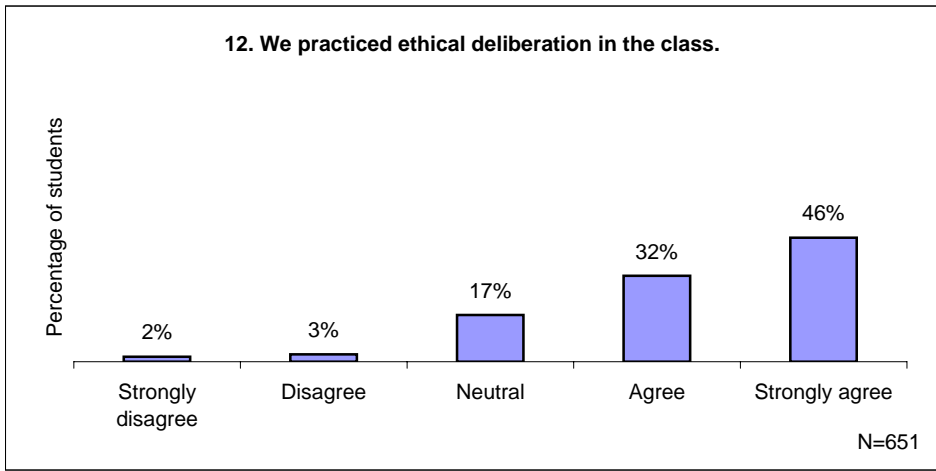
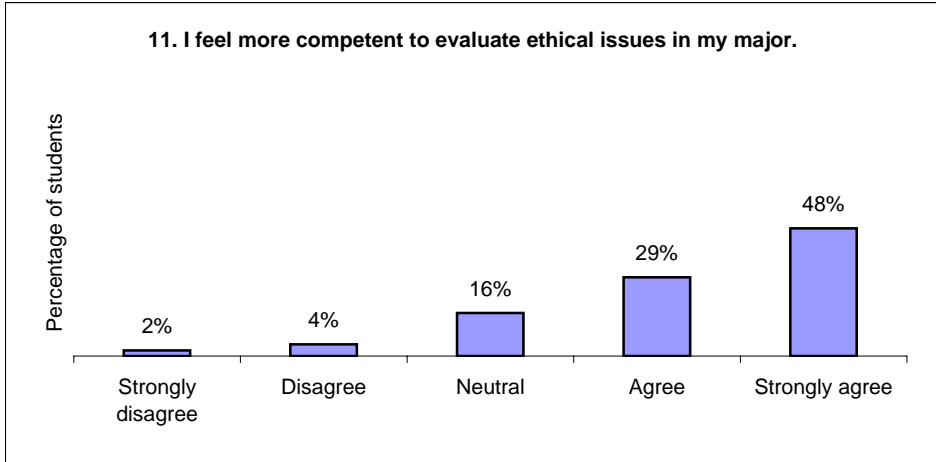
Percent of students in a E course in their major's subject area

(e.g., German major in GER course; Accounting major in ACC course)

19%	Student in Shidler taking a BUS E course
4%	Student in Elem or Sec Education taking an ITE E course
32%	Student's E course in same subject area as major
55%	TOTAL-Student's E course in major
36%	Student's E course taken in area other than major subject area
9%	Unknown or no major given







Note: BUS courses used an older version of the survey that did not contain questions 12 & 13.