

Oral Communication Focus
Student Survey Results

Fall 2005

updated 6/22/2005

Return Rate

57% 867 surveys returned; final O enrollment is 1,512 students

Courses that returned surveys	Number of surveys	Number of surveys
ACC 415	44	ITE 405 1
ADPM 301	15	ITE 405D 3
AMST 310	97	JPN 420 14
AMST 423	20	JPN 495C 7
ANTH 316	19	LING 345 7
ANTH 482	17	OCN 490 3
ARCH 341/PLAN 310	18	PLAN 310 18
BE 481	1	PSY 409A 11
BIOL 399	18	PSY 409B 13
CAS 301	18	PSY 459 10
CEE 462	13	REL 300 17
ECON 432	23	REL 348 22
ES 455	14	REL 445 15
FIL 315	4	SAM 431 16
FR 306	10	SOC 311 8
FR 321	18	SP 333 70
FSHN 469	13	SP 335 18
GER 305	10	SPAN 303 30
HAWN 425	7	SPAN 304 6
HON 495	9	THAI 415 3
IS 405	7	WS 305 14
ITE 329	85	WS 439 24
ITE 343	66	ZOOL 490G 8

No surveys returned

APDM 460	FIL 401	ICS 390
DNCE 371	FR 301	ILO 425
EE 396	FR 302	IP 362
EE 496	FR 311	NREM 491
ENG 472	GG 410	NURS 310
ES 331	HAWN 301	PACE 447
ES 420	HAWN 321	SOC 431

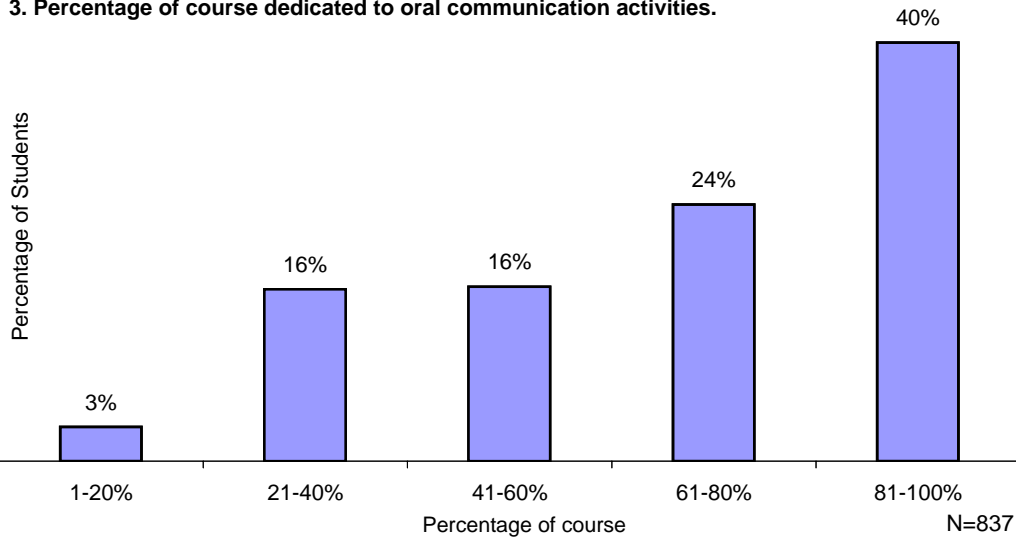
Class standing of students

Freshman	1%
Sophomore	5%
Junior	34%
Senior	53%
Graduate student	5%

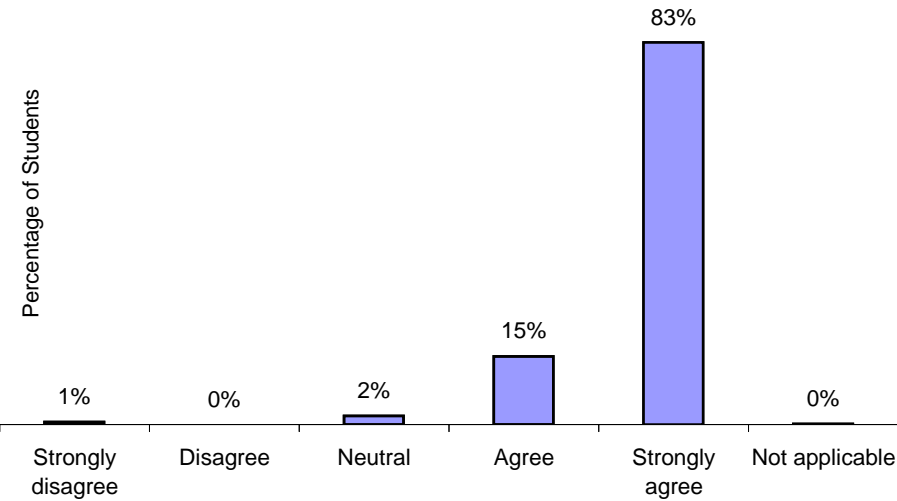
Declared or know their major

Yes	96%
No	4%

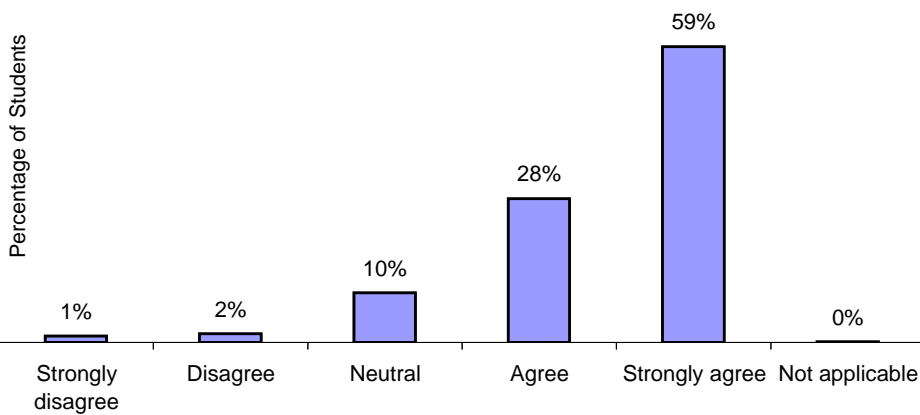
3. Percentage of course dedicated to oral communication activities.



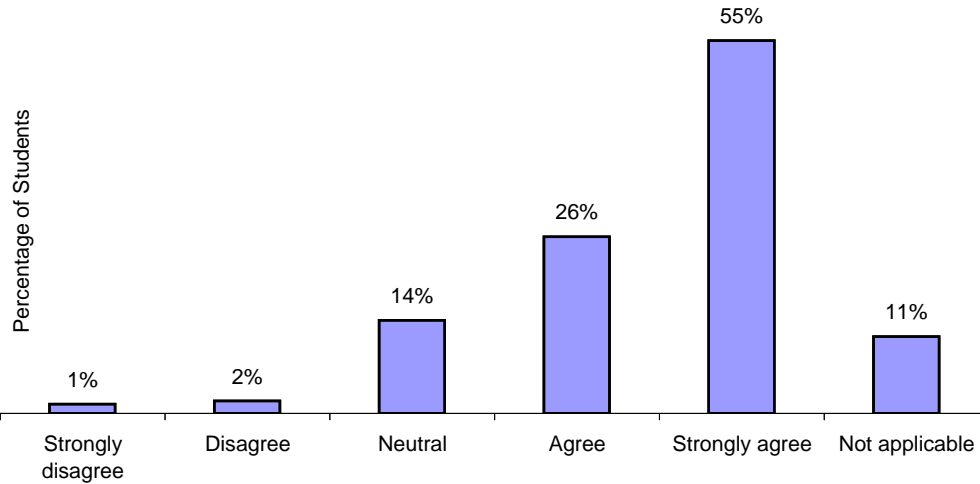
4. The oral communication assignments covered in this class related to the course content.



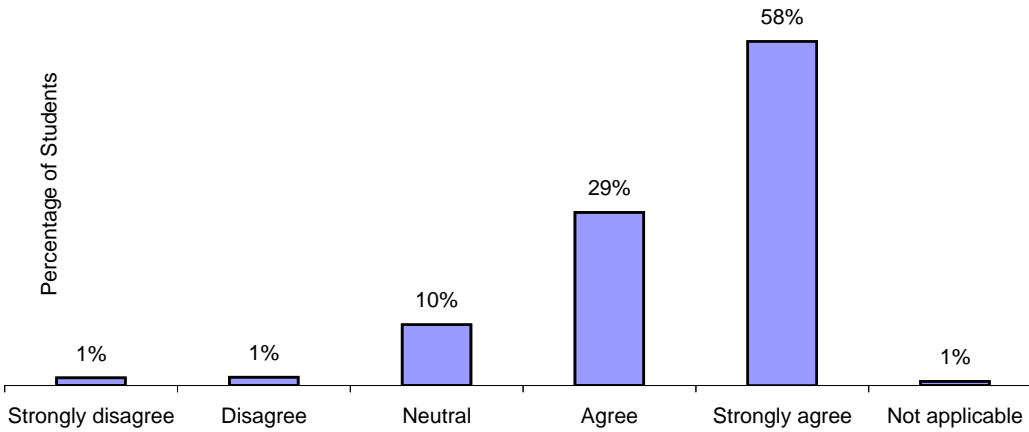
5. I felt comfortable participating in the oral communication activities required for this class.



6. The instructor provided sufficient oral communication training to prepare me for the oral communication assignments.



7. I feel more competent to meet the oral communication demands of my personal profession/career.



8. I have improved my oral communication skills in the following areas (check all that apply).

