

Oral Communication Focus

Student Survey Results

Spring 2005

updated 6/22/2005

Return Rate

50% 683 surveys returned; final O enrollment is 1,376 students

Courses that returned surveys	Number of surveys	Number of surveys
ACC 415	36	ITE 343 24
AMST 310	83	ITE 390 18
AMST 423/ARCH 473	17	ITE 405 5
ANTH 427	20	ITE 405D 12
BIOL 399	15	JPN 318 11
CEE 490	24	LING 412 14
CHEM 380	11	ME 482 16
EE 396	20	OCN 490 4
ENG 409	12	PACE 447 12
ES 455B	14	POLS 379 19
FR 302	19	REL 348 20
FR 321	18	SAM 422 11
GER 301	16	SP 335 16
GG 410	5	SP 352 31
HAW 321	15	SP 395 10
HWST 496	5	SPAN 304 13
ICS 391	16	THEA 475 18
ICS 491	18	TI 403 16
ILO 302	6	WS 439/POLS 339 27
IS 406	16	

No surveys returned

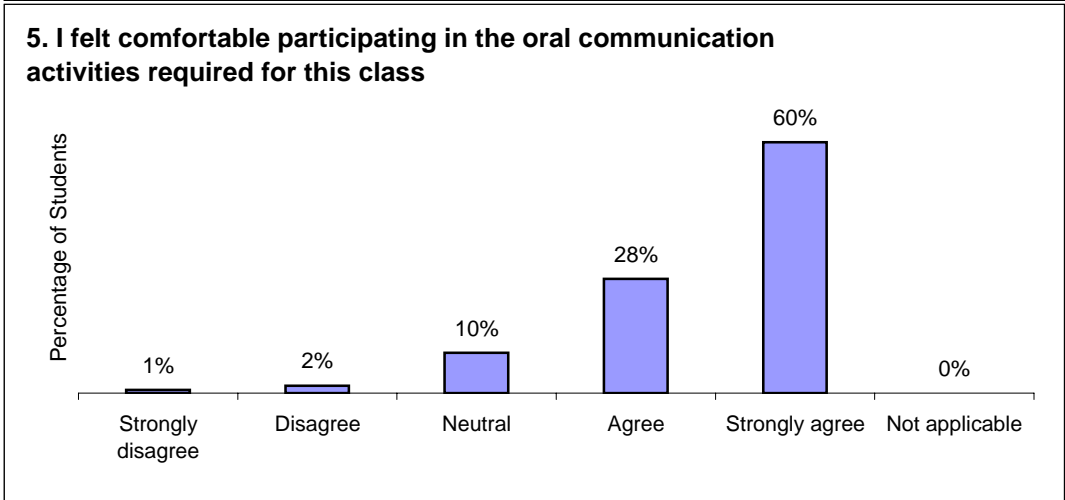
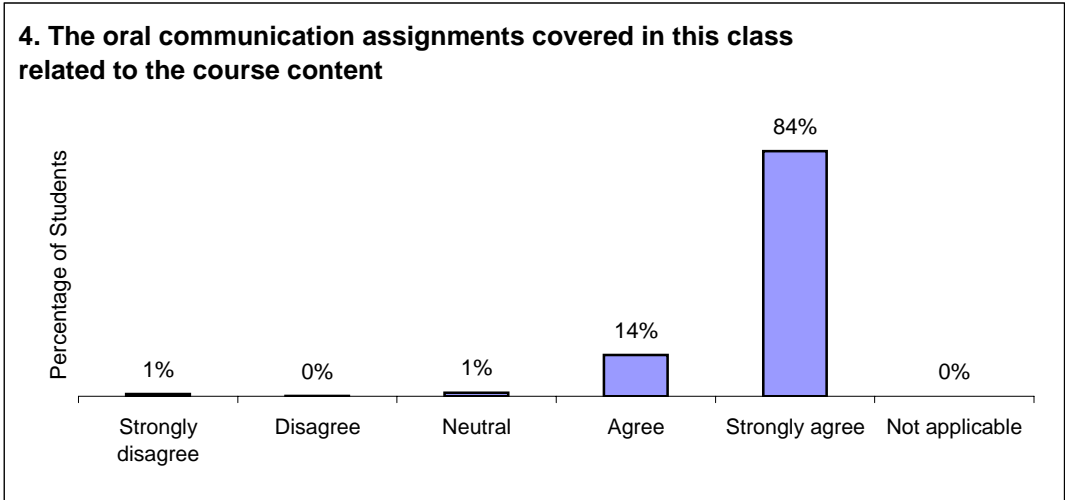
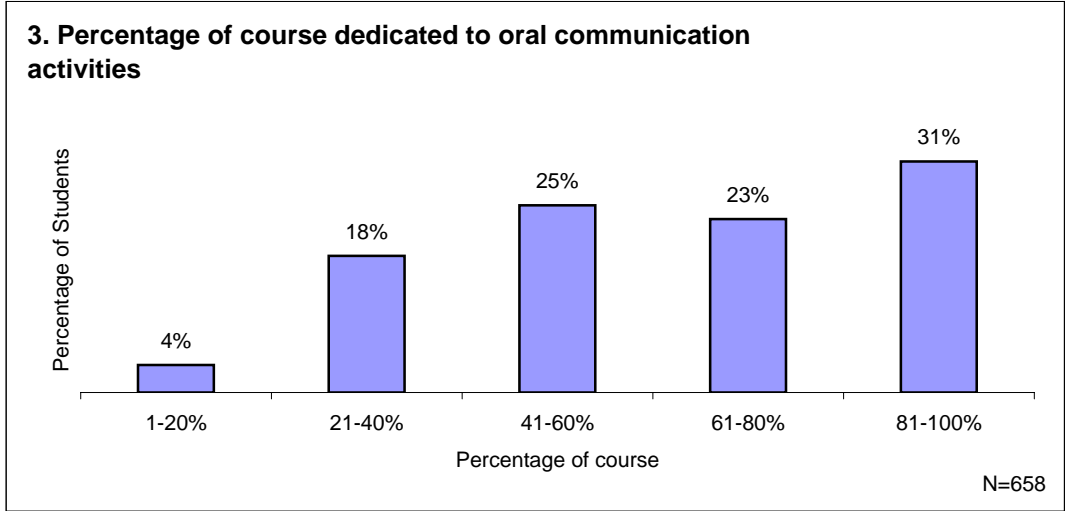
ANTH 419	HWST/BOT 460	PSY 459
EE 496	ILO 402	PSY 409
ENG 394	ILO 424	SOC 357
ENG 405	IP 363	SOC 454
ES 331	ITE 391C	SPAN 303
ES 420	JOUR 302	THEA 323
FR 311	JPN 423	
HAW 301	LING 441	
HON 495	PHIL 399	

Class standing of students

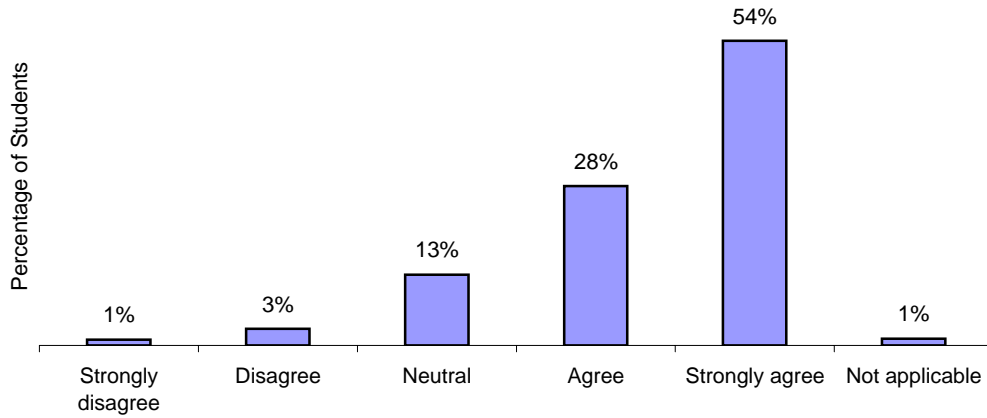
Freshman	2%
Sophomore	12%
Junior	28%
Senior	53%
Graduate student	5%

Declared or know their major

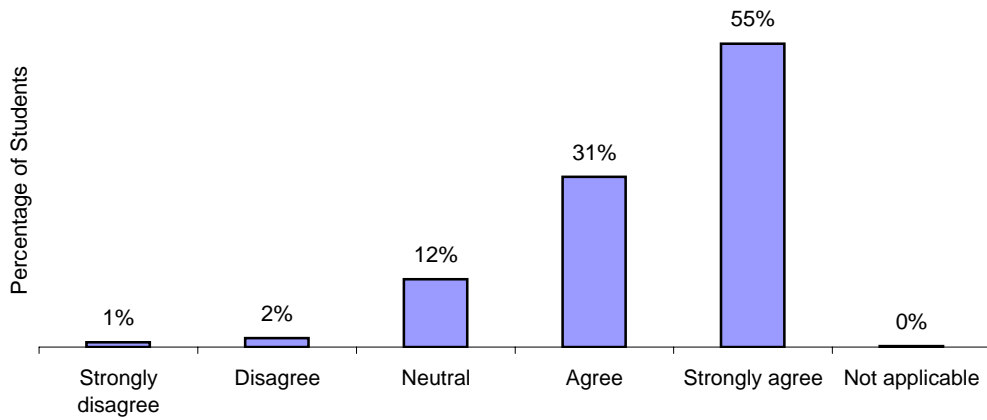
Yes	95%
No	5%



6. The instructor provided sufficient oral communication training to prepare me for the oral communication assignments



7. I feel more competent to meet the oral communication demands of my proposed profession/career



8. I have improved my oral communication skills in the following areas (check all that apply)

