

Oral Communication Focus Student Survey Results

Fall 2006

updated 3/7/2007

Return Rate

Semester	Percent returned	Number returned	Total enrollment
Fall 2006	48%	622	1,298
Spring 2006	48%	929	1,932
Fall 2005	57%	867	1,512
Spring 2005	50%	683	1,376
Fall 2004	61%	687	1,120

Courses That Returned Surveys

Course	Percent of all surveys	Course	Percent of all surveys
ACC415	6%	JPN318	2%
AMST423/ARCH473	3%	JPN420	1%
ANTH444/REL444	3%	JPN495C	1%
APDM301	5%	KLS333	5%
BIOL395	1%	LING445	1%
BIOL398	2%	NURS310	8%
BUS345	4%	OCN410	1%
CAS301	3%	PACE315	2%
DNCE371	2%	PACE447	3%
ES455B	3%	PACE485	2%
FSHN469	2%	SAM421	1%
GEOG326	3%	SOC453	2%
GG410	1%	SP333	13%
ICS390	3%	SP335	3%
ICS422	2%	SPAN303	5%
ITE329	3%	SPAN304	2%
ITE405D	0%	THEA476	2%
JPN315	2%		

Courses That Did Not Return Surveys

Courses	
ANTH 316	GER 305
APDM 460	HAW 301
ARCH/PLAN 341	HAW 321
BE 481	HAW 321
ECON/WS 361	HON 495
EDEA 397	IS 321
EE 328	IS 405
EE 396	ITE 343
EE 496	JPN 423
ENG 306	PHIL 418/WS 419
FR 301	POLS 323
FR 302	PSY 409
FR 311	PSY 459
FR 321	REL 348
FR 405	SP 481
FR 491	

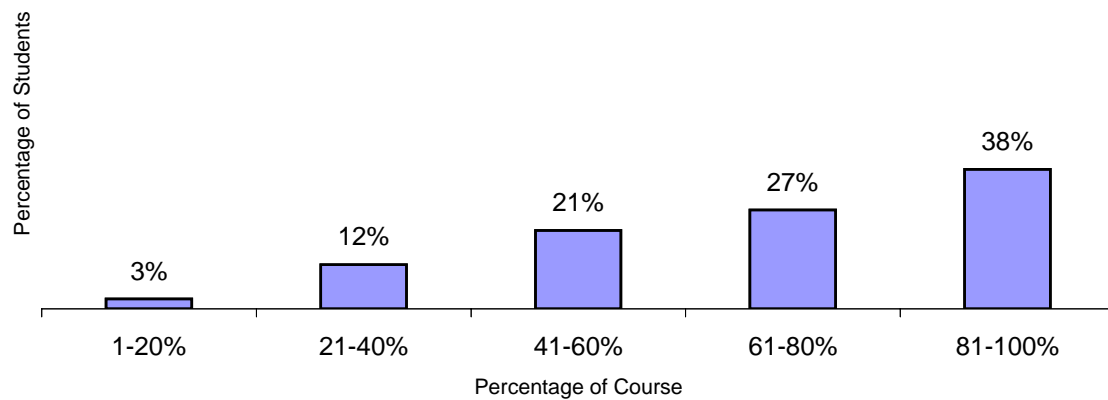
Class Standing

Freshman	Sophomore	Junior	Senior	Graduate students
1%	7%	29%	59%	4%

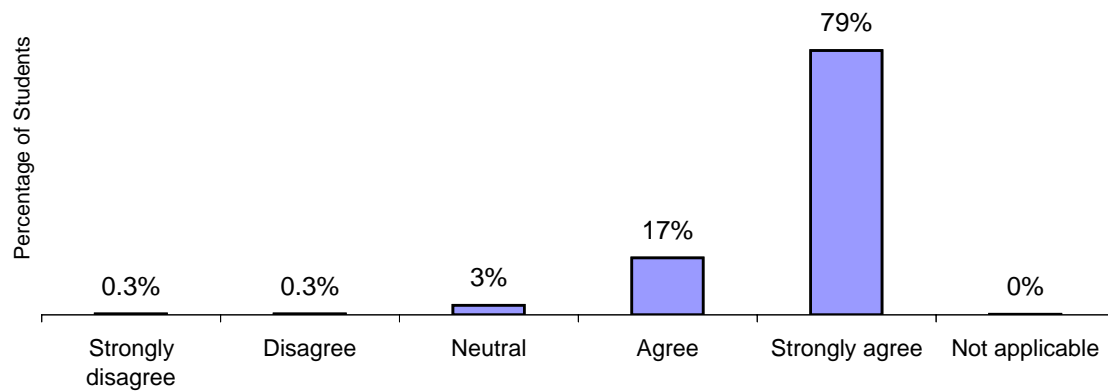
Declared or Know Major

Yes	No
96%	4%

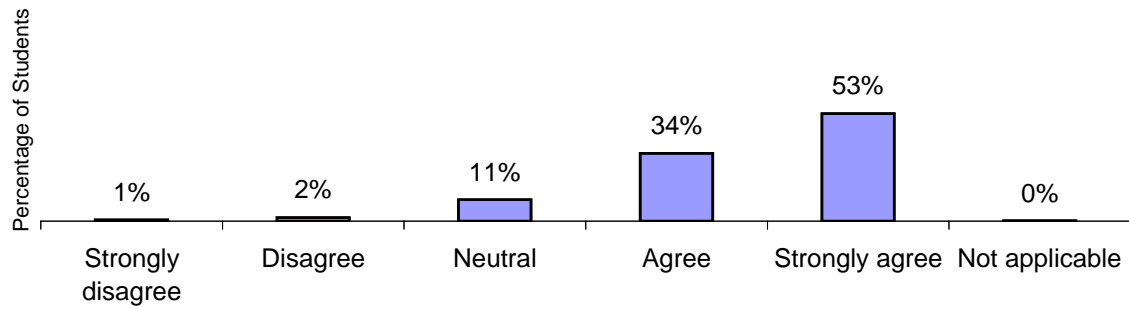
3. Percentage of course dedicated to oral communication activities.



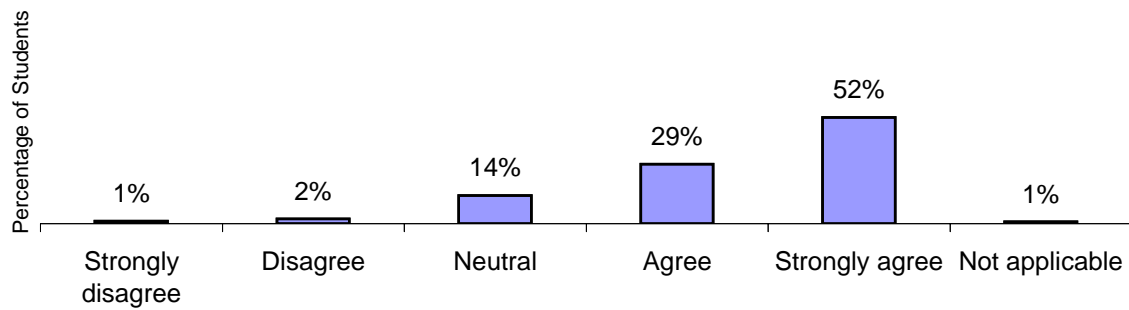
4. The oral communication assignments covered in this class related to the course content.



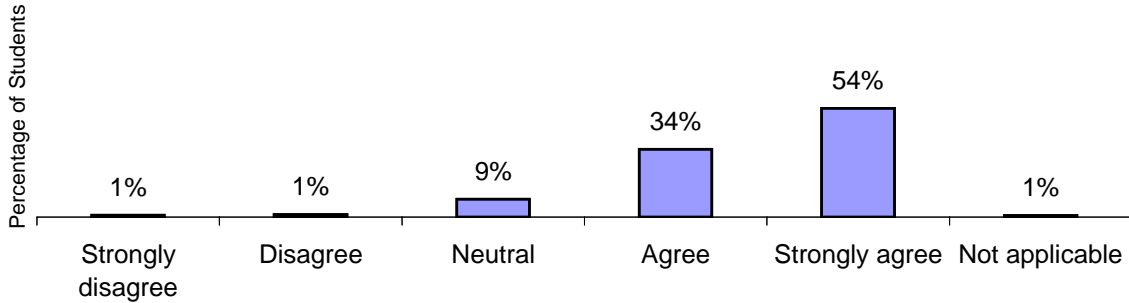
5. I felt comfortable participating in the oral communication activities required for this class.



6. The instructor provided sufficient oral communication training to prepare me for the oral communication assignments.



7. I feel more competent to meet the oral communication demands of my proposed profession/career.



8. I have improved my oral communication skills in the following areas:

