

# Oral Communication Focus

## Student Survey Results

Spring 2006

updated 6/16/2006

### Return Rate

**48%** 929 surveys returned; final O enrollment is 1,932 students

Courses that returned surveys	Number of surveys	Number of surveys
ACC 415	41	ILO 302 5
AMST 310	87	ILO 402 4
ANTH 345	18	ITE 317 14
ANTH 410	10	ITE 343 22
APDM 301	15	ITE 405D 51
APDM 460	6	JPN 318 11
BE 482	1	JPN 495C 9
BIOL 395	25	KLS 333 16
CEE 490	26	LING 412 10
CHEM 380	10	MET 412 10
ECON 430	13	NREM 494 16
EE 396	26	NURS 310 53
ENG 306	26	OCN 490 11
ENG 492	7	PHYS 485 3
ES 340	21	PLAN 310 10
ES 350	14	PSY 409 27
ES 455B	15	PSY 459 13
FIL 302	9	REL 310 20
GER 361	15	REL 348 36
GG 410	4	SOC 311 17
HON 495	9	SOC 453 15
HWST 496	7	SP 333 95
ICS 390	17	SPA 412 14
ICS 413	5	SPAN 304 13
ICS 491	3	THAI 415 3
ICS 499	1	

### No surveys returned

ANTH 410	IP 363	PACE 485
ANTH 427	IS 407	SAM 422
ARCH 341	ITE 329	SP 335
EE 496	ITE 390C	SP 481
ENG 375	JOUR 302	SPAN 303
FIL 402	JOUR 402	SPED 390
FRN 301	LING 441	THEA 323
FRN 311	PACE 315	THEA 475
FRN 321	PACE 345	TI 403
ILO 424		

### Class standing of students

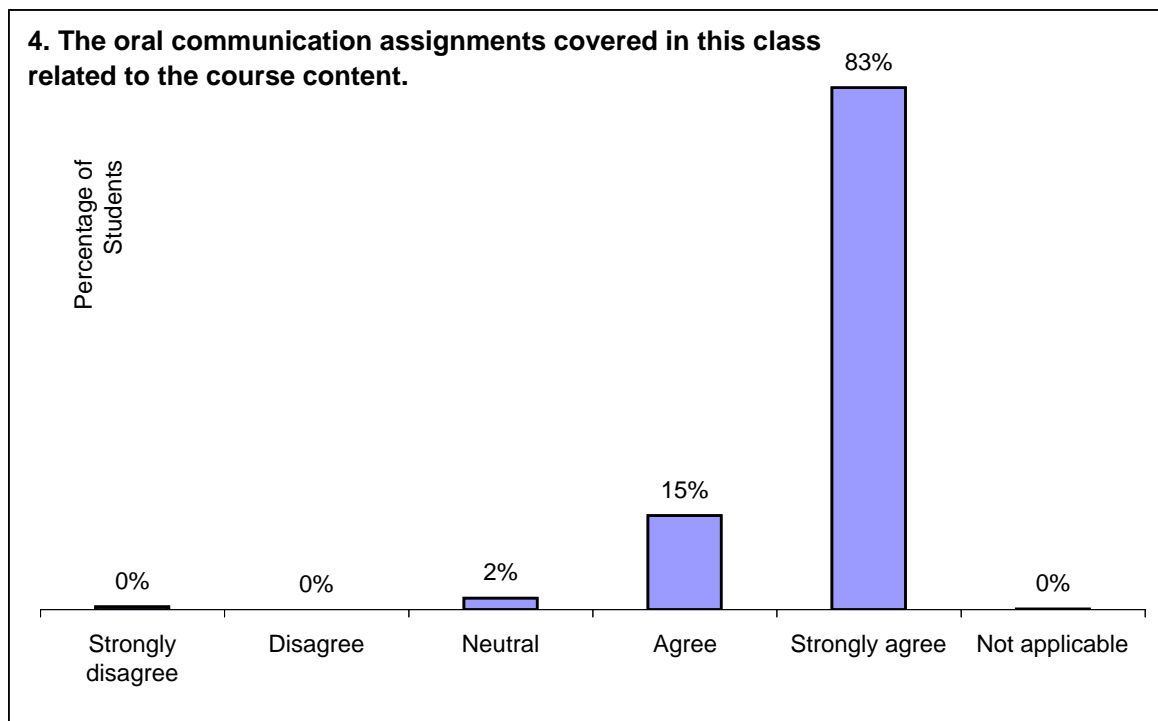
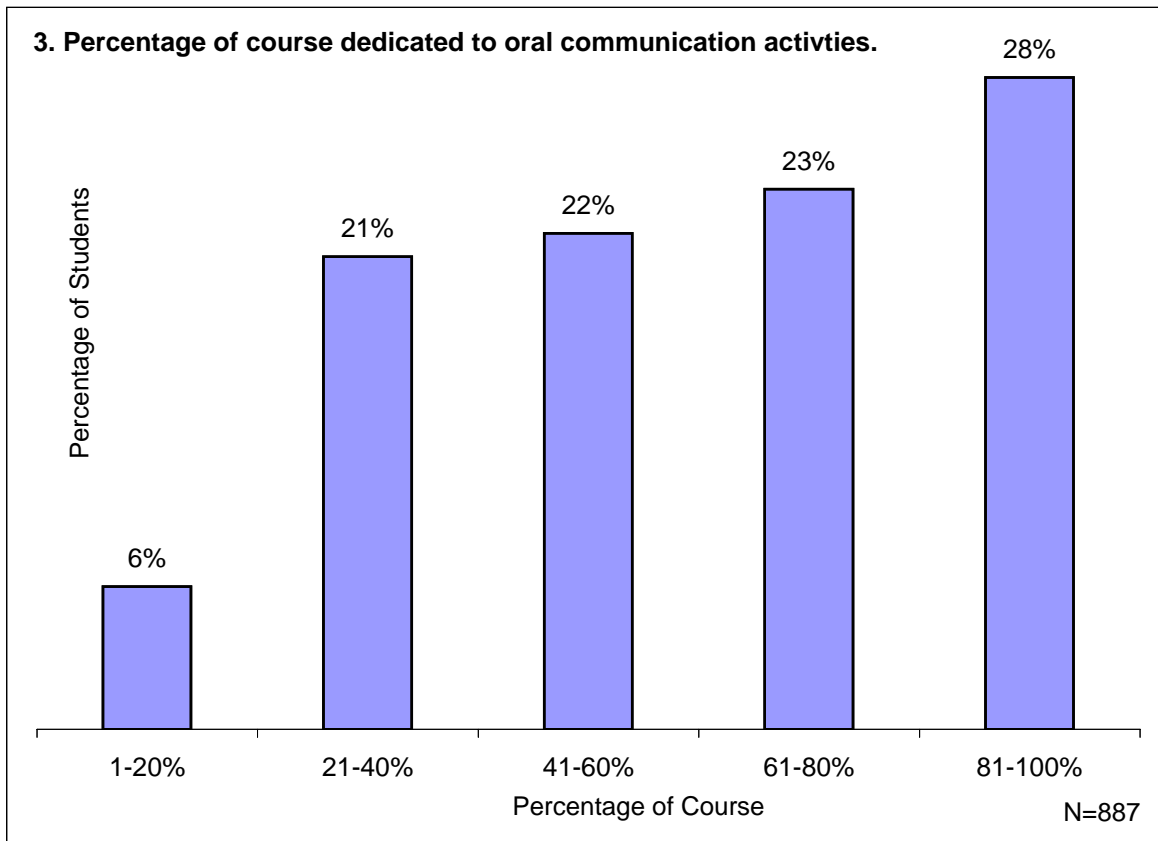
Freshmen	1%
Sophomore	9%
Junior	28%
Senior	54%
Grad	6%

## Declared or know their major

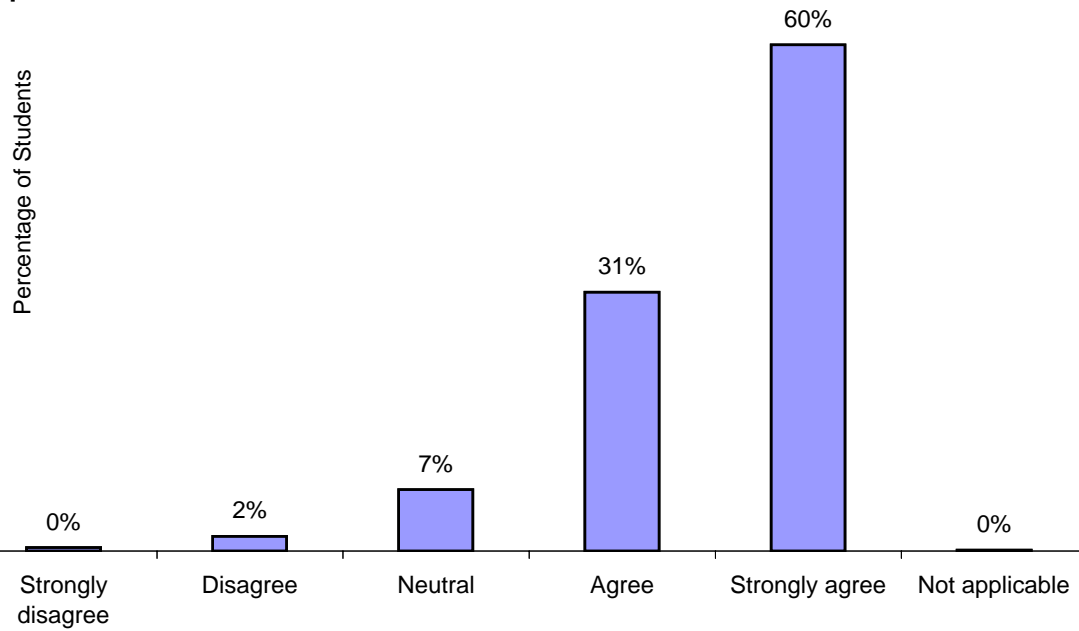
---

Yes	97%
No	2%

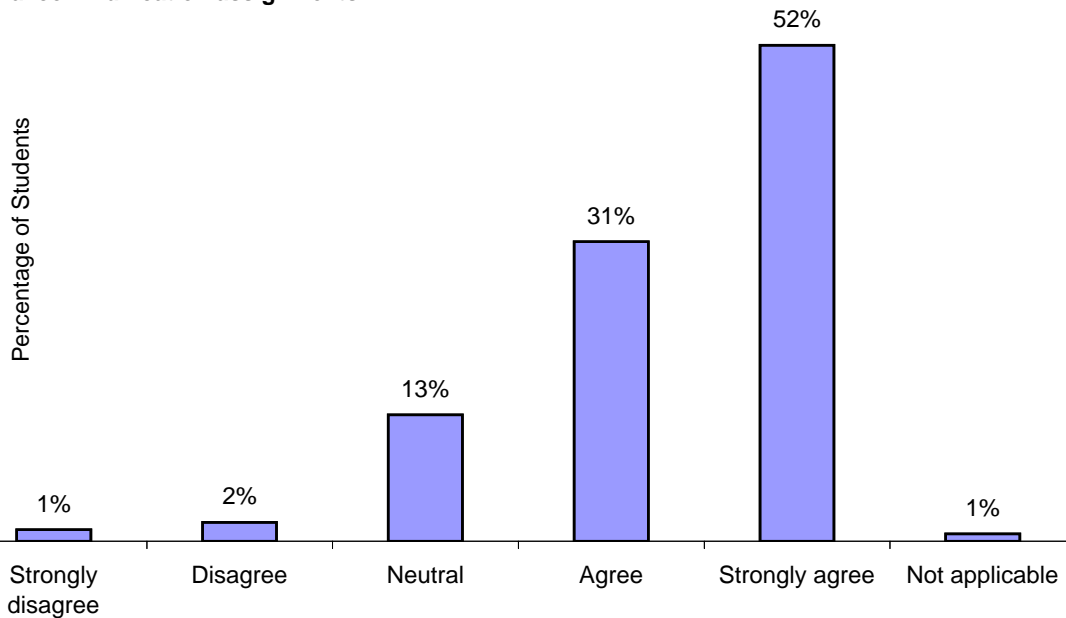
---



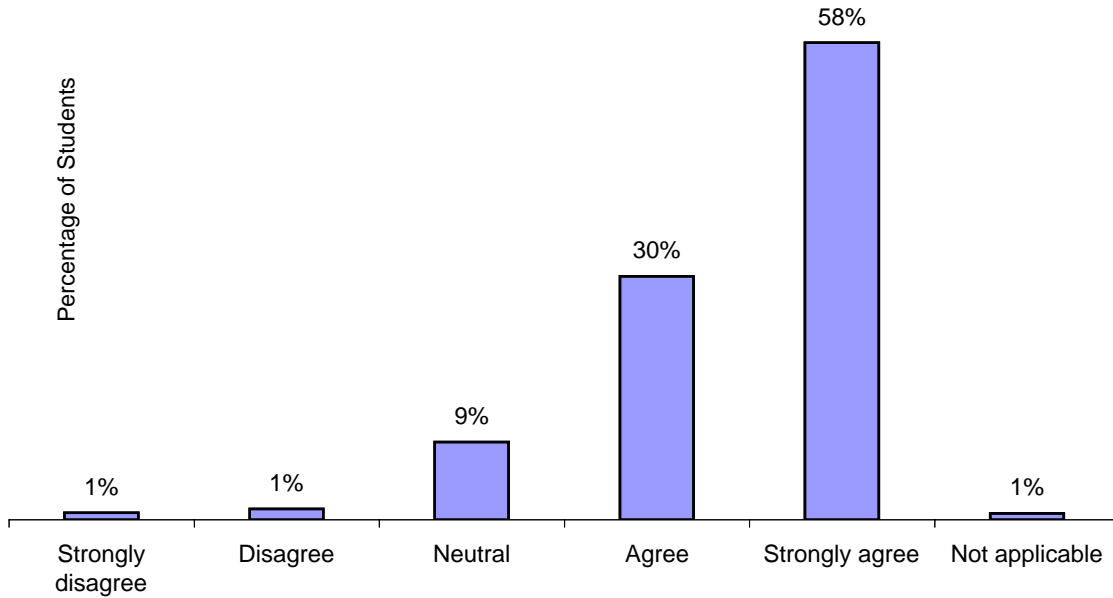
**5. I felt comfortable participating in the oral communication activities required for this class.**



**6. The instructor provided sufficient oral communication training to prepare me for the oral communication assignments.**



**7. I feel more competent to meet the oral communication demands of my personal profession/career.**



**8. I have improved my oral communication skills in the following areas (check all that apply).**

