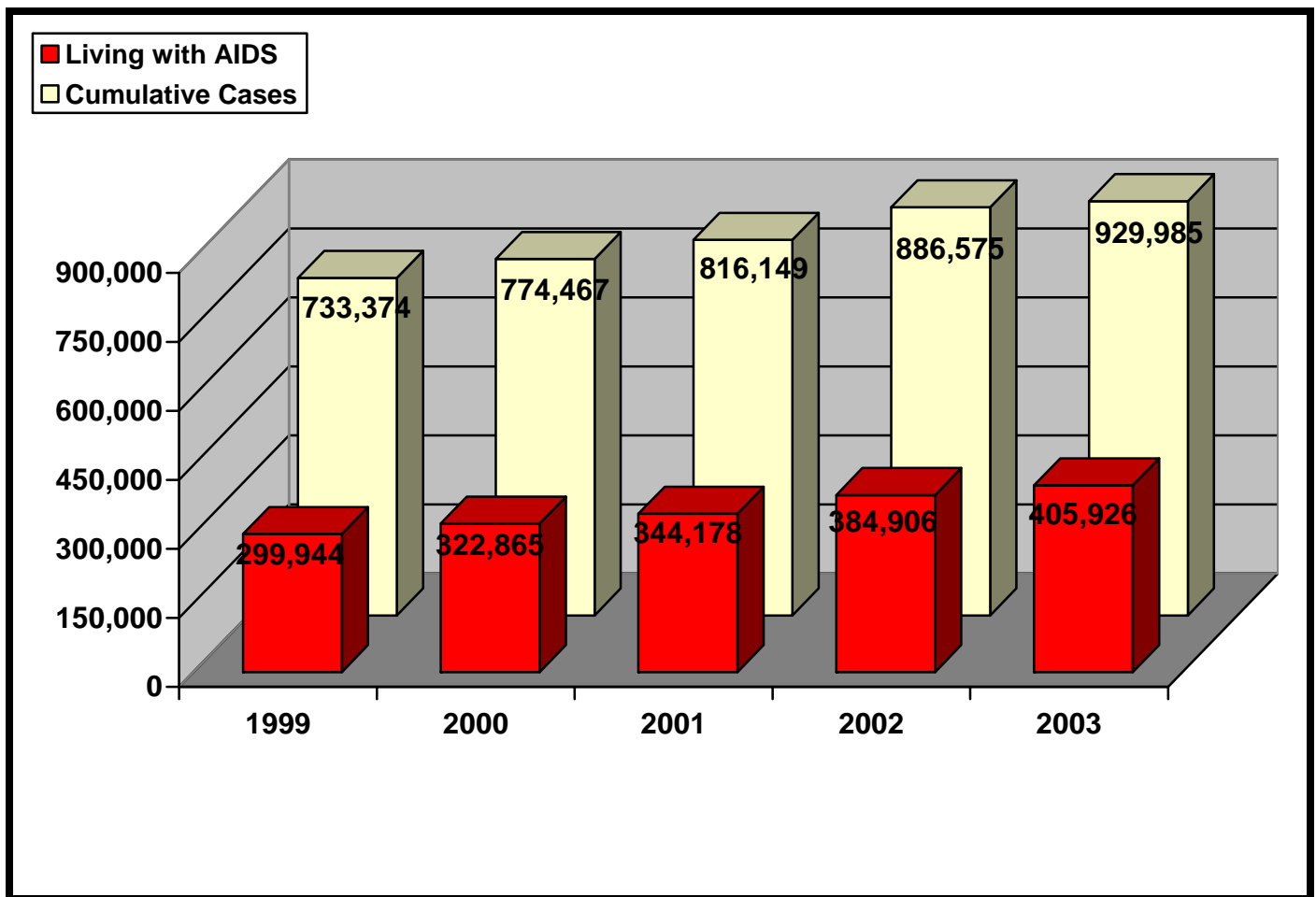


HIV/AIDS IN THE UNITED STATES

While the federal government's investment in treatment and research is helping people with HIV/AIDS live longer and more productive lives, HIV continues to spread at a staggering national rate of over 40,000 new infections per year. The following data represent the total reported AIDS cases in the United States through year-end 2003:

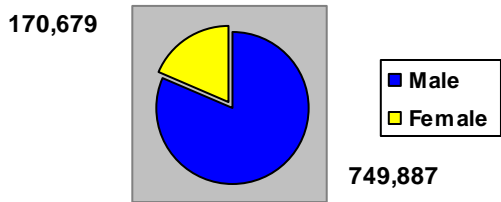
Total Reported AIDS Cases



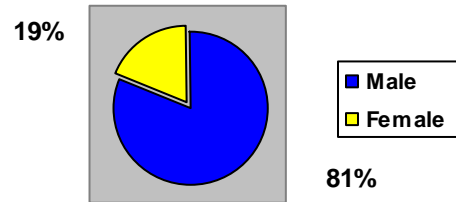
Demographic Trends

It is the position of AIDS Action that the current HIV/AIDS statistics represent only a portion of the epidemic in the U.S. The data below only captures the HIV cases that were confirmed through testing and reporting; thus, it does not reflect the demography and size of the HIV positive population that has not yet been tested or reported.

TOTAL REPORTED AIDS CASES BY GENDER, 2003



PERCENTAGE OF TOTAL AIDS CASES REPORTED BY GENDER, 2003



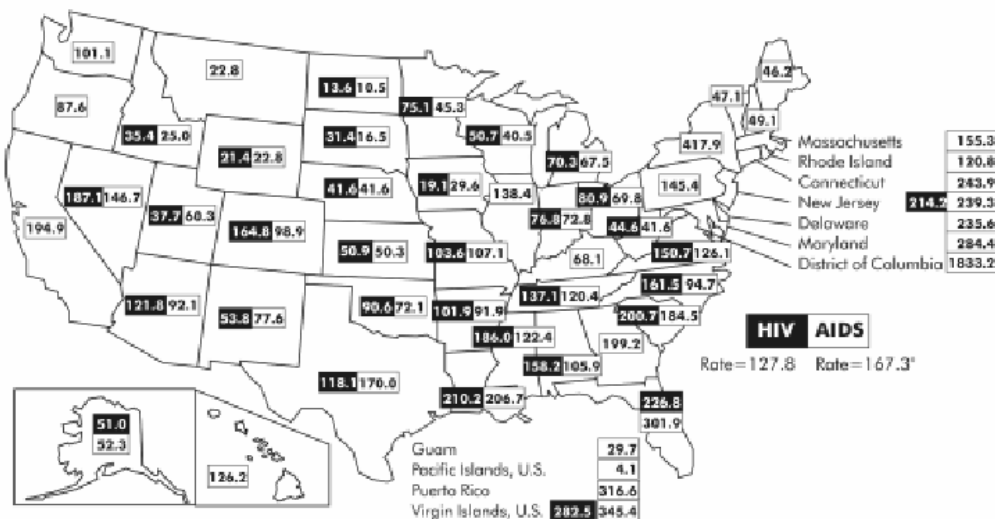
TOTAL REPORTED AIDS CASES BY RACE / ETHNICITY, 2003

White, Not Hispanic	376,834
Black, Not Hispanic	368,169
Hispanic	172,993
Asian/Pacific Islander	7,166
American Indian/Alaskan Native	3,026

PERCENTAGE OF TOTAL REPORTED AIDS CASES BY RACE / ETHNICITY, 2003ⁱⁱ

White, Not Hispanic	41 %
Black, Not Hispanic	40 %
Hispanic	19 %
Asian/Pacific Islander	<1 %
American Indian/Alaskan Native	<1 %

THE RATE OF HIV AND AIDS, PER 100,000, BY STATE, 2003ⁱⁱⁱ



TOTAL REPORTED AIDS CASES BY KEY STATES AND TERRITORIES, 2003^{iv}

State/Territory	Total Cases
New York	162,446
California	133,292
Florida	94,725
Texas	62,983
New Jersey	46,703
Illinois	30,139
Pennsylvania	29,988
Puerto Rico	28,301
Georgia	27,915
Maryland	26,918

FISCAL YEAR 2003 FUNDING FOR HIV/AIDS IN THE UNITED STATES

At-A-Glance

v

	Department	Agency	Amount
HIV Prevention	Health & Human Services	Centers for Disease Control & Prev.	\$320,142,357
Ryan White - Title I	Health & Human Services	Health Resources & Services Admin.	\$626,649,000
Ryan White - Title II	Health & Human Services	Health Resources & Services Admin.	\$1,066,940,000
Ryan White - Title III	Health & Human Services	Health Resources & Services Admin.	\$200,925,000
Ryan White - Title IV	Health & Human Services	Health Resources & Services Admin.	\$74,497,000
Ryan White - AETC	Health & Human Services	Health Resources & Services Admin.	\$35,550,000
Ryan White - Dental	Health & Human Services	Health Resources & Services Admin.	\$13,405,000
Ryan White - SPNS	Health & Human Services	Health Resources & Services Admin.	\$18,194,056
HOPWA	Housing & Urban Dev.	Office of HIV/AIDS Housing	\$285,464,628

Prevention

The Centers for Disease Control and Prevention provided the United States with \$320,142,357 for HIV prevention programs. These funds were allocated to state and local health departments and community-based organizations to finance counseling and testing programs, public information and health education/risk reduction activities, and monitoring/surveillance programs.^{vi}

Ryan White CARE Act

The Ryan White Comprehensive AIDS Resources Emergency (CARE) Act, enacted in 1990 and reauthorized in 2000, is the centerpiece of the federal government's efforts to improve the quality and availability of care for medically underserved individuals and families affected by HIV/AIDS. The CARE Act, administered by the HIV/AIDS Bureau of the Health Resources and Services Administration, provides funding to states, territories, and other public and private nonprofit entities to develop, organize, coordinate, and operate more effective and cost-efficient systems for the delivery of essential health care and support services to people living with HIV/AIDS and their families.

- **Title I – Eligible Metropolitan Areas (EMAs):** Title I provides funding to eligible metropolitan areas disproportionately affected by the HIV epidemic. The United States provided \$626,649,000 in Title I funding.^{vii}
 - EMAs: Atlanta, Austin, Baltimore, Bergen-Passaic, Boston, Caguas, Chicago, Cleveland, Dallas, Denver, Detroit, Dutchess, Ft. Lauderdale, Ft. Worth, Hartford, Houston, Jacksonville, Jersey City, Kansas City, Las Vegas, Los Angeles, Miami, Middlesex-Somerset-Hunterdon, Minneapolis, Nassau-Suffolk, New Haven, New Orleans, New York, Newark, Norfolk, Oakland, Orange County, Orlando, Philadelphia, Phoenix, Ponce, Portland, Riverside-San Bernardino, Sacramento, St. Louis, San Antonio, San Diego, San Francisco, San Jose, San Juan, Santa Rosa, Seattle, Tampa, Vineland-Millville-Bridgeton, Washington [D.C.], West Palm Beach.
- **Title II – States:** Title II helps state health departments improve the quality, availability, and organization of HIV health care and support services. This title also contains the AIDS Drug Assistance Program (ADAP), which provides medications to individuals with low income and supplemental grants for emerging communities, which are defined as cities reporting between 500 and 1,999 AIDS cases in the past five years. The United States provided \$1,020,738,000 in CARE Act Title II funds, which includes a proposed \$714,326,000 for ADAP and \$10,000,000 for emerging communities, as well as

\$6,954,000 to support educational and outreach services to help disproportionately impacted communities of color improve their participation in ADAP through the Minority AIDS Initiative.^{viii}

As of October 2004, the U.S. faced the following restrictions in ADAP services:

- **Capped enrollment:** Alabama, Alaska, Arkansas, Idaho, Indiana, Iowa, Kentucky, Montana, Nebraska, North Carolina, South Dakota, Utah, West Virginia, Wyoming
- **Reduced Formulary:** Arkansas, Hawaii, Missouri, New Hampshire, Utah, Washington
- **Annual Expenditure Cap:** Oklahoma, South Dakota
- **Imposed Cost-Sharing:** Arkansas, Minnesota, Washington
- **Reduced Eligibility:** New Hampshire, Utah, Washington

By the end of FY 2004, the U.S. anticipates facing new or additional restrictions in the following states:

- Hawaii, Louisiana, Massachusetts, Oregon, Wyoming^{ix}

- **Title III – Early Intervention Services and Planning:** Title III supports competitive grants to provide medical treatment and medical support services for people living with HIV including HIV testing, early intervention services, risk reduction counseling, case management, outreach, oral health, nutrition, and mental health services. Title III supports Early Intervention Services (EIS) grants that provide services for HIV positive individuals with low income who are uninsured or underinsured as well as grants for planning and capacity building to help rural or underserved communities develop high-quality HIV primary care. The United States provided \$200,925,000 in Title III funds.
- **Title IV – Women, Infants, Children, and Youth:** Title IV focuses on the operation and development of primary care systems and social services for women and youth, two groups that represent a growing share of the epidemic. The United States provided \$74,497,000 in Title IV funds.^x
- **Other CARE Act Funding Programs:**

AIDS Education and Training Centers (AETC) Program

AETCs provide training, consultation, and information to HIV health care providers through a network of 11 regional centers, each of which serves between two and ten states and/or territories; four national centers (the AETC National Resource Center, the National HIV/AIDS Clinicians' Consultation Center, the National Evaluation AETC, and the National Minority AETC); and over 130 local performance sites across all 50 states, the District of Columbia, and the U.S. territories.

Funding is allocated to each of the 15 national and regional centers, which then distribute resources to local performance sites in each state.

Total AETC Funding: \$35,550,000^{xi}

National AETCs:

National HIV/AIDS Clinicians' Consultation Center (NCCC)
Department of Family & Community Medicine
University of California, San Francisco
San Francisco General Hospital
995 Potrero Avenue, Building 80-83
San Francisco, CA 94110
Ronald H. Goldschmidt, MD, Director
Phone: 415-502-0866
Fax: 415-476-3454
Email: rgoldschmidt@nccc.ucsf.edu
Website: <http://www.ucsf.edu/hivcntr/>

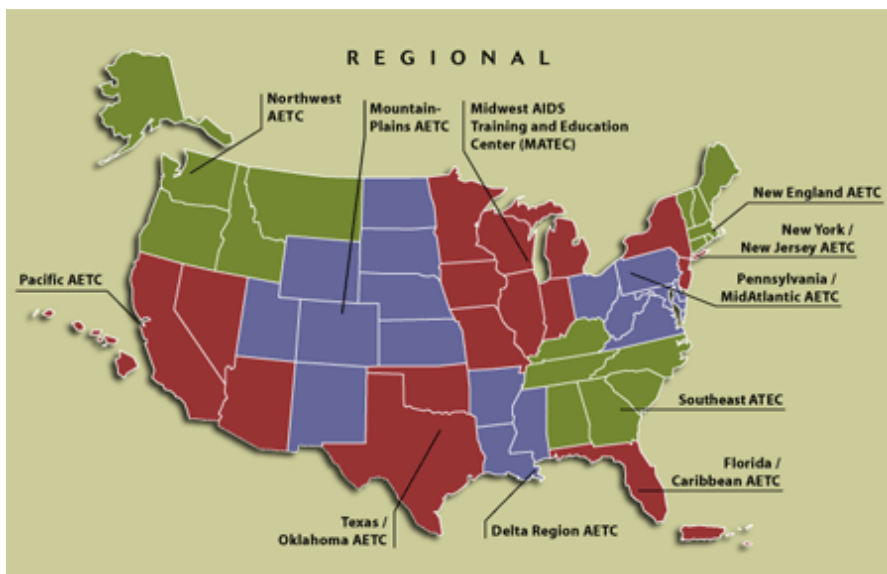
National Evaluation AETC
AIDS Policy Research Center
AIDS Research Institute
University of California, San Francisco
74 New Montgomery, Suite 600
San Francisco, CA 94105
Janet Myers, PhD, MPH, Principal Investigator
Phone: 415-597-8168
Fax: 415-597-9202
Email: jmyers@psg.ucsf.edu

National Minority AIDS Education & Training Center (NMAETC)
Howard University
2112 Georgia Avenue, NW, 1st Floor
Washington, DC 20059
John McNeil, MD, Principal Investigator
Phone: 202-865-3343
Fax: 202-865-3495
Email: jmneil@howard.edu
Website: <http://www.nmaetc.org>

Location of Regional AETCs: ^{xiii}

National Resource Center
François-Xavier Bagnoud Center
University of Medicine & Dentistry of New Jersey
30 Bergen Street, ADMC 4
Newark, NJ 07107
Linda S. Podhurst, PhD, Principal Investigator
Phone: 973-972-9243
Fax: 973-972-0399
Email: podhurli@umdnj.edu
Website: <http://www.aidsetc.org>

National Resource Center
University of California, San Francisco
Center for HIV Information
4150 Clement Street, #111V
San Francisco, CA 94121
Laurence Peiperl, MD, MS, Director
Phone: 415-379-5601
Fax: 415-379-5547
Email: info@chi.ucsf.edu
Website: <http://chi.ucsf.edu>^{xii}



Dental Reimbursement Program

The Ryan White Care Act Dental Reimbursement program provides reimbursement to dental schools, postdoctoral dental education programs, and dental hygiene programs for oral health care of individuals living with HIV.

Total Dental Reimbursement Funding: \$13,405,000^{xiv}

Special Projects of National Significance (SPNS)

SPNS is the research and development aspect of the Ryan White CARE Act. SPNS is responsible for assessing the effectiveness of certain care models, providing support for innovative models of HIV/AIDS service delivery and for assisting the replication of effective models across the nation.

Total SPNS Funding: \$18,914,056^{xv}

Housing Opportunities for Persons with AIDS

The Housing Opportunities for Persons with AIDS program (HOPWA) provides housing assistance and related supportive services for HIV positive persons with low income and their families. Ninety percent of funding is provided through “formula grants” to qualified states with the largest number of AIDS cases, and the remaining ten percent is provided on a competitive basis through three grant programs: Special Projects of National Significance (SPNS), projects that address permanent housing and service challenges for persons with HIV and their families, and technical assistance projects.

The Department of Housing and Urban Development (HUD) provided the United States with \$259,304,000 in formula grants under the HOPWA program in 2003.^{xvi} The United States also provided \$9,809,626 nationwide in SPNS funding, and \$14,851,002 in permanent supportive housing renewal grants.^{xvii} HUD provided \$1,500,000 in technical assistance funding.^{xviii}

HOPWA Grant Type	Funding Amount
Formula	\$259,304,000
Competitive- SPNS	\$9,809,626
Competitive- Permanent Housing	\$14,851,002
Community - Technical Assistance	\$1,500,000

Serostatus Reporting

States require that cases of AIDS be reported to local and state health departments, and since 2004, all states require that cases of HIV infection be reported as well. The data below include the number of persons reported with HIV infection who do *not* have an AIDS diagnosis. Each state can use one of three forms of HIV reporting: name-based, code-based, or name-to-code-based. In name-based reporting, the individual who tests positive is identified by name. In code-based reporting, unique identifier codes are used in place of names. In name-to-code-based reporting, HIV cases are initially identified by name and are later switched to code. The CDC only accepts data for its surveillance reports from states that use name-based reporting for HIV, currently only 33 states and U.S. territories.

- Estimated number of adults living with HIV infection through December 2003: 172,952
- Estimated number of children < 13 years old living with HIV infection through December 2003: 1,687^{xix}

Beth Scalco

Chairperson, National Alliance of State and Territorial AIDS Directors

Administrative Director, HIV/AIDS Program

Louisiana Office of Public Health

234 Loyola Avenue, 5th Floor

New Orleans, LA 70112

Phone: (504) 568-7474

Fax: (504) 568-8393

E-mail: bscalco@dhhmail.dhh.state.la.us^{xx}

ⁱ 1999-2003 data: Centers for Disease Control & Prevention Division of HIV/AIDS Prevention. *HIV/AIDS Surveillance Report*. Volumes 11-15, Tables 1 and 2 (1998-2001), Tables 11 and 14 (2002), Tables 3 and 11 (2003).

<http://www.cdc.gov/hiv/stats/hasrlink.HTM>. (Retrieved June 2003).

ⁱⁱ Centers for Disease Control & Prevention Division of HIV/AIDS Prevention. *HIV/AIDS Surveillance Report*. Volume 15, Table 3.

<http://www.cdc.gov/hiv/stats/2003SurveillanceReport.pdf>. (Retrieved November 2004).

ⁱⁱⁱ Centers for Disease Control & Prevention Division of HIV/AIDS Prevention. *HIV/AIDS Surveillance Report*. Volume 15, Map.

<http://www.cdc.gov/hiv/stats/2003SurveillanceReport.pdf>. (Retrieved November 2004).

^{iv} Centers for Disease Control & Prevention Division of HIV/AIDS Prevention. *HIV/AIDS Surveillance Report*. Volume 15, Table 14. <http://www.cdc.gov/hiv/stats/2003SurveillanceReport.pdf>. (Retrieved November 2004).

^v Health Resources and Services Administration. *Ryan White CARE Act Funding History*. 2004.

<ftp://ftp.hrsa.gov/hab/fundinghis03.xls>. (Retrieved June 2004).

^{vi} National Alliance of State and Territorial AIDS Directors. *CDC HIV Prevention Funding for State and Local Health Departments*. 2004. <http://www.nastad.org/PublicPolicyResources/PrevHistFund.xls>. (Retrieved June 2004).

^{vii} Health Resources and Services Administration. *Ryan White CARE Act Funding History*. 2004.

<ftp://ftp.hrsa.gov/hab/fundinghis03.xls>. (Retrieved June 2004); Health Research and Services Administration. *Title I – Grants to Eligible Metropolitan Areas*. 2004. <http://hab.hrsa.gov/programs/factsheets/title1fact.htm>. (Retrieved June 2004).

^{viii} Health Resources and Services Administration. *Ryan White CARE Act Title II Fiscal Year 2003 Grant Awards*. April 10, 2003.

<http://www.hhs.gov/news/press/2003pres/20030410.html>. (Retrieved June 2004); Health Resources and Services Administration. *HHS Awards \$45.7 Million in Grants to Plan and Care for Americans with HIV/AIDS*. July 31, 2003. (Retrieved June 2004)

^{ix} The National Alliance of State and Territorial AIDS Directors. *The ADAP Watch*. October 6, 2004. www.nastad.org. (Retrieved October 2004).

^x Health Research and Services Administration. *Ryan White CARE Act Funding History*. 2004.

<ftp://ftp.hrsa.gov/hab/fundinghis03.xls>. (Retrieved June 2004).

^{xi} Ibid.

^{xii} AETC National Resource Center. *AETCs Services and Contacts*. 2004. <http://www.aidsetc.org/aidsetc?page=ab-00-00>.

(Retrieved June 2004).

^{xiii} Ibid.

^{xiv} Health Research and Services Administration. *Ryan White CARE Act Funding History*. 2004.

<ftp://ftp.hrsa.gov/hab/fundinghis03.xls>. (Retrieved June 2004).

^{xv} Tinsley, Melinda J. Health Resources and Services Administration HIV/AIDS Bureau. Special Data report per AIDS Action request, Received October 5, 2004.

^{xvi} 2003 HOPWA formula allocations. Housing Opportunities for People Living with AIDS. Department of Housing and Urban Development (Website). <http://www.hud.gov/utilities/intercept.cfm?offices/cpd/aidshousing/programs/formula/grants/2003.pdf>. (Retrieved June 2004).

^{xvii} Department of Housing and Urban Development. *FY 2003 HOPWA Competitive Awards*.

<http://www.hud.gov/offices/cpd/aidshousing/programs/competitive/grants/fy03/index.cfm>. (Retrieved June 2004).

^{xviii} Ibid.

^{xix} Centers for Disease Control & Prevention Division of HIV/AIDS Prevention. *HIV/AIDS Surveillance Report* Volume 15, Table 12.

<http://www.cdc.gov/hiv/stats/2003SurveillanceReport.pdf>. (Retrieved November 2004).

^{xx} National Alliance of State and Territorial AIDS Directors. *Membership*. <http://www.nastad.org/pdf/NASTADMembers.pdf>. (Retrieved June 2004).