



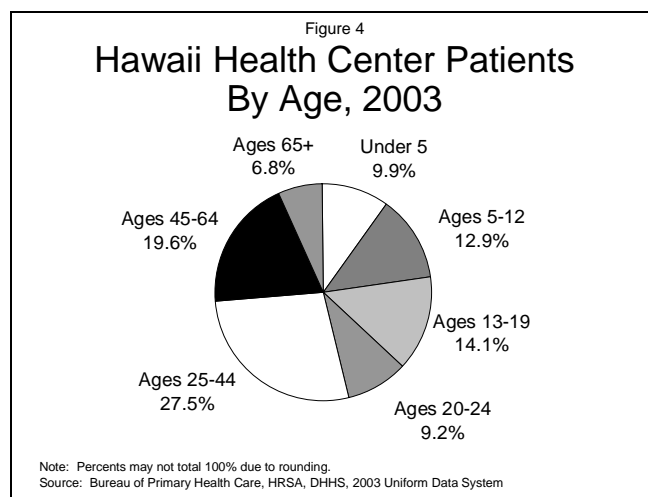
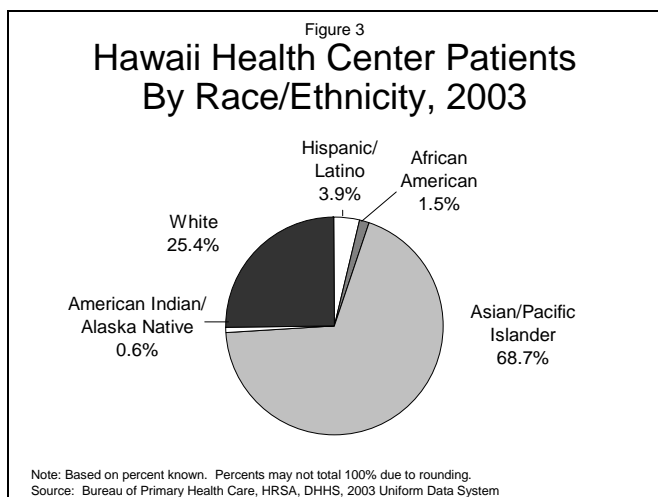
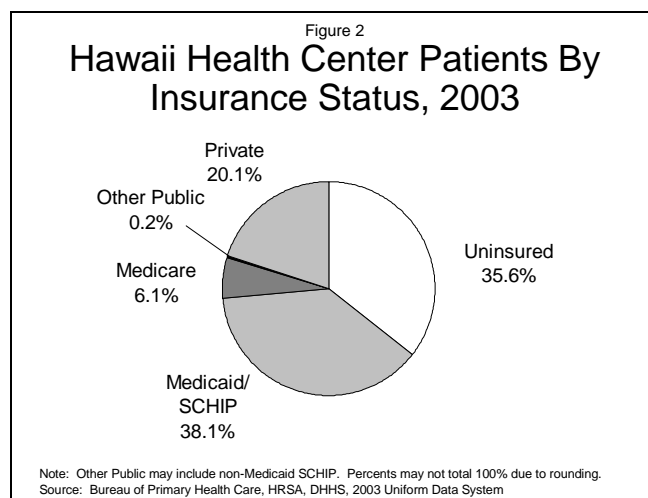
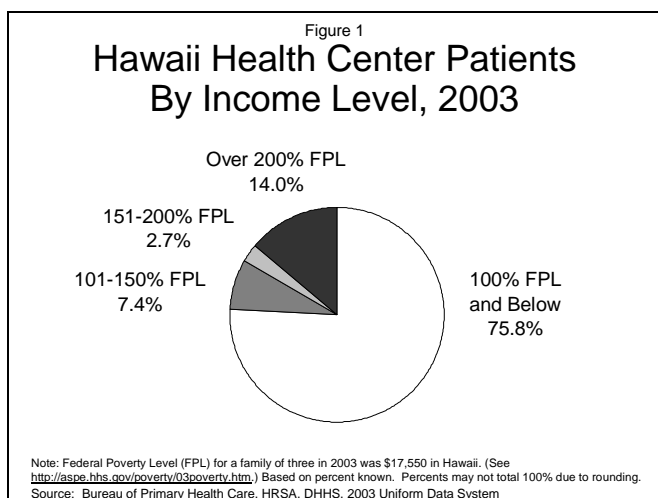
National Association of
Community Health Centers, Inc.

10 Grantees (6 of which are Rural)
52 Service Delivery Sites
75,218 Total Patients

What are Health Centers?

Health centers are **local, non-profit, community-owned health care providers** serving low-income and medically underserved communities. For 40 years, health centers have provided **high-quality, affordable primary care and preventive services to the nation's most vulnerable populations** – people who even if insured would nonetheless remain isolated from traditional forms of medical care because of where they live, who they are, the language they speak, and their higher levels of complex health care needs. Health centers **improve access** to care for millions of Americans regardless of their insurance status or ability to pay. They offer services that many other providers do not, such as transportation, translation, and culturally sensitive health care that can overcome common barriers. Their costs of care rank among the lowest, and they reduce the need for more expensive hospital in-patient and specialty care, producing significant savings for taxpayers.

In 2003, federally-funded health centers were the family doctor and medical home for 75,218 individuals in the state of **Hawaii**.



Hawaii, 2003

Health Center Staff and Related Patient Visits

	<u>FTE</u>	<u>Patient Visits</u>
Primary Care Physicians	47.1	151,179
Other Physicians*	18.1	31,158
NPs/PAs/CNMs	32.0	68,711
Nurses	38.8	2,038
Dentists	14.7	23,515
Dental Hygienists	2.7	2,360
Mental Health & Substance Abuse Specialists	27.7	21,242
Total Enabling Services [#]	143.1	61,612
Total[†]	804.6	372,272

* Includes psychiatrists and other specialist physicians.

[#] Includes health educators, case managers, translators, transportation, eligibility workers, etc. Does not include workers for other social services, such as WIC, Head Start, housing assistance, food banks, and employment counselors.

[†] Not all staff types are included in this table. Hence, total FTE and total patient visits are greater than the sum of all types listed above.

Patient Visits and Patients by Selected Primary Diagnoses and Services

	<u>Patient Visits</u>	<u>Patients</u>
<i>Medical Conditions</i>		
Asthma	5,951	3,363
Diabetes mellitus	13,860	3,582
Hypertension	11,106	4,538
Heart disease (selected)	4,542	1,460
Mental health & substance abuse	41,914	6,651
<i>Preventive Services</i>		
Health supervision ages 0-11*	11,553	6,522
Selected immunizations [#]	8,249	6,011
Pap smear	7,765	7,541
Mammogram	1,162	1,117
HIV test	1,116	1,072

* Well child visits.

[#] Includes DPT, MMR, oral polio vaccine, influenza, hepatitis B, HIB.

Percent of Health Centers Providing Select Services Onsite*

<i>Professional Services</i>	
General Primary Medical Care	100%
Prenatal Care	70%
Preventive Dental Care	70%
Mental Health Treatment/Counseling	90%
Substance Abuse Treatment/Counseling	80%
Hearing Screening	80%
Vision Screening	70%
Pharmacy	10%
<i>Preventive Services</i>	
Pap Smear	100%
Smoking Cessation Program	60%
HIV testing and counseling	70%
Glycosylated hemoglobin measurement, diabetes	80%
Blood pressure monitoring	100%
Blood cholesterol screening	80%
Weight reduction program	80%
<i>Enabling Services</i>	
Outreach	100%
Case Management	100%
Eligibility Assistance	100%
Health Education	100%
Interpretation/Translation Services	80%
Transportation	80%
Outstationed Eligibility Workers	90%

* "Onsite" includes services rendered by salaried employees, contracted providers, National Health Service Corps Staff, volunteers and others such as out-stationed eligibility workers who render services in the health center's name. Health centers may also provide services through formal referral arrangements.

Health Center Costs of Care

<i>Average Cost per Patient</i>	
Medical Costs per Medical Patient	\$554
Dental Costs per Dental Patient	\$403
Total Cost per Total Patient*	\$787
<i>Average Cost per Patient Visit</i>	
Medical Cost per Medical Patient Visit	\$141
Dental Costs per Dental Patient Visit	\$175
Pharmacy Costs per Medical Patient Visit	\$12
Lab & X-ray Cost per Medical Patient Visit	\$10

* Includes the total cost of all services over total users.

Note: This fact sheet includes data from Federally-Qualified Health Centers (FQHCs) who meet federal health center grant requirements and are required to report administrative, clinical and other information to the federal Bureau of Primary Health Care. Only FQHCs receiving federal health center grants report data, and therefore this fact sheet does not include data from a category of FQHCs that do not receive these funds, known as FQHC Look-Alikes. Data reflected in this fact sheet may consequently underreport the volume of health care delivered by health centers. There are approximately 100 FQHC Look-Alikes across the United States.

For more information, email research@nachc.com or visit www.hawaiiipca.net.

Source: NACHC, 2004. Based on Bureau of Primary Health Care, HRSA, DHHS, 2003 Uniform Data System. State statistics can be found at www.bphc.hrsa.gov/uds/data.htm.