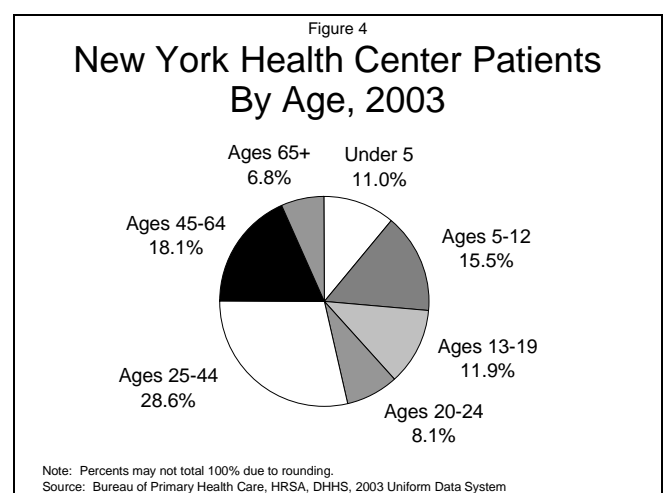
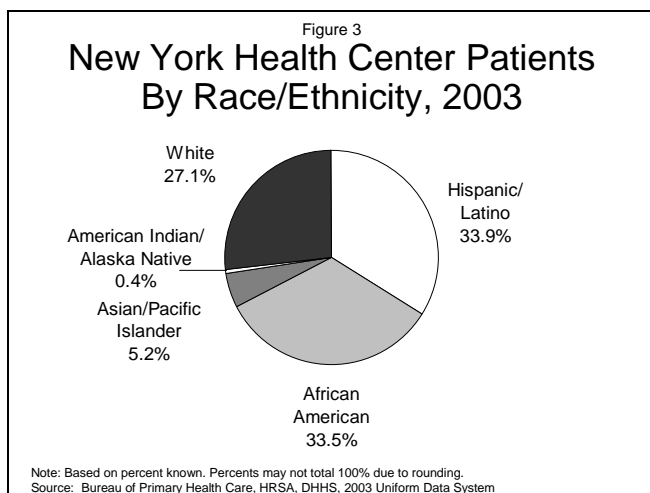
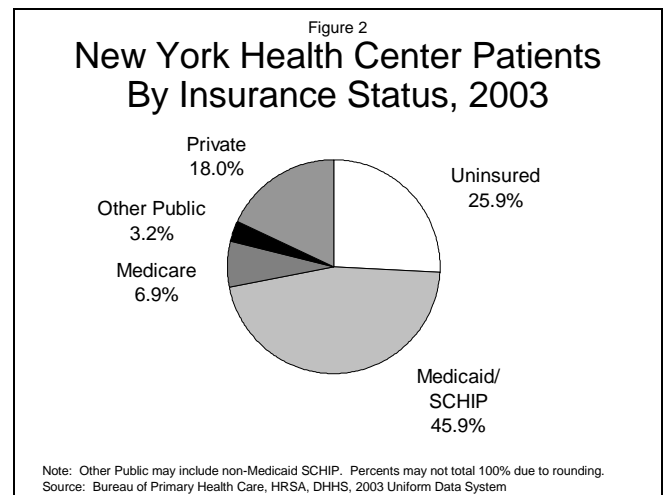
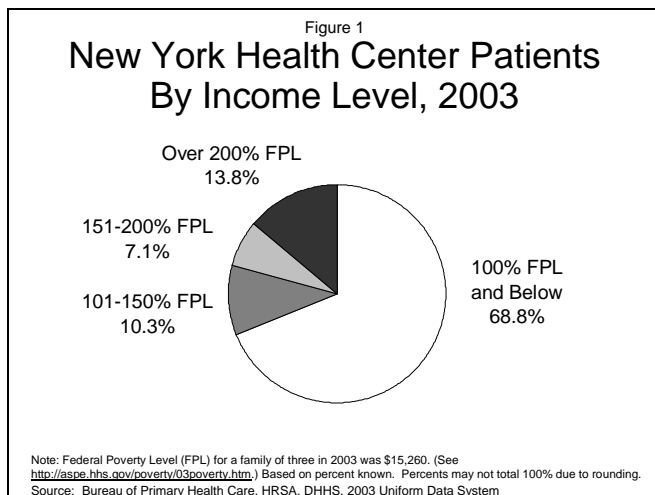




What are Health Centers?

Health centers are **local, non-profit, community-owned health care providers** serving low-income and medically underserved communities. For 40 years, health centers have provided **high-quality, affordable primary care and preventive services to the nation's most vulnerable populations** – people who even if insured would nonetheless remain isolated from traditional forms of medical care because of where they live, who they are, the language they speak, and their higher levels of complex health care needs. Health centers **improve access** to care for millions of Americans regardless of their insurance status or ability to pay. They offer services that many other providers do not, such as transportation, translation, and culturally sensitive health care that can overcome common barriers. Their costs of care rank among the lowest, and they reduce the need for more expensive hospital in-patient and specialty care, producing significant savings for taxpayers.

In 2003, federally-funded health centers were the family doctor and medical home for 1,005,290 individuals in the state of **New York**.



New York, 2003

Health Center Staff and Related Patient Visits

	<u>FTE</u>	<u>Patient Visits</u>
Primary Care Physicians	583.8	2,224,962
Other Physicians*	80.2	362,313
NPs/PAs/CNMs	309.9	797,734
Nurses	626.7	251,790
Dentists	136.4	358,381
Dental Hygienists	49.8	88,915
Mental Health & Substance Abuse Specialists	222.1	359,602
Total Enabling Services [#]	751.5	317,387
Total[†]	6659.4	4,999,405

* Includes psychiatrists and other specialist physicians.

[#] Includes health educators, case managers, translators, transportation, eligibility workers, etc. Does not include workers for other social services, such as WIC, Head Start, housing assistance, food banks, and employment counselors.

[†] Not all staff types are included in this table. Hence, total FTE and total patient visits are greater than the sum of all types listed above.

Patient Visits and Patients by Selected Primary Diagnoses and Services

	<u>Patient Visits</u>	<u>Patients</u>
<i>Medical Conditions</i>		
Asthma	91,816	45,842
Diabetes mellitus	149,672	48,251
Hypertension	189,026	72,195
Heart disease (selected)	35,223	16,384
Mental health & substance abuse	331,253	67,195
<i>Preventive Services</i>		
Health supervision ages 0-11*	283,212	152,046
Selected immunizations [#]	191,567	142,600
Pap smear	136,182	111,675
Mammogram	25,023	20,069
HIV test	62,856	45,326

* Well child visits.

[#] Includes DPT, MMR, oral polio vaccine, influenza, hepatitis B, HIB.

Percent of Health Centers Providing Select Services Onsite*

<i>Professional Services</i>	
General Primary Medical Care	100%
Prenatal Care	78%
Preventive Dental Care	90%
Mental Health Treatment/Counseling	88%
Substance Abuse Treatment/Counseling	49%
Hearing Screening	88%
Vision Screening	94%
Pharmacy	10%
<i>Preventive Services</i>	
Pap Smear	88%
Smoking Cessation Program	61%
HIV testing and counseling	94%
Glycosylated hemoglobin measurement, diabetes	76%
Blood pressure monitoring	100%
Blood cholesterol screening	82%
Weight reduction program	76%
<i>Enabling Services</i>	
Outreach	94%
Case Management	92%
Eligibility Assistance	94%
Health Education	98%
Interpretation/Translation Services	92%
Transportation	67%
Outstationed Eligibility Workers	49%

* "Onsite" includes services rendered by salaried employees, contracted providers, National Health Service Corps Staff, volunteers and others such as out-stationed eligibility workers who render services in the health center's name. Health centers may also provide services through formal referral arrangements.

Health Center Costs of Care

<i>Average Cost per Patient</i>	<u>Cost</u>
Medical Costs per Medical Patient	\$412
Dental Costs per Dental Patient	\$296
Total Cost per Total Patient*	\$554

<i>Average Cost per Patient Visit</i>	<u>Cost</u>
Medical Cost per Medical Patient Visit	\$111
Dental Costs per Dental Patient Visit	\$112
Pharmacy Costs per Medical Patient Visit	\$3
Lab & X-ray Cost per Medical Patient Visit	\$8

* Includes the total cost of all services over total users.

Note: This fact sheet includes data from Federally-Qualified Health Centers (FQHCs) who meet federal health center grant requirements and are required to report administrative, clinical and other information to the federal Bureau of Primary Health Care. Only FQHCs receiving federal health center grants report data, and therefore this fact sheet does not include data from a category of FQHCs that do not receive these funds, known as FQHC Look-Alikes. Data reflected in this fact sheet may consequently underreport the volume of health care delivered by health centers. There are approximately 100 FQHC Look-Alikes across the United States.

For more information, email research@nachc.com or visit www.chcanys.org.

Source: NACHC, 2004. Based on Bureau of Primary Health Care, HRSA, DHHS, 2003 Uniform Data System. State statistics can be found at www.bphc.hrsa.gov/uds/data.htm.