

# 2

## Section I

# Overview of the Ryan White CARE Act




## CHAPTER SUMMARY

---

**T**his chapter outlines the Ryan White Comprehensive AIDS Resources Emergency (CARE) Act, authorized in 1990, amended in 1996 and again in 2000. The chapter describes each Title and highlights the Health Resources and Services Administration's (HRSA) HIV/AIDS Bureau's (HAB) AIDS Drug Assistance Program (ADAP) as a component of Title II. Three attachments provide State-by-State funding levels:

- Attachment A: Ryan White CARE Act Title II Grant Awards: FY 1991 - FY 1996
- Attachment B: Ryan White CARE Act Title II Grant Awards: FY 1997 - FY 1999
- Attachment C: Ryan White CARE Act Title II Grant Awards: FY 2000 - FY 2002



## OVERVIEW OF THE RYAN WHITE CARE ACT

### Introduction

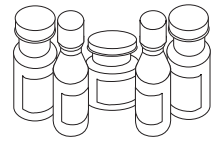
---

On August 18, 1990, Congress enacted Public Law 101-381, The Ryan White Comprehensive AIDS Resources Emergency (CARE) Act. This legislation was reauthorized in May 1996 as Public Law 104-146, the Ryan White CARE Act Amendments of 1996 and reauthorized again in October 2000 as Public Law 106-345, the Ryan White CARE Act Amendments of 2000. The CARE Act represents the largest dollar investment made to date by the Federal government specifically for the provision of services for people living with HIV/AIDS disease (PLWH/A).

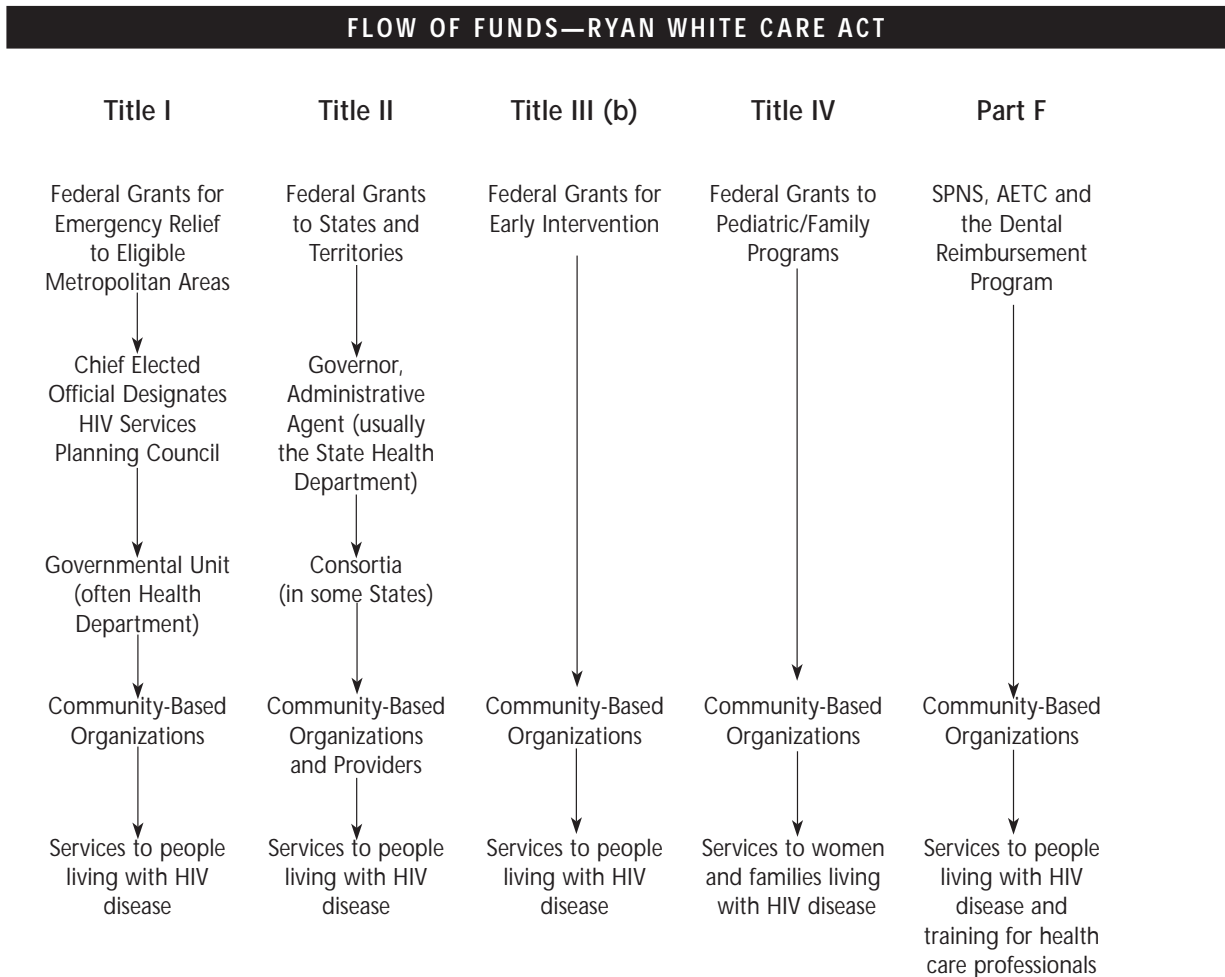
The CARE Act is intended to help communities and States increase the availability of primary health care and support services, in order to increase access to care for underserved populations, reduce utilization of more costly inpatient care, and improve the quality of life of those affected by the epidemic. Briefly, the Act directs assistance through the following channels:

- Title I: Eligible Metropolitan Areas (EMAs) with the largest numbers of reported cases of AIDS, to meet the service needs of people living with HIV disease.
- Title II: All States, the District of Columbia, Puerto Rico, and eligible U.S. Territories to improve the quality, availability, and organization of health care and support services for individuals living with HIV disease and their families. The range of Title II services includes home- and community-based health care and support services, health insurance continuation services, AIDS Drug Assistance Programs (ADAPs), and needs assessment and organization of HIV service delivery by local consortia. The CARE Act Amendments of 2000 added funding for Emerging Communities, and the Minority AIDS Initiative.
- Title III: Public and private nonprofit entities to support outpatient early intervention HIV services for PLWH/A and to provide funds for planning, development, and capacity building to enhance or expand their capability to provide HIV primary care services.
- Title IV: Public and private nonprofit entities for projects to coordinate services to and provide enhanced access to research for children, youth, women, and families with HIV/AIDS.
- Part F: Special Projects of National Significance (SPNS) to support the development of innovative models of HIV/AIDS care that are designed to be replicable and have a strong evaluation component; AIDS Education and Training Centers (AETCs) to conduct education and training for health care providers; and the HIV/AIDS Dental Reimbursement Program to assist accredited dental schools and post-doctoral dental programs with uncompensated costs incurred in providing oral health treatment to HIV-positive patients.

The Health Resources and Services Administration's HIV/AIDS Bureau (HAB) has lead responsibility for the implementation of the CARE Act. Within HAB, the Division of Service Systems (DSS) administers Titles I, II, and the ADAP. The Division of Community-Based Programs (DCBP) administers Titles III and IV, and the HIV/AIDS Dental Reimbursement Program. The Division of Training and Technical Assistance (DTTA) administers the AETC Program and technical assistance (TA) activities for the HIV/AIDS Bureau. The Bureau's Office of Science and Epidemiology (OSE) administers the SPNS Program and manages evaluation studies and data collection/analysis (e.g., the CARE Act Data Report [CADR]).




The chart below illustrates how the flow of CARE Act funds varies by Title:



The AIDS epidemic has caused tremendous human suffering and great loss. It has also produced many innovative and practical approaches to the management of HIV services and the delivery of care to PLWH/A. CARE Act funds have enabled many of these responses to be initiated and sustained. CARE Act programs provide for local control of planning and service delivery. Community-based planning bodies foster substantive involvement of PLWH/A in the planning of care delivery systems.

CARE Act programs have grown significantly since 1990. In Fiscal Year (FY) 1991, the first year of CARE Act funding, 16 of the largest metropolitan areas in the United States received a total of \$86 million in Title I funding. By FY 2001, the tenth year of Ryan White CARE Act legislation, a total of 51 metropolitan areas received \$604 million. Grants to States and Territories under Title II have increased from \$77.5 million in FY 1991 to \$911 million in FY 2001. This increase includes \$589 million earmarked set-aside for the AIDS Drug Assistance Program, \$11 million for Emerging Communities, and \$7 million for the Minority AIDS Initiative. In FY 2001, Title III received \$186 million and Title IV, \$65 million in funding.



## Overview of the Title II Program

All States, the Commonwealth of Puerto Rico, the District of Columbia, and U.S. Territories are eligible to receive Title II grants. Title II grants are awarded to the State agency designated by the governor to administer Title II, usually the Health Department. These grants are awarded on a formula basis to provide health care and support services for PLWH/A. Title II of the CARE Act also requires the establishment of an ADAP. Section 2616 of the statute stipulates:

*A State shall use a portion of the amounts provided to establish a program... to provide therapeutics to treat HIV disease or prevent serious deterioration of health arising from HIV disease in eligible individuals, including measures for the prevention and treatment of opportunistic infections.*

To fulfill this obligation, States receive Federal funds earmarked specifically to support ADAPs. These drug assistance programs provide medications to low-income individuals with HIV disease who have limited or no coverage from private insurance or Medicaid.

For more information about ADAPs and their administration, please see Section II, Chapter 1 of this manual.

Title II funds may be used to support a wide range of other services, including home- and community-based health care and support services; health insurance programs; pharmaceutical treatments through ADAP; and local consortia that assess needs and organize and deliver HIV services in consultation with service providers, and health and support services provided directly by the State. States can use a variety of service delivery mechanisms. Some States provide services directly, while others subcontract with local Title II HIV care consortia. A consortium is an association of public and nonprofit health care and support service providers and community-based organizations that plan, develop, and deliver services for PLWH/A.


For further description of consortia, see Section V, Chapter 2 and Section VII in the *Title II Manual*.

A consortium must submit an application to the State assuring that it has done the following:

- conducted a needs assessment;
- developed a plan to meet identified needs;
- promoted coordination and integration of community resources, addressing the needs of all affected populations;
- assured the provision of comprehensive outpatient health and support services; and
- arranged to evaluate the success and cost-effectiveness of the consortium in responding to service needs (see Section VII, Chapter 1 in the *Title II Manual*, "Responsibilities of Consortia").

Title II grantees are also required to convene PLWH/A and representatives of other CARE Act grantees, providers, and public health agencies to develop a Statewide Coordinated Statement of Need (SCSN).

For more information on the SCSN, see Section VI, Chapter 4 in the *Title II Manual*.



The RWCA Amendments of 2000 provided supplemental funding to States and Territories with Emerging Communities. Emerging Communities are defined as metropolitan areas reporting between 500 and 1999 AIDS cases in the most recent five years. In FY 2001, \$11.5 million in supplemental funding was awarded under the Title II program to 39 Emerging Communities in 24 States. State ADAPs can seek to collaborate with Emerging Communities as an additional funding source to provide comprehensive medication therapies consistent with the PHS Treatment Guidelines to clients served.

For more information on Emerging Communities, see Section I, Chapter 3 of this manual.



The RWCA Amendments of 2000 provided funding for the Minority AIDS Initiative (MAI). These funds are to be used to initiate, modify, or expand educational and outreach services for disproportionately impacted communities of color to improve ADAP participation. In FY 2001, \$7 million dollars in MAI funding was awarded.

For more information about the Minority AIDS Initiative, see the updated Title II manual.

States with more than one percent of the total U.S. AIDS cases reported during the previous two years must contribute their own resources to match the Federal grant, based on a yearly formula (see Section III, Chapter 3 in this manual, "State Matching Fund Requirements"). The Federal grant amount to States, the Commonwealth of Puerto Rico, the U.S. Virgin Islands, and the District of Columbia is determined by either applying a formula, or grantees awarding \$200,000 if they have fewer than 90 estimated living AIDS cases, or \$500,000 if the State has at least 90 estimated living AIDS cases. Previously, there was no minimum grant amount for U.S. Territories. However, the RWCA Reauthorization of 2000 provided a minimum of \$50,000 for eligible Territories.

More than \$4 billion in Title II funds have been awarded since FY 1991. The Federal government responded to the rapid growth in the number of ADAP clients and the corresponding rise in costs with an additional \$219 million for ADAP in FYs 1996 and 1997. In FY 2001, ADAP received \$589 million, bringing total ADAP funding to over \$2 billion since 1991. The RWCA Reauthorization of 2000 required three percent of the ADAP earmark to be used for supplemental treatment drug grants to "severe need" States and Territories to increase access to therapeutics. In addition to the ADAP earmark, States may also use Title II formula funds to support their ADAP (see Section V, Chapter 1 of this manual, "DSS Program Policy Notice 97-04: ADAP: Eligibility and Formulary Parity and Uses of Funds").

The attached charts show levels of State funding through FY 2001. The charts are divided into three groups: FY 1991–1996, FY 1997–1999, and FY 2000–2002.

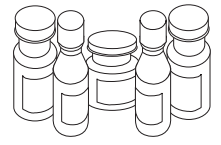


---

## R E F E R E N C E S

### Sources Used for This Chapter


HRSA, HAB, Division of Service Systems. *Ryan White CARE Act Title II Manual*. Rockville, MD: U.S. Department of Health and Human Services, 1999; revised 2002.



## Attachment A

## Ryan White CARE Act Title II Grant Awards: FY 1991 – FY 1996


| State                | FY 1991    | FY 1992    | FY 1993    | FY 1994     | FY 1995     | FY 1996     |
|----------------------|------------|------------|------------|-------------|-------------|-------------|
| Alabama              | \$483,388  | \$636,291  | \$938,176  | \$1,421,553 | \$1,349,942 | \$2,756,823 |
| Alaska               | 100,000    | 100,000    | 100,000    | 100,000     | 100,000     | 288,443     |
| Arizona              | 653,285    | 687,616    | 751,528    | 1,855,383   | 1,759,313   | 2,260,259   |
| Arkansas             | 276,192    | 440,564    | 528,077    | 821,978     | 753,038     | 1,369,814   |
| California           | 12,953,753 | 15,559,171 | 17,183,378 | 28,172,762  | 27,867,193  | 36,282,354  |
| Colorado             | 727,458    | 832,808    | 937,655    | 1,794,570   | 1,980,699   | 2,509,154   |
| Connecticut          | 763,464    | 915,334    | 1,068,399  | 2,246,095   | 2,404,858   | 3,651,778   |
| Delaware             | 151,980    | 173,168    | 229,208    | 515,066     | 585,604     | 1,259,006   |
| District of Columbia | 1,094,364  | 1,385,438  | 1,441,594  | 2,155,767   | 2,532,524   | 3,332,588   |
| Florida              | 7,397,516  | 9,856,630  | 11,228,316 | 16,361,686  | 17,780,752  | 25,220,349  |
| Georgia              | 2,366,100  | 2,885,813  | 3,124,415  | 4,527,285   | 4,731,696   | 7,394,151   |
| Hawaii               | 329,429    | 366,974    | 371,756    | 545,494     | 499,350     | 1,180,678   |
| Idaho                | 100,000    | 100,000    | 100,000    | 130,115     | 138,867     | 285,657     |
| Illinois             | 2,289,116  | 2,829,336  | 3,598,455  | 5,363,921   | 5,577,650   | 7,620,236   |
| Indiana              | 488,388    | 728,781    | 753,940    | 1,394,908   | 1,536,770   | 2,762,555   |
| Iowa                 | 110,588    | 164,436    | 215,475    | 333,799     | 333,360     | 613,264     |
| Kansas               | 245,985    | 256,907    | 324,039    | 605,134     | 568,263     | 1,050,840   |
| Kentucky             | 299,687    | 406,244    | 467,575    | 641,709     | 643,697     | 1,344,978   |
| Louisiana            | 1,308,109  | 1,672,504  | 1,844,076  | 2,494,411   | 2,785,044   | 4,080,447   |
| Maine                | 118,205    | 136,527    | 121,410    | 205,421     | 228,492     | 536,845     |
| Maryland             | 1,554,569  | 2,027,034  | 2,130,393  | 3,625,966   | 4,684,012   | 6,521,685   |
| Massachusetts        | 1,454,614  | 1,793,707  | 1,837,845  | 3,501,905   | 3,776,077   | 4,836,051   |
| Michigan             | 1,046,092  | 1,213,083  | 1,486,048  | 2,874,019   | 2,675,943   | 3,897,084   |
| Minnesota            | 357,781    | 417,361    | 501,656    | 970,420     | 973,550     | 1,249,617   |
| Mississippi          | 488,542    | 590,409    | 546,105    | 900,115     | 954,192     | 1,868,450   |
| Missouri             | 1,043,394  | 1,330,744  | 1,459,224  | 2,716,091   | 2,504,335   | 3,131,126   |
| Montana              | 100,000    | 100,000    | 56,197     | 100,000     | 100,000     | 129,912     |
| Nebraska             | 100,000    | 117,188    | 146,689    | 292,135     | 267,083     | 506,277     |



**Attachment A**

**Ryan White CARE Act Title II Grant Awards: FY 1991 – FY 1996 (continued)**


| State          | FY 1991             | FY 1992             | FY 1993              | FY 1994              | FY 1995              | FY 1996              |
|----------------|---------------------|---------------------|----------------------|----------------------|----------------------|----------------------|
| Nevada         | 330,545             | 443,483             | 531,149              | 924,894              | 964,174              | 2,049,946            |
| New Hampshire  | 100,000             | 104,655             | 102,372              | 160,060              | 175,763              | 332,092              |
| New Jersey     | 4,215,417           | 4,711,438           | 4,505,948            | 6,650,657            | 8,958,831            | 13,135,111           |
| New Mexico     | 203,312             | 254,732             | 259,454              | 485,763              | 479,074              | 882,641              |
| New York       | 13,802,740          | 16,909,338          | 17,618,806           | 26,126,095           | 29,093,044           | 38,324,520           |
| North Carolina | 986,337             | 1,253,338           | 1,366,064            | 1,996,053            | 2,414,668            | 4,810,589            |
| North Dakota   | 100,000             | 100,000             | 19,872               | 100,000              | 100,000              | 107,243              |
| Ohio           | 1,117,823           | 1,373,305           | 1,476,544            | 2,519,172            | 2,623,138            | 4,668,106            |
| Oklahoma       | 393,500             | 490,547             | 512,925              | 1,133,726            | 1,050,786            | 1,656,387            |
| Oregon         | 513,063             | 658,551             | 675,020              | 1,170,946            | 1,300,587            | 1,684,631            |
| Pennsylvania   | 2,241,191           | 2,536,697           | 2,849,791            | 4,421,998            | 5,177,510            | 7,991,467            |
| Puerto Rico    | 4,716,952           | 5,681,717           | 6,121,433            | 7,521,643            | 7,682,087            | 9,376,181            |
| Rhode Island   | 173,200             | 194,400             | 210,219              | 452,600              | 554,753              | 1,083,242            |
| South Carolina | 688,747             | 795,067             | 763,896              | 2,091,875            | 2,679,771            | 4,516,376            |
| South Dakota   | 100,000             | 100,000             | 100,000              | 100,000              | 100,000              | 112,536              |
| Tennessee      | 605,992             | 737,498             | 905,045              | 1,675,354            | 1,846,877            | 3,757,915            |
| Texas          | 5,731,924           | 7,329,198           | 7,078,303            | 11,813,825           | 12,636,414           | 16,132,517           |
| Utah           | 199,022             | 234,917             | 304,258              | 511,096              | 428,266              | 810,043              |
| Vermont        | 100,000             | 100,000             | 100,000              | 100,000              | 103,727              | 279,529              |
| Virginia       | 970,120             | 1,351,047           | 1,430,800            | 2,403,511            | 2,642,609            | 5,365,718            |
| Washington     | 1,025,356           | 1,322,995           | 1,270,740            | 2,262,586            | 2,310,797            | 3,154,250            |
| West Virginia  | 127,689             | 153,234             | 135,148              | 173,904              | 184,768              | 446,290              |
| Wisconsin      | 354,601             | 459,433             | 481,719              | 1,069,752            | 1,063,650            | 1,840,433            |
| Wyoming        | 100,000             | 100,000             | 44,037               | 100,000              | 100,000              | 113,650              |
| Virgin Islands | 38,397              | 27,019              | 36,048               | 68,703               | 0*                   | 197,360              |
| Guam           | 2,954               | 4,323               | 3,379                | 3,379                | 2,902                | 4,970                |
| <b>Total</b>   | <b>\$77,340,881</b> | <b>\$95,151,000</b> | <b>\$102,394,599</b> | <b>\$162,705,300</b> | <b>\$174,766,500</b> | <b>\$250,774,164</b> |



**Attachment B**

**Ryan White CARE Act Title II Grant Awards: FY 1997 – FY 1999**


| State                | FY 1997 Formula | FY 1997 ADAP | FY 1997 Total | FY 1998 Formula | FY 1998 ADAP | FY 1998 Total | FY 1999 Formula | FY 1999 ADAP | FY 1999 Total |
|----------------------|-----------------|--------------|---------------|-----------------|--------------|---------------|-----------------|--------------|---------------|
| Alabama              | \$2,838,265     | \$1,329,706  | \$4,167,971   | \$2,844,372     | \$2,265,704  | \$5,110,076   | \$3,314,520     | \$3,980,313  | \$7,294,833   |
| Alaska               | 250,000         | 112,917      | 362,917       | 250,000         | 194,562      | 444,562       | 269,662         | 323,829      | 593,491       |
| Arizona              | 2,045,462       | 1,450,752    | 3,496,214     | 2,084,451       | 2,469,052    | 4,553,503     | 2,224,423       | 4,057,517    | 6,281,940     |
| Arkansas             | 1,395,995       | 654,013      | 2,050,008     | 1,394,609       | 1,110,885    | 2,505,494     | 1,505,463       | 1,807,868    | 3,313,331     |
| California           | 31,548,137      | 26,371,892   | 57,920,029    | 30,612,837      | 43,064,687   | 73,677,524    | 30,669,853      | 65,267,693   | 95,937,546    |
| Colorado             | 2,127,037       | 1,607,932    | 3,734,969     | 2,028,264       | 2,585,789    | 4,614,053     | 1,968,440       | 3,787,302    | 5,755,742     |
| Connecticut          | 3,330,036       | 2,790,394    | 6,120,430     | 3,430,779       | 4,836,430    | 8,267,209     | 3,629,583       | 7,793,350    | 11,422,933    |
| Delaware             | 1,322,724       | 619,686      | 1,942,410     | 1,352,061       | 1,076,994    | 2,429,055     | 1,392,956       | 1,672,761    | 3,065,717     |
| District of Columbia | 2,877,431       | 2,613,341    | 5,490,772     | 3,055,111       | 4,664,462    | 7,719,573     | 3,319,351       | 7,690,410    | 11,009,761    |
| Florida              | 23,416,364      | 17,898,632   | 41,314,996    | 23,591,403      | 30,253,733   | 53,845,136    | 24,976,515      | 48,505,772   | 73,482,287    |
| Georgia              | 7,214,630       | 5,125,509    | 12,340,139    | 7,393,756       | 8,818,043    | 16,211,799    | 7,658,435       | 13,815,288   | 21,473,723    |
| Hawaii               | 1,158,830       | 542,903      | 1,701,733     | 1,076,291       | 857,327      | 1,933,618     | 1,101,864       | 1,323,197    | 2,425,061     |
| Idaho                | 250,000         | 112,917      | 362,917       | 250,000         | 194,562      | 444,562       | 264,304         | 317,396      | 581,700       |
| Illinois             | 6,606,747       | 5,427,222    | 12,033,969    | 6,516,058       | 8,962,396    | 15,478,454    | 6,967,711       | 14,548,730   | 21,516,441    |
| Indiana              | 2,928,889       | 1,372,162    | 4,301,051     | 2,984,620       | 2,377,420    | 5,362,040     | 3,253,801       | 3,907,398    | 7,161,199     |
| Iowa                 | 624,726         | 292,680      | 917,406       | 614,573         | 489,543      | 1,104,116     | 658,975         | 791,345      | 1,450,320     |
| Kansas               | 997,168         | 568,196      | 1,565,364     | 959,605         | 928,876      | 1,888,481     | 981,136         | 1,426,136    | 2,407,272     |
| Kentucky             | 1,415,277       | 663,046      | 2,078,323     | 1,604,194       | 1,277,832    | 2,882,026     | 1,851,917       | 2,223,914    | 4,075,831     |
| Louisiana            | 4,252,105       | 2,717,224    | 6,969,329     | 4,430,983       | 4,768,647    | 9,199,630     | 5,010,641       | 8,061,420    | 13,072,061    |
| Maine                | 489,755         | 229,446      | 719,201       | 449,111         | 357,743      | 806,854       | 441,103         | 529,708      | 970,811       |
| Maryland             | 5,923,285       | 5,025,239    | 10,948,524    | 6,088,935       | 8,759,047    | 14,847,982    | 6,496,978       | 14,175,575   | 20,672,553    |
| Massachusetts        | 4,217,542       | 3,310,714    | 7,528,256     | 4,217,320       | 5,563,213    | 9,780,533     | 4,213,646       | 8,413,129    | 12,626,775    |
| Michigan             | 3,405,961       | 2,408,285    | 5,814,246     | 3,533,167       | 4,157,347    | 7,690,514     | 3,740,253       | 6,712,489    | 10,452,742    |
| Minnesota            | 1,037,082       | 841,003      | 1,878,085     | 997,137         | 1,368,209    | 2,365,346     | 971,008         | 2,024,469    | 2,995,477     |
| Mississippi          | 1,879,965       | 880,749      | 2,760,714     | 2,017,062       | 1,606,704    | 3,623,766     | 2,269,803       | 2,725,742    | 4,995,545     |
| Missouri             | 2,620,796       | 1,965,652    | 4,586,448     | 2,625,631       | 3,326,379    | 5,952,010     | 2,683,738       | 5,127,655    | 7,811,393     |
| Montana              | 136,900         | 64,137       | 201,037       | 250,000         | 125,524      | 375,524       | 250,000         | 227,324      | 477,324       |
| Nebraska             | 499,395         | 233,963      | 733,358       | 518,448         | 412,973      | 931,421       | 548,253         | 658,381      | 1,206,634     |



**Attachment B**

**Ryan White CARE Act Title II Grant Awards: FY 1997 – FY 1999 (continued)**


| State          | FY 1997 Formula      | FY 1997 ADAP         | FY 1997 Total        | FY 1998 Formula      | FY 1998 ADAP         | FY 1998 Total        | FY 1999 Formula      | FY 1999 ADAP         | FY 1999 Total        |
|----------------|----------------------|----------------------|----------------------|----------------------|----------------------|----------------------|----------------------|----------------------|----------------------|
| Nevada         | 2,043,859            | 957,533              | 3,001,392            | 2,169,918            | 1,728,462            | 3,898,380            | 1,568,357            | 3,079,595            | 4,647,952            |
| New Hampshire  | 314,204              | 214,993              | 529,197              | 300,979              | 350,211              | 651,190              | 308,492              | 553,298              | 861,790              |
| New Jersey     | 11,931,930           | 9,448,859            | 21,380,789           | 12,119,471           | 16,226,455           | 28,345,926           | 12,427,002           | 25,275,844           | 37,702,846           |
| New Mexico     | 805,975              | 377,593              | 1,183,568            | 939,194              | 748,122              | 1,687,316            | 1,125,079            | 1,351,076            | 2,476,155            |
| New York       | 34,972,364           | 29,381,796           | 64,354,160           | 36,592,849           | 51,291,513           | 87,884,362           | 41,145,958           | 85,949,879           | 127,095,837          |
| North Carolina | 4,803,070            | 2,250,201            | 7,053,271            | 4,818,886            | 3,838,516            | 8,657,402            | 5,301,431            | 6,371,503            | 11,672,934           |
| North Dakota   | 100,000              | 24,390               | 124,390              | 100,000              | 45,189               | 145,189              | 100,000              | 75,060               | 175,060              |
| Ohio           | 4,739,289            | 2,577,208            | 7,316,497            | 4,648,401            | 4,305,465            | 8,953,866            | 4,920,576            | 6,914,078            | 11,834,654           |
| Oklahoma       | 1,554,105            | 728,086              | 2,282,191            | 1,608,921            | 1,281,597            | 2,890,518            | 1,773,340            | 2,129,553            | 3,902,893            |
| Oregon         | 1,601,172            | 1,148,136            | 2,749,308            | 1,559,364            | 1,879,091            | 3,438,455            | 1,543,178            | 2,790,079            | 4,333,257            |
| Pennsylvania   | 7,686,648            | 5,258,299            | 12,944,947           | 7,863,699            | 9,074,112            | 16,937,811           | 8,590,475            | 15,041,980           | 23,632,455           |
| Puerto Rico    | 7,605,266            | 5,315,209            | 12,920,475           | 7,528,445            | 9,264,908            | 16,793,353           | 7,895,807            | 15,505,206           | 23,401,013           |
| Rhode Island   | 1,054,708            | 494,123              | 1,548,831            | 1,025,865            | 817,160              | 1,843,025            | 1,069,718            | 1,284,594            | 2,354,312            |
| South Carolina | 4,509,988            | 2,112,895            | 6,622,883            | 4,543,116            | 3,618,850            | 8,161,966            | 4,968,208            | 5,966,180            | 10,934,388           |
| South Dakota   | 100,000              | 38,843               | 138,843              | 100,000              | 61,507               | 161,507              | 100,000              | 105,084              | 205,084              |
| Tennessee      | 3,906,471            | 1,830,152            | 5,736,623            | 4,024,669            | 3,205,877            | 7,230,546            | 4,461,029            | 5,357,124            | 9,818,153            |
| Texas          | 14,636,207           | 11,061,308           | 25,697,515           | 15,497,405           | 19,651,998           | 35,149,403           | 17,245,801           | 32,998,423           | 50,244,224           |
| Utah           | 852,251              | 399,273              | 1,251,524            | 858,827              | 684,104              | 1,542,931            | 946,495              | 1,136,619            | 2,083,114            |
| Vermont        | 250,000              | 92,140               | 342,140              | 250,000              | 154,394              | 404,394              | 250,000              | 238,047              | 488,047              |
| Virginia       | 5,235,047            | 2,881,631            | 8,116,678            | 5,436,313            | 5,015,929            | 10,452,242           | 4,847,006            | 8,252,286            | 13,099,292           |
| Washington     | 2,830,277            | 2,067,728            | 4,898,005            | 2,877,763            | 3,527,217            | 6,404,980            | 2,933,765            | 5,400,015            | 8,333,780            |
| West Virginia  | 492,843              | 247,513              | 740,356              | 506,594              | 430,546              | 937,140              | 624,763              | 797,778              | 1,422,541            |
| Wisconsin      | 1,755,689            | 823,839              | 2,579,528            | 1,698,881            | 1,355,656            | 3,054,537            | 1,730,610            | 2,082,373            | 3,812,983            |
| Wyoming        | 100,000              | 37,940               | 137,940              | 100,000              | 69,038               | 169,038              | 100,000              | 96,506               | 196,506              |
| Virgin Islands | 191,525              | N/A                  | 191,525              | 222,610              | N/A                  | 222,610              | 283,949              | 340,986              | 624,935              |
| Guam           | 11,608               | N/A                  | 11,608               | 11,052               | N/A                  | 11,052               | 8,929                | 10,723               | 19,652               |
| <b>Total</b>   | <b>\$230,895,000</b> | <b>\$167,000,000</b> | <b>\$397,895,000</b> | <b>\$234,574,000</b> | <b>\$285,500,000</b> | <b>\$520,074,000</b> | <b>\$248,904,300</b> | <b>\$461,000,000</b> | <b>\$709,904,300</b> |



## Attachment C

## Ryan White CARE Act Title II Grant Awards: FY 2000 – FY 2002 (continued)

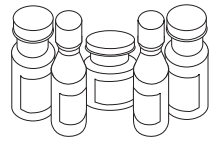
| State                | FY 2000<br>Base | FY 2000<br>ADAP | FY 2000<br>Total | FY 2001<br>Base | FY 2001<br>ADAP | FY 2001<br>*MAI | FY 2001<br>*EC | FY 2001<br>Total |
|----------------------|-----------------|-----------------|------------------|-----------------|-----------------|-----------------|----------------|------------------|
| Alabama              | \$3,584,510     | \$4,639,040     | \$8,223,550      | \$3,641,801     | \$5,290,587     | \$81,991        | \$208,137      | \$9,222,516      |
| Alaska               | 280,996         | 363,662         | 644,658          | 500,000         | 360,968         | 2,488           | 0              | 863,456          |
| Arizona              | 2,639,155       | 5,237,395       | 7,876,550        | 2,817,807       | 6,243,734       | 50,237          | 155,614        | 9,267,392        |
| Arkansas             | 1,625,526       | 2,103,741       | 3,729,267        | 1,611,039       | 2,340,419       | 18,602          | 0              | 3,970,060        |
| California           | 32,537,743      | 74,056,285      | 106,594,028      | 32,212,366      | 75,961,117      | 663,270         | 131,918        | 108,968,671      |
| Colorado             | 2,126,738       | 4,375,239       | 6,501,977        | 2,105,471       | 4,502,531       | 29,147          | 0              | 6,637,149        |
| Connecticut          | 3,778,961       | 8,694,101       | 12,473,062       | 3,741,171       | 9,245,136       | 85,427          | 0              | 13,071,734       |
| Delaware             | 1,501,219       | 1,942,863       | 3,444,082        | 1,501,938       | 2,181,924       | 30,806          | 238,185        | 3,952,853        |
| District of Columbia | 3,508,473       | 8,700,340       | 12,208,813       | 3,645,962       | 10,027,430      | 177,725         | 0              | 13,851,117       |
| Florida              | 27,331,222      | 56,820,710      | 84,151,932       | 27,057,910      | 62,246,786      | 869,668         | 594,364        | 90,768,728       |
| Georgia              | 8,397,826       | 16,211,619      | 24,609,445       | 8,313,848       | 17,565,555      | 270,379         | 0              | 26,149,782       |
| Hawaii               | 1,183,240       | 1,531,338       | 2,714,578        | 1,171,408       | 1,650,587       | 10,900          | 140,224        | 2,973,119        |
| Idaho                | 278,034         | 359,828         | 637,862          | 500,000         | 382,869         | 592             | 0              | 883,461          |
| Illinois             | 7,348,535       | 16,392,905      | 23,741,440       | 7,670,664       | 19,058,505      | 233,175         | 0              | 26,962,344       |
| Indiana              | 3,405,664       | 4,407,580       | 7,813,244        | 3,371,607       | 4,749,597       | 29,147          | 737,821        | 8,888,172        |
| Iowa                 | 696,217         | 901,037         | 1,597,254        | 689,255         | 991,760         | 3,673           | 0              | 1,684,688        |
| Kansas               | 1,049,083       | 1,631,556       | 2,680,639        | 1,038,592       | 1,806,070       | 11,493          | 0              | 2,856,155        |
| Kentucky             | 2,039,702       | 2,639,763       | 4,679,465        | 2,049,319       | 2,977,126       | 22,393          | 214,977        | 5,263,815        |
| Louisiana            | 5,384,296       | 9,275,299       | 14,659,595       | 5,330,453       | 10,122,466      | 153,318         | 676,503        | 16,282,740       |
| Maine                | 459,028         | 594,070         | 1,053,098        | 500,000         | 665,050         | 474             | 0              | 1,165,524        |
| Maryland             | 7,081,339       | 16,544,049      | 23,625,388       | 7,030,340       | 18,231,815      | 305,806         | 0              | 25,567,961       |
| Massachusetts        | 4,796,709       | 10,338,436      | 15,135,145       | 5,174,691       | 12,357,295      | 135,427         | 181,754        | 17,849,167       |
| Michigan             | 4,063,406       | 7,773,145       | 11,836,551       | 4,022,772       | 8,274,199       | 92,062          | 0              | 12,389,033       |



**Attachment C**

**Ryan White CARE Act Title II Grant Awards: FY 2000 – FY 2002 (continued)**


| State          | FY 2000 Base | FY 2000 ADAP | FY 2000 Total | FY 2001 Base | FY 2001 ADAP | FY 2001 *MAI | FY 2001 *EC | FY 2001 Total |
|----------------|--------------|--------------|---------------|--------------|--------------|--------------|-------------|---------------|
| Minnesota      | 1,057,229    | 2,371,809    | 3,429,038     | 1,046,657    | 2,514,592    | 21,919       | 0           | 3,583,168     |
| Mississippi    | 2,589,467    | 3,351,265    | 5,940,732     | 2,751,603    | 3,997,361    | 75,237       | 181,754     | 7,005,955     |
| Missouri       | 2,899,468    | 5,943,296    | 8,842,764     | 2,870,473    | 6,173,106    | 56,991       | 0           | 9,100,570     |
| Montana        | 250,000      | 243,995      | 493,995       | 500,000      | 266,328      | 0            | 0           | 766,328       |
| Nebraska       | 594,386      | 769,249      | 1,363,635     | 588,442      | 826,162      | 5,095        | 0           | 1,419,699     |
| Nevada         | 1,598,090    | 3,364,738    | 4,962,828     | 1,584,613    | 3,727,757    | 29,147       | 0           | 5,341,517     |
| New Hampshire  | 317,246      | 610,476      | 927,722       | 500,000      | 635,498      | 2,488        | 0           | 1,137,986     |
| New Jersey     | 12,815,241   | 27,947,200   | 40,762,441    | 12,687,089   | 29,467,198   | 345,853      | 971,273     | 43,471,413    |
| New Mexico     | 1,169,997    | 1,514,200    | 2,684,197     | 1,158,297    | 1,671,323    | 13,270       | 0           | 2,842,890     |
| New York       | 42,636,690   | 95,825,514   | 138,462,204   | 42,210,323   | 102,865,986  | 1,349,052    | 1,403,666   | 147,829,027   |
| North Carolina | 5,810,860    | 7,526,237    | 13,337,097    | 5,821,116    | 8,462,973    | 135,782      | 573,843     | 14,993,714    |
| North Dakota   | 100,000      | 83,474       | 183,474       | 200,000      | 87,207       | 0            | 0           | 287,207       |
| Ohio           | 5,120,326    | 7,742,270    | 12,862,596    | 5,069,123    | 8,322,751    | 66,351       | 354,224     | 13,812,449    |
| Oklahoma       | 1,867,782    | 2,417,266    | 4,285,048     | 1,849,104    | 2,639,027    | 17,891       | 138,270     | 4,644,292     |
| Oregon         | 1,603,248    | 3,119,691    | 4,722,939     | 1,587,216    | 3,238,638    | 10,427       | 0           | 4,836,281     |
| Pennsylvania   | 9,309,084    | 17,587,661   | 26,896,745    | 9,215,993    | 19,640,856   | 295,616      | 319,290     | 29,471,755    |
| Puerto Rico    | 8,248,605    | 17,399,027   | 25,647,632    | 8,166,119    | 18,162,902   | 317,180      | 0           | 26,646,201    |
| Rhode Island   | 1,122,008    | 1,452,093    | 2,574,101     | 1,110,788    | 1,513,993    | 13,152       | 176,868     | 2,814,801     |
| South Carolina | 5,775,847    | 7,475,048    | 13,250,895    | 5,915,423    | 8,593,564    | 162,085      | 545,261     | 15,216,333    |
| South Dakota   | 101,714      | 131,638      | 233,352       | 200,000      | 138,771      | 0            | 0           | 338,771       |
| Tennessee      | 4,998,883    | 6,469,509    | 11,468,392    | 5,210,550    | 7,569,569    | 105,924      | 1,820,892   | 14,706,935    |
| Texas          | 18,736,047   | 38,195,998   | 56,932,045    | 18,548,687   | 40,575,531   | 477,014      | 144,865     | 59,746,097    |
| Utah           | 1,057,785    | 1,368,976    | 2,426,761     | 1,065,625    | 1,548,076    | 10,071       | 165,142     | 2,788,914     |
| Vermont        | 250,000      | 260,156      | 510,156       | 500,000      | 286,536      | 1,185        | 0           | 787,721       |



## Attachment C

## Ryan White CARE Act Title II Grant Awards: FY 2000 – FY 2002 (continued)

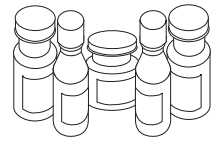
| State                | FY 2000<br>Base      | FY 2000<br>ADAP      | FY 2000<br>Total     | FY 2001<br>Base      | FY 2001<br>ADAP      | FY 2001<br>*MAI    | FY 2001<br>*EC      | FY 2001<br>Total     |
|----------------------|----------------------|----------------------|----------------------|----------------------|----------------------|--------------------|---------------------|----------------------|
| Virginia             | 5,277,831            | 9,567,364            | 14,845,195           | 5,313,913            | 10,832,549           | 146,801            | 757,816             | 17,051,079           |
| Washington           | 3,036,562            | 5,983,248            | 9,019,810            | 3,006,196            | 6,275,046            | 30,687             | 0                   | 9,311,929            |
| West Virginia        | 616,555              | 846,071              | 1,462,626            | 610,389              | 936,898              | 2,962              | 0                   | 1,550,249            |
| Wisconsin            | 1,847,729            | 2,394,773            | 4,242,502            | 1,829,252            | 2,488,821            | 20,498             | 167,340             | 4,505,911            |
| Wyoming              | 100,000              | 105,536              | 205,536              | 200,000              | 129,954              | 0                  | 0                   | 329,954              |
| Virgin Islands       | 290,782              | 376,328              | 667,110              | 309,094              | 449,033              | 1,422              | 0                   | 759,649              |
| Guam                 | 16,916               | 21,893               | 38,809               | 50,000               | 58,468               | 7,701              | 0                   | 116,169              |
| American Samoa       |                      |                      |                      | 50,000               | 0                    | 0                  | 0                   | 50,000               |
| Marshall Islands     |                      |                      |                      | 50,000               | 0                    | 0                  | 0                   | 50,000               |
| North Marianas       |                      |                      |                      | 50,000               | 0                    | 0                  | 0                   | 50,000               |
| Republic of Palau    |                      |                      |                      | 50,000               | 0                    | 0                  | 0                   | 50,000               |
| F. States Micronesia |                      |                      |                      | 50,000               | 0                    | 0                  | 0                   | 50,000               |
| <b>Total</b>         | <b>\$266,314,000</b> | <b>\$528,000,000</b> | <b>\$794,314,000</b> | <b>\$267,624,499</b> | <b>\$571,330,000</b> | <b>\$7,000,001</b> | <b>\$11,000,000</b> | <b>\$856,954,500</b> |



**Attachment C**

**Ryan White CARE Act Title II Grant Awards: FY 2000 – FY 2002 (continued)**

| State                | FY 2002 Base | FY 2002 ADAP | FY 2002 MAI | FY 2002 EC | FY 2002 Total |
|----------------------|--------------|--------------|-------------|------------|---------------|
| Alabama              | \$4,030,281  | \$5,822,611  | \$83,565    | \$196,123  | \$10,132,580  |
| Alaska               | 500,000      | 397,076      | 1,610       | 0          | 898,686       |
| Arizona              | 3,114,208    | 6,815,740    | 49,272      | 151,469    | 10,130,689    |
| Arkansas             | 1,790,528    | 2,586,804    | 19,684      | 0          | 4,397,016     |
| California           | 32,885,805   | 82,051,914   | 643,263     | 0          | 115,580,982   |
| Colorado             | 2,213,371    | 4,994,248    | 32,064      | 0          | 7,239,683     |
| Connecticut          | 3,913,049    | 9,878,257    | 81,708      | 0          | 13,873,014    |
| Delaware             | 1,754,187    | 2,534,302    | 36,397      | 224,286    | 4,549,172     |
| District of Columbia | 4,119,126    | 11,218,275   | 154,997     | 0          | 15,492,398    |
| Florida              | 30,013,954   | 68,567,784   | 874,149     | 457,452    | 99,913,339    |
| Georgia              | 9,153,543    | 19,281,463   | 254,780     | 0          | 28,689,786    |
| Hawaii               | 1,173,230    | 1,694,983    | 11,018      | 0          | 2,879,231     |
| Idaho                | 500,000      | 414,357      | 495         | 0          | 914,852       |
| Illinois             | 8,326,858    | 20,490,945   | 223,830     | 0          | 29,041,633    |
| Indiana              | 3,608,952    | 5,213,910    | 34,292      | 750,216    | 9,607,370     |
| Iowa                 | 769,586      | 1,111,833    | 4,952       | 0          | 1,886,371     |
| Kansas               | 1,093,459    | 1,889,717    | 9,904       | 0          | 2,993,080     |
| Kentucky             | 2,308,179    | 3,334,662    | 23,770      | 210,839    | 5,877,450     |
| Louisiana            | 5,839,516    | 11,060,885   | 154,626     | 748,054    | 17,803,081    |
| Maine                | 500,000      | 722,229      | 619         | 0          | 1,222,848     |
| Maryland             | 7,902,074    | 20,302,147   | 335,125     | 0          | 28,539,346    |
| Massachusetts        | 5,562,279    | 13,160,923   | 125,533     | 179,124    | 19,027,859    |
| Michigan             | 4,384,977    | 9,327,236    | 104,982     | 0          | 13,817,447    |
| Minnesota            | 1,122,779    | 2,785,236    | 22,903      | 0          | 3,930,918     |
| Mississippi          | 3,160,724    | 4,566,348    | 78,737      | 189,019    | 7,994,828     |
| Missouri             | 3,054,883    | 6,926,038    | 60,414      | 0          | 10,041,335    |
| Montana              | 500,000      | 284,249      | 0           | 0          | 784,249       |
| Nebraska             | 655,674      | 947,262      | 7,180       | 0          | 1,610,116     |
| Nevada               | 1,718,082    | 4,019,976    | 30,207      | 0          | 5,768,265     |
| New Hampshire        | 500,000      | 669,552      | 1,362       | 0          | 1,170,914     |



## Attachment C

## Ryan White CARE Act Title II Grant Awards: FY 2000 – FY 2002 (continued)

| State                | FY 2002<br>Base      | FY 2002<br>ADAP      | FY 2002<br>MAI     | FY 2002<br>EC       | FY 2002<br>Total     |
|----------------------|----------------------|----------------------|--------------------|---------------------|----------------------|
| New Jersey           | 13,173,991           | 31,624,395           | 377,713            | 476,480             | 45,652,579           |
| New Mexico           | 1,238,463            | 1,789,227            | 14,608             | 0                   | 3,042,298            |
| New York             | 43,471,120           | 107,679,086          | 1,314,504          | 1,311,041           | 153,793,751          |
| North Carolina       | 6,464,069            | 9,376,429            | 141,874            | 537,626             | 16,541,998           |
| North Dakota         | 200,000              | 88,717               | 0                  | 0                   | 288,717              |
| Ohio                 | 5,304,592            | 8,956,585            | 71,432             | 320,698             | 14,653,307           |
| Oklahoma             | 2,144,456            | 3,098,129            | 19,189             | 164,409             | 5,426,183            |
| Oregon               | 1,666,924            | 3,588,028            | 11,142             | 0                   | 5,266,094            |
| Pennsylvania         | 10,181,825           | 21,610,076           | 308,632            | 165,931             | 32,266,464           |
| Puerto Rico          | 8,606,214            | 19,902,657           | 305,537            | 0                   | 28,814,408           |
| Rhode Island         | 1,151,315            | 1,663,322            | 11,142             | 156,036             | 2,981,815            |
| South Carolina       | 6,532,678            | 9,437,864            | 163,292            | 537,373             | 16,671,207           |
| South Dakota         | 200,000              | 171,674              | 619                | 0                   | 372,293              |
| Tennessee            | 5,862,444            | 8,469,566            | 109,439            | 2,022,917           | 16,464,366           |
| Texas                | 19,566,562           | 43,676,035           | 454,839            | 135,232             | 63,832,668           |
| Utah                 | 1,198,458            | 1,731,432            | 10,523             | 171,259             | 3,111,672            |
| Vermont              | 500,000              | 338,132              | 743                | 0                   | 838,895              |
| Virginia             | 5,967,017            | 12,099,043           | 154,749            | 735,082             | 18,955,891           |
| Washington           | 3,234,347            | 6,973,928            | 35,654             | 0                   | 10,243,929           |
| West Virginia        | 671,025              | 1,028,117            | 3,219              | 0                   | 1,702,361            |
| Wisconsin            | 1,917,664            | 2,775,778            | 21,665             | 159,334             | 4,874,441            |
| Wyoming              | 200,000              | 139,546              | 495                | 0                   | 340,041              |
| Virgin Islands       | 313,532              | 452,965              | 6,438              | 0                   | 772,935              |
| Guam                 | 50,000               | 67,389               | 1,114              | 0                   | 118,503              |
| American Samoa       | 50,000               |                      |                    |                     | 50,000               |
| Marshall Islands     | 50,000               |                      |                    |                     | 50,000               |
| North Marianas       | 50,000               |                      |                    |                     | 50,000               |
| Republic of Palau    | 50,000               |                      |                    |                     | 50,000               |
| F. States Micronesia | 50,000               |                      |                    |                     | 50,000               |
| <b>Total</b>         | <b>\$286,258,000</b> | <b>\$619,830,000</b> | <b>\$7,000,000</b> | <b>\$10,000,000</b> | <b>\$923,088,000</b> |