



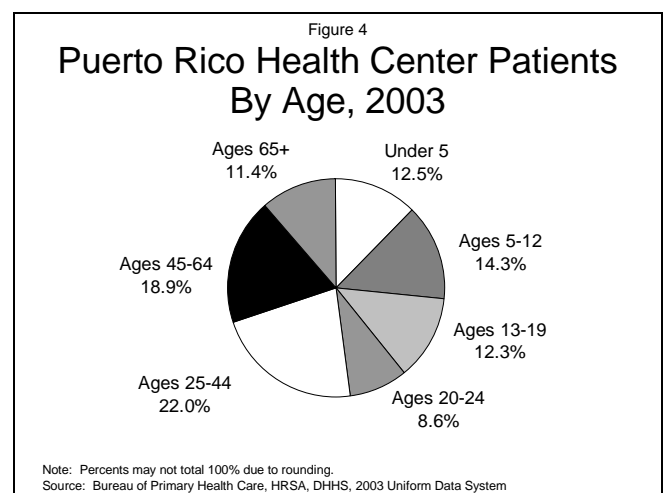
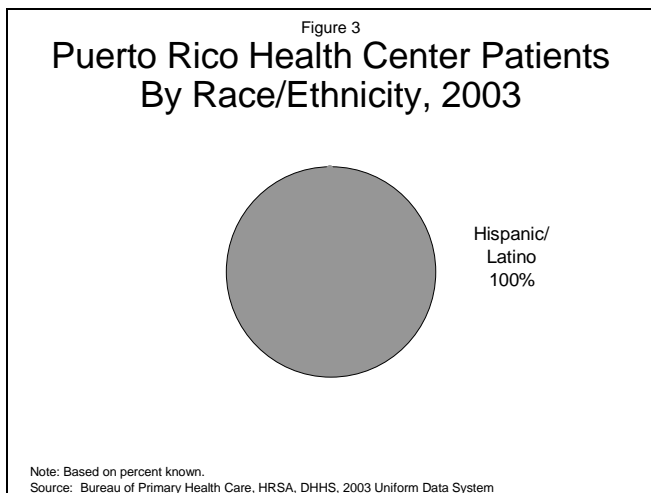
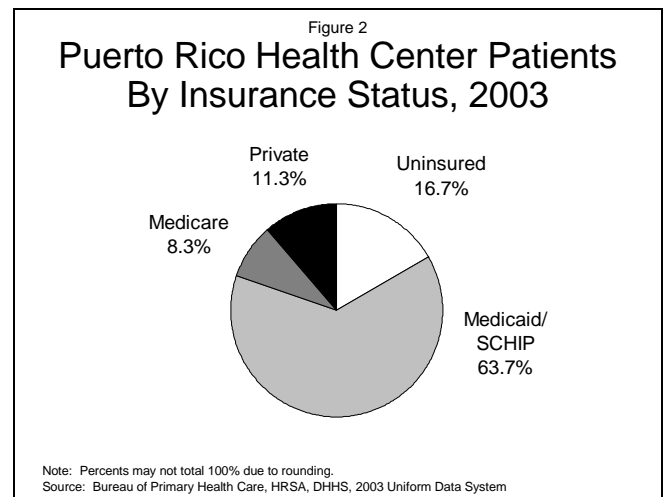
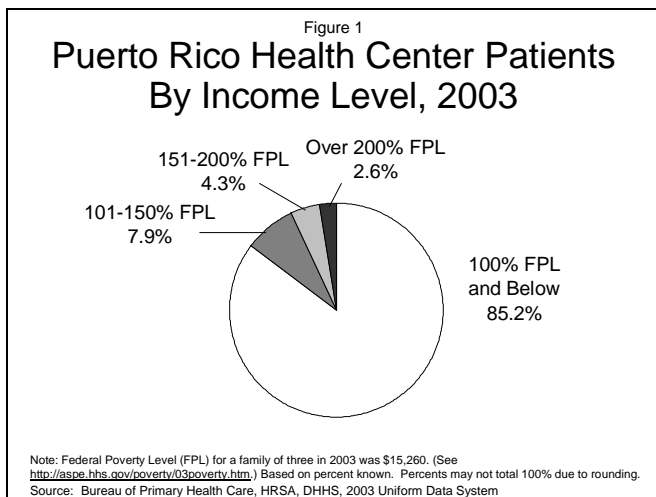
National Association of
Community Health Centers, Inc.

20 Grantees (18 of which are Rural)
48 Service Delivery Sites
402,934 Total Patients

What are Health Centers?

Health centers are **local, non-profit, community-owned health care providers** serving low-income and medically underserved communities. For 40 years, health centers have provided **high-quality, affordable primary care and preventive services to the nation's most vulnerable populations** – people who even if insured would nonetheless remain isolated from traditional forms of medical care because of where they live, who they are, the language they speak, and their higher levels of complex health care needs. Health centers **improve access** to care for millions of Americans regardless of their insurance status or ability to pay. They offer services that many other providers do not, such as transportation, translation, and culturally sensitive health care that can overcome common barriers. Their costs of care rank among the lowest, and they reduce the need for more expensive hospital in-patient and specialty care, producing significant savings for taxpayers.

In 2003, federally-funded health centers were the family doctor and medical home for 402,934 individuals in **Puerto Rico**.



Puerto Rico, 2003

Health Center Staff and Related Patient Visits

	<u>FTE</u>	<u>Patient Visits</u>
Primary Care Physicians	270.7	1,270,603
Other Physicians*	9.8	37,020
NPs/PAs/CNMs	15.0	15,626
Nurses	424.5	559,712
Dentists	21.3	49,820
Dental Hygienists	3.2	8,548
Mental Health & Substance Abuse Specialists	27.5	37,131
Total Enabling Services [#]	169.3	104,198
Total[†]	2230.5	2,105,047

* Includes psychiatrists and other specialist physicians.

[#] Includes health educators, case managers, translators, transportation, eligibility workers, etc. Does not include workers for other social services, such as WIC, Head Start, housing assistance, food banks, and employment counselors.

[†] Not all staff types are included in this table. Hence, total FTE and total patient visits are greater than the sum of all types listed above.

Patient Visits and Patients by Selected Primary Diagnoses and Services

	<u>Patient Visits</u>	<u>Patients</u>
<i>Medical Conditions</i>		
Asthma	52,595	23,564
Diabetes mellitus	100,723	34,284
Hypertension	113,268	48,216
Heart disease (selected)	26,365	15,061
Mental health & substance abuse	30,197	16,530
<i>Preventive Services</i>		
Health supervision ages 0-11*	74,398	44,051
Selected immunizations [#]	111,496	67,870
Pap smear	33,699	25,621
Mammogram	14,450	13,382
HIV test	10,204	8,099

* Well child visits.

[#] Includes DPT, MMR, oral polio vaccine, influenza, hepatitis B, HIB.

Percent of Health Centers Providing Select Services Onsite*

<i>Professional Services</i>	
General Primary Medical Care	100%
Prenatal Care	85%
Preventive Dental Care	55%
Mental Health Treatment/Counseling	45%
Substance Abuse Treatment/Counseling	40%
Hearing Screening	70%
Vision Screening	90%
Pharmacy	90%
<i>Preventive Services</i>	
Pap Smear	90%
Smoking Cessation Program	20%
HIV testing and counseling	100%
Glycosylated hemoglobin measurement, diabetes	80%
Blood pressure monitoring	100%
Blood cholesterol screening	90%
Weight reduction program	65%
<i>Enabling Services</i>	
Outreach	90%
Case Management	85%
Eligibility Assistance	60%
Health Education	90%
Interpretation/Translation Services	55%
Transportation	60%
Outstationed Eligibility Workers	15%

* "Onsite" includes services rendered by salaried employees, contracted providers, National Health Service Corps Staff, volunteers and others such as out-stationed eligibility workers who render services in the health center's name. Health centers may also provide services through formal referral arrangements.

Health Center Costs of Care

<i>Average Cost per Patient</i>	<i>Cost</i>
Medical Costs per Medical Patient	\$222
Dental Costs per Dental Patient	\$107
Total Cost per Total Patient*	\$344

<i>Average Cost per Patient Visit</i>	<i>Cost</i>
Medical Cost per Medical Patient Visit	\$65
Dental Costs per Dental Patient Visit	\$53
Pharmacy Costs per Medical Patient Visit	\$30
Lab & X-ray Cost per Medical Patient Visit	\$9

* Includes the total cost of all services over total users.

Note: This fact sheet includes data from Federally-Qualified Health Centers (FQHCs) who meet federal health center grant requirements and are required to report administrative, clinical and other information to the federal Bureau of Primary Health Care. Only FQHCs receiving federal health center grants report data, and therefore this fact sheet does not include data from a category of FQHCs that do not receive these funds, known as FQHC Look-Alikes. Data reflected in this fact sheet may consequently underreport the volume of health care delivered by health centers. There are approximately 100 FQHC Look-Alikes across the United States.

For more information, email research@nachc.com.

Source: NACHC, 2004. Based on Bureau of Primary Health Care, HRSA, DHHS, 2003 Uniform Data System. State statistics can be found at www.bphc.hrsa.gov/uds/data.htm.