

STATISTICS ON WOMEN AND MEN IN VIET NAM



NATIONAL COMMITTEE FOR THE ADVANCEMENT OF WOMEN IN VIET NAM

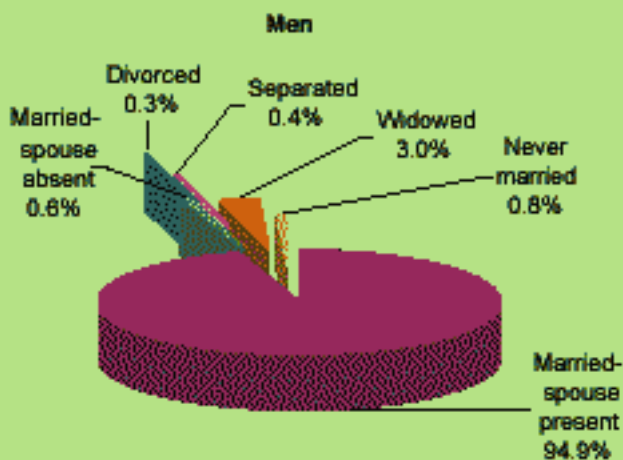
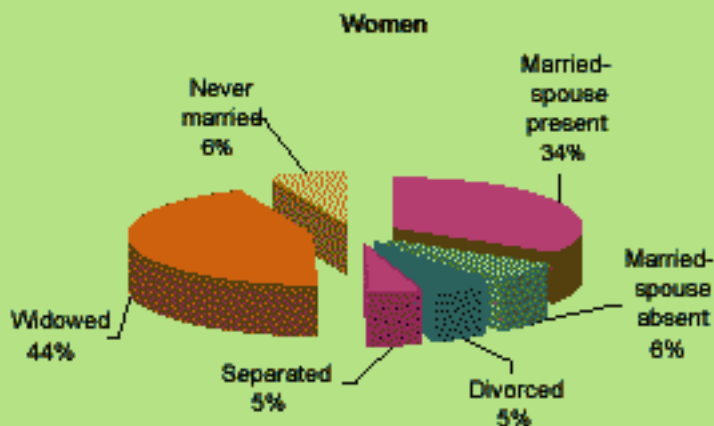
Website: <http://www.ubqgphunu.gov.vn>

E-mail: ncfaw@hn.vnn.vn

Tel.: (84.4) 8210068 / 9711349 Fax: (84.4) 9711348

HOUSEHOLD COMPOSITION

Marital Status of Household Head, 1997-1998



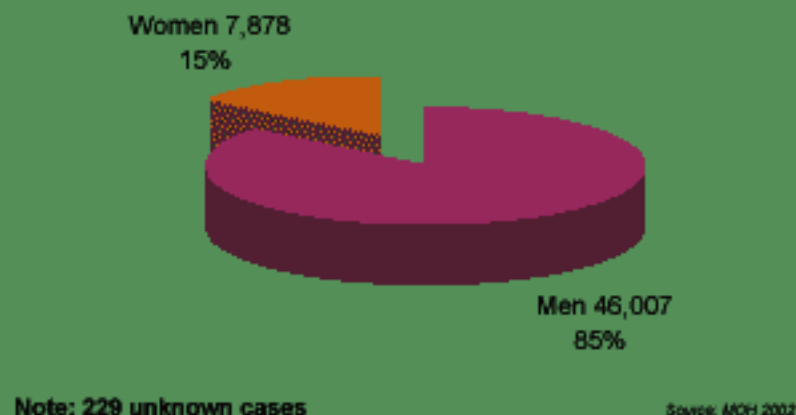
Source: FAO & UNDP 2002

HEALTH & POPULATION

Projected Life Expectancy to 2024

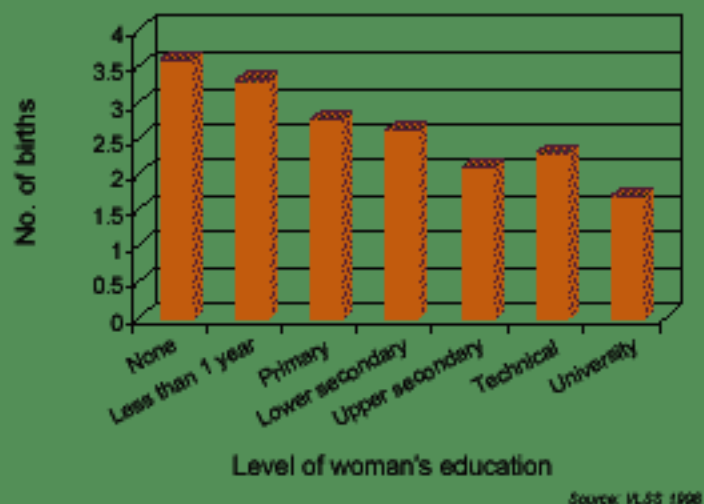


Cumulative Total of Recorded HIV infections, 2002



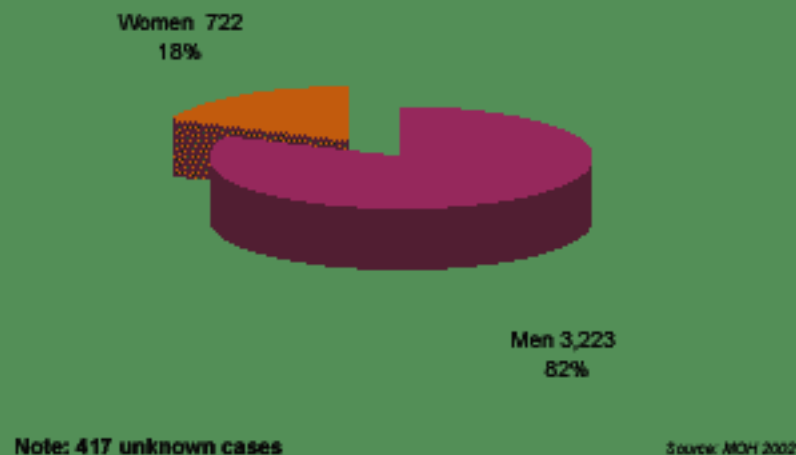
Men constitute the vast majority of people recorded as being infected with HIV.

Fertility Rate by Woman's Education, 1997-1998



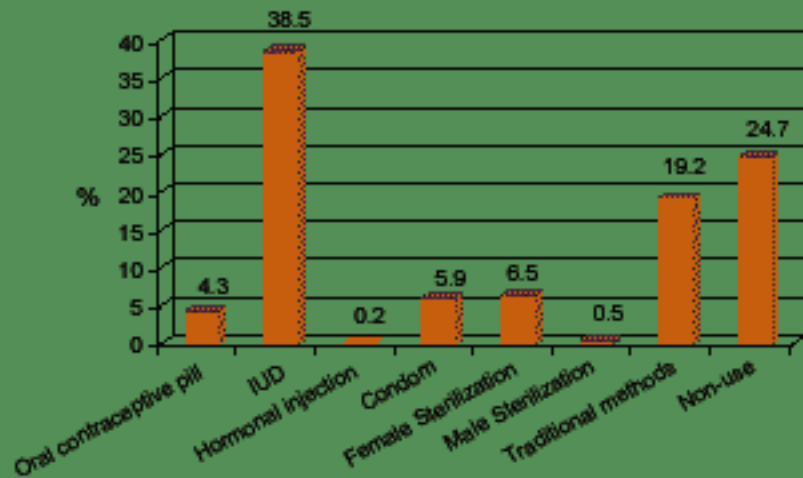
The more educated a woman is, the less children she bears, on average.

Cumulative Total of Recorded AIDS deaths, 2002



Men constitute the vast majority of people recorded as having died from AIDS related illnesses.

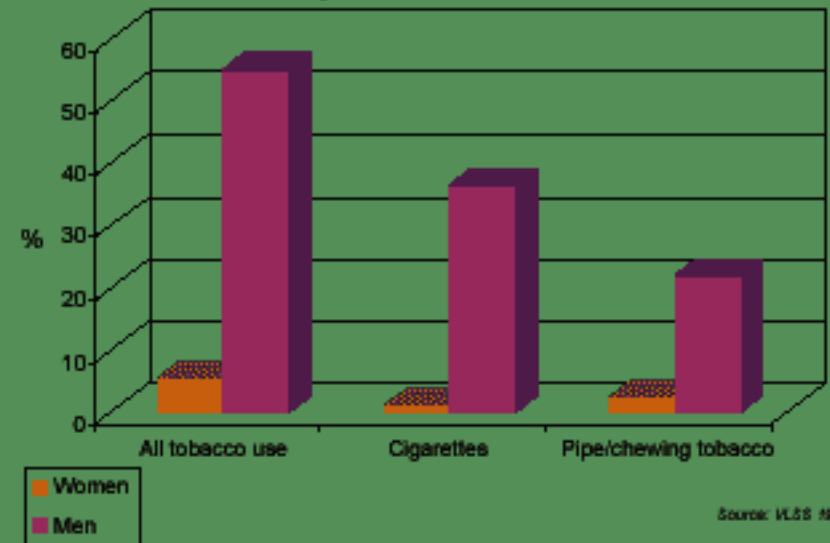
Contraceptives used by Married Couples, 1997-1998



Source: NCFPP 2001

The IUD (inter uterine device) is by far the most common form of contraception for married-couples. Condom use is minimal.

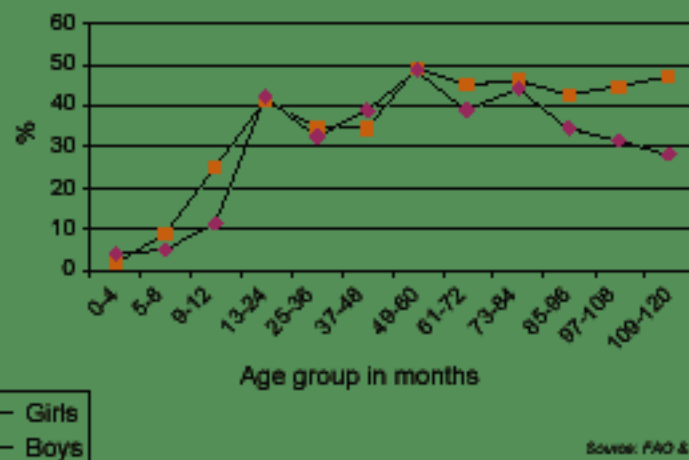
Tobacco Use in Adults as a proportion of the population, Age 15+, 1997-1998



Source: VLSS 1998

Half of all men use tobacco products. More than one third of all men smoke cigarettes.

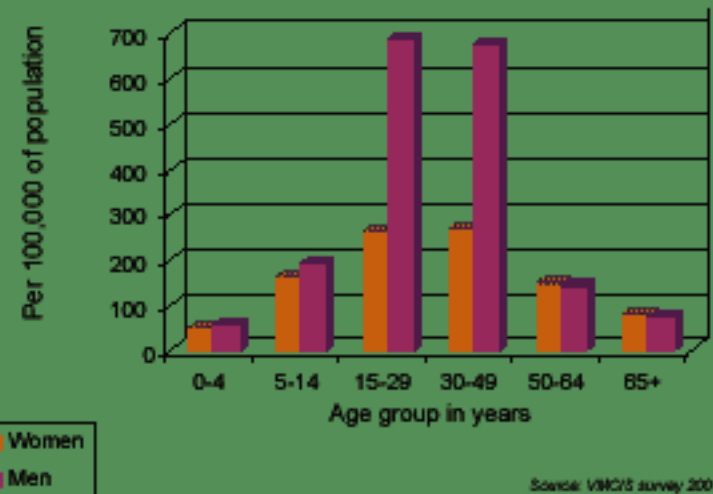
Incidence of Moderate to Severe Stunting in Girls and Boys by age, 1997-1998



Source: FAO & UNDP 2002

Girls suffer stunting at a rate greater than boys, on average.

Number of Women and Men who have been Injured in a Traffic Accident, 2001



Source: VNCIS survey 2001 UNICEF

Men are injured in traffic accidents much more frequently than women.

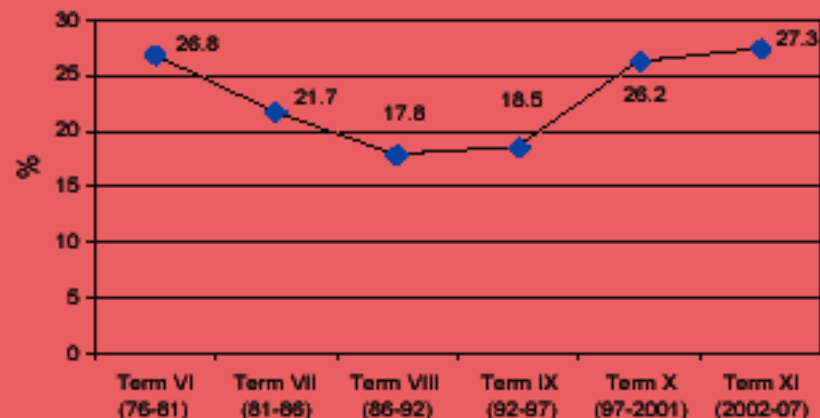
POLITICAL REPRESENTATION

Viet Nam has the highest rate of women in parliament for the Asian region, and the second highest after New Zealand (29.2%) for the whole of the Asia-Pacific Region. Only fourteen countries in the world have a higher representation of women in parliament.

Country	Percentage of women in parliament
New Zealand	29.2
Viet Nam	27.3
East Timor DR	26.1
Australia	25.3
Lao PDR	25.0
China PR	21.8
Korea DPR	20.1
Philippines	17.8
Singapore	11.8
Malaysia	10.4
Thailand	9.2
Cambodia	9.0
Indonesia	8.0
Republic of Korea	5.9

Source: Inter-Parliamentary Union 2002

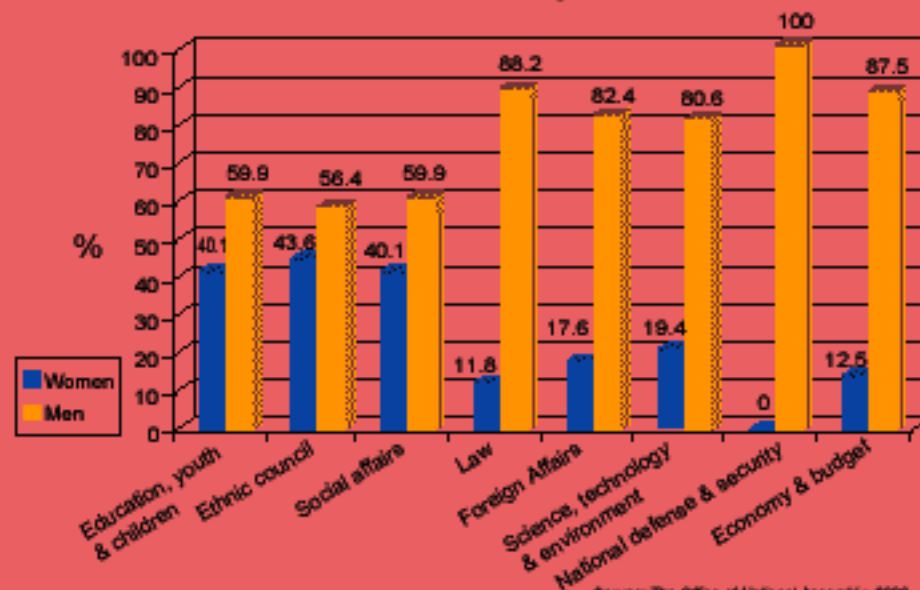
Women as a proportion of National Assembly members, 1976-2007



Source: The National Assembly Office 2002

Women's representation in the National Assembly has risen to 27.3% in the 11th tenure, 2002-2007.

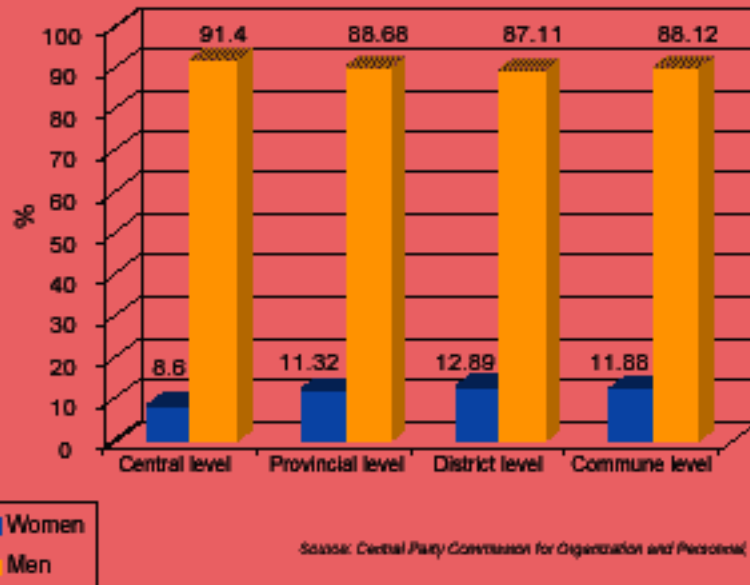
Women and Men in Committees within the 11th National Assembly, 2002-2007



Source: The Office of National Assembly 2002

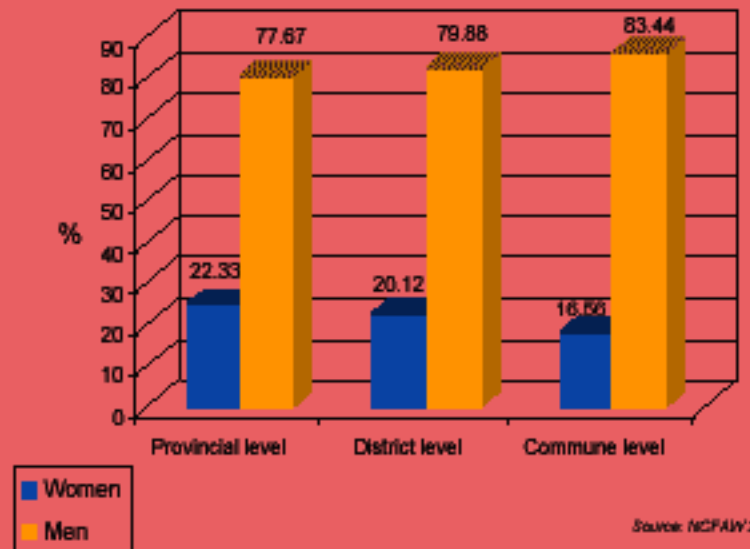
Men dominate Defense, Economic, Foreign Affairs and Legal Committees. Women are represented mainly in Social, Education, and Ethnic Committees in the National Assembly.

Women and Men in Party Committees, as a proportion of the total, 2001-2005



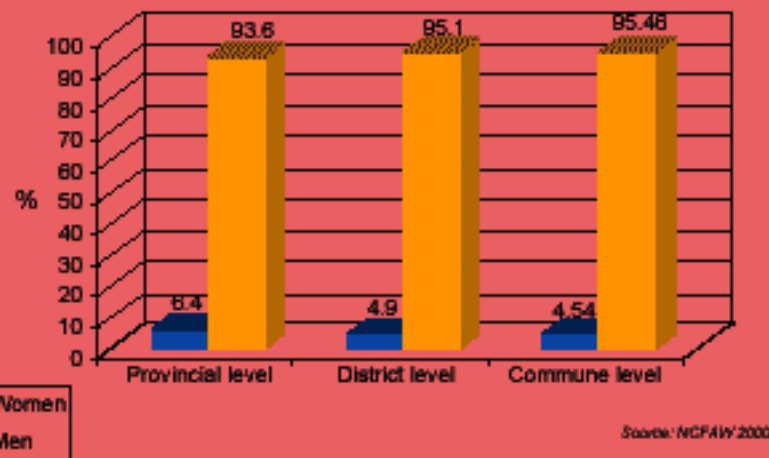
Men constitute the majority of Party Committee members.

Women and Men in People's Councils as a proportion of the total, 1999 - 2004 tenure



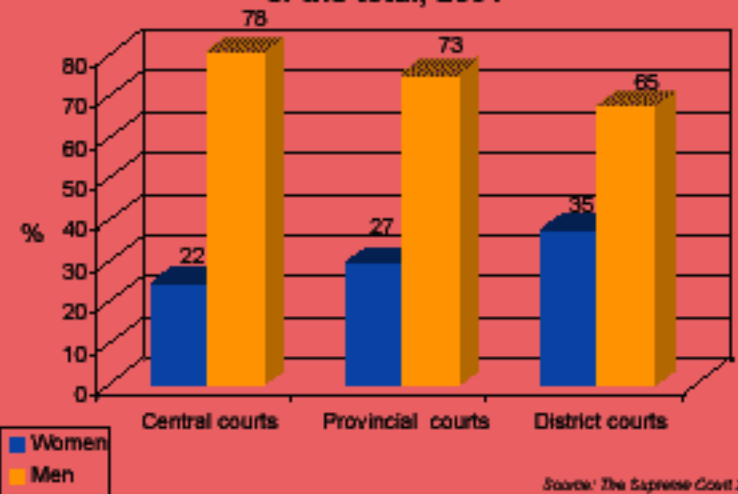
Men constitute the majority of People's Council members.

Women and Men in People's Committees as a proportion of the total, 1999 - 2004 Tenure



Men constitute the overwhelming majority of People's Committee members.

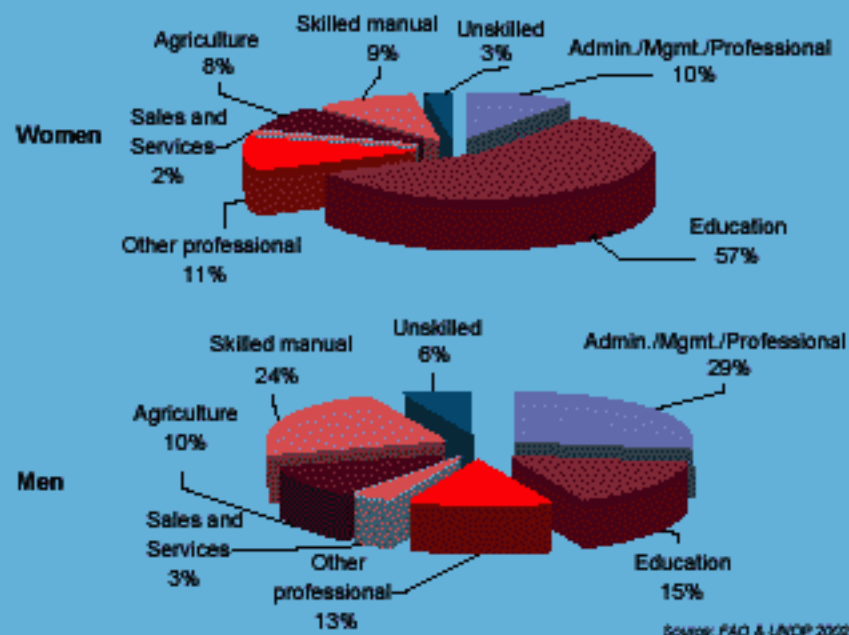
Women and Men in the Judiciary, as a proportion of the total, 2001



Men represent the majority of Justices within the Central, Provincial and District Level Courts.

LABOR & ECONOMIC ACTIVITY

Occupational Distribution of Employed Women and Men with Upper Secondary and Higher Education, 1997-1998



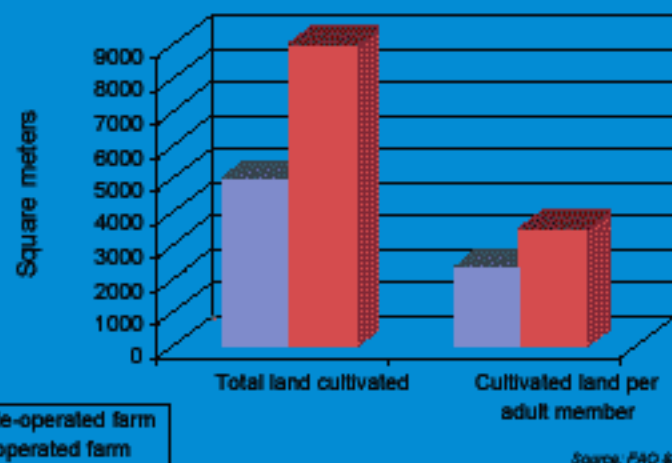
Men are distributed far more efficiently throughout the labor market. Women are represented overwhelmingly in the education sector.

Agricultural Employment and Agricultural Extension Training for Women and Men, 1998 - 1999



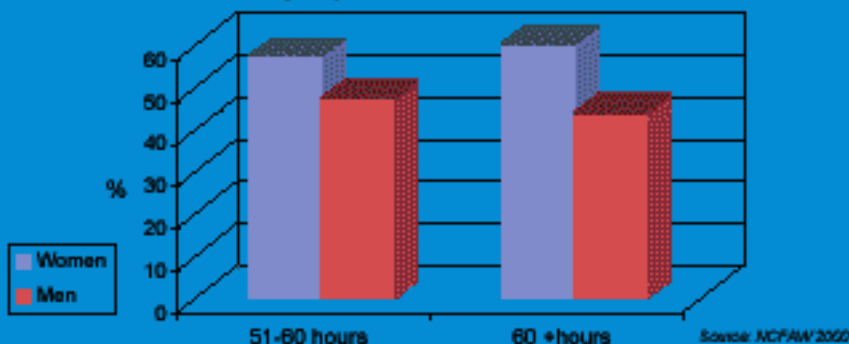
Women dominate employment in agriculture, yet men receive the majority of training in this field.

Total Land Area Cultivated and Land Area Cultivated per Adult Household Member, by sex of farm operator, 1997-1998



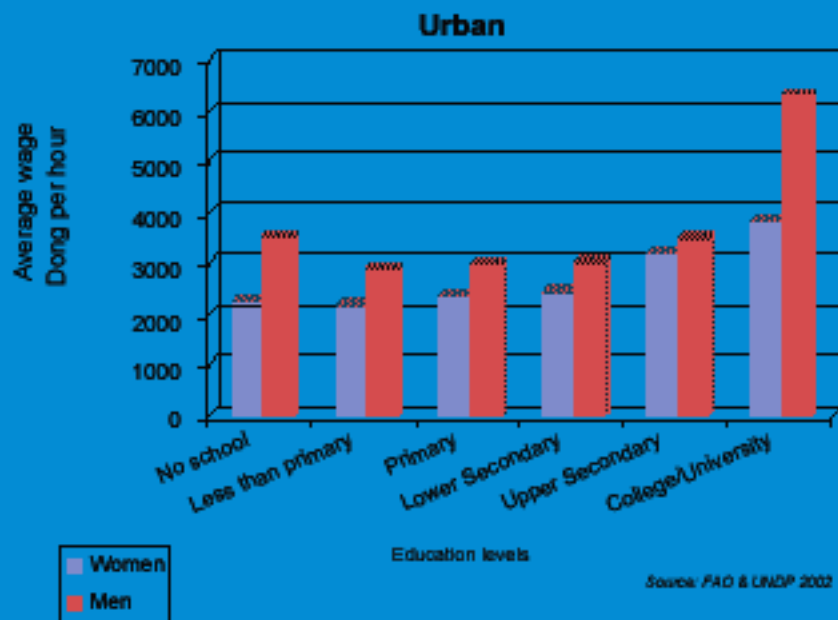
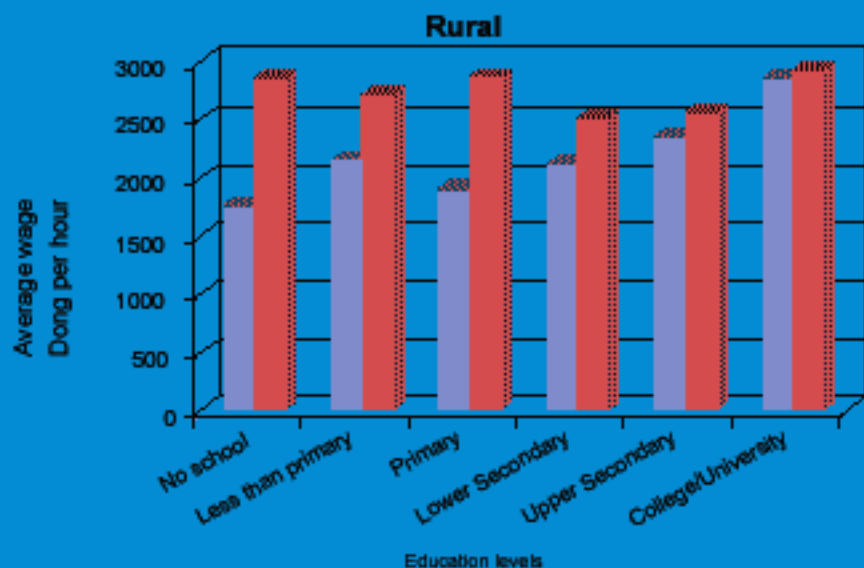
Female-operated farms cultivate approximately only half of the land cultivated by male operated farms, on average.

Heavy Workload - Average Hours Worked per week by Women and Men as a proportion of the total, 1997-1998



Women constitute the majority of adults working more than 50 hours per week.

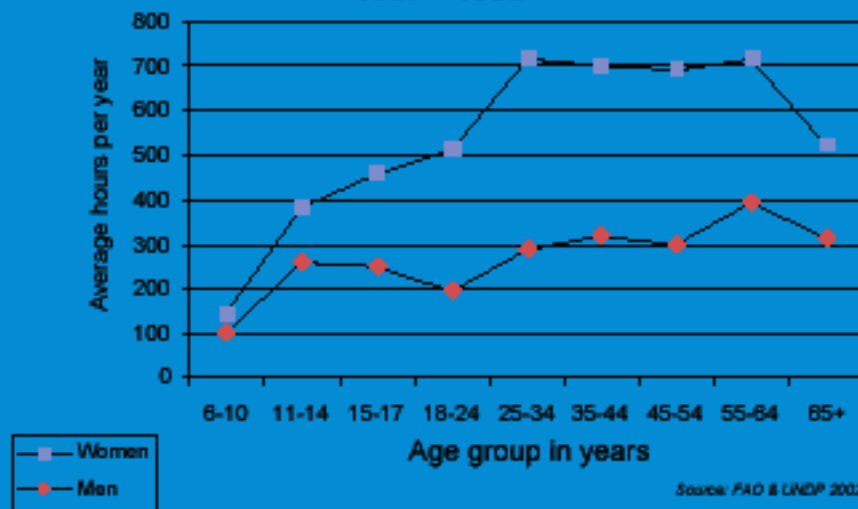
Women's and Men's Average Hourly Wage by Education Level and Residence, 1997-1998



Source: FAO & UNDP 2002

Men earn more than women, on average, at every level of educational attainment. The gender gap is most stark at the college/university level.

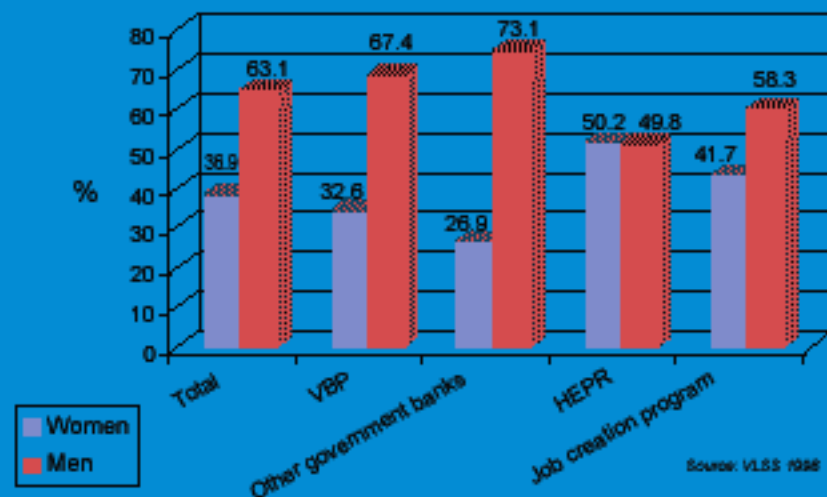
Women's and Men's Average Hours Spent in Housework, 1997 - 1998



Source: FAO & UNDP 2002

Women do much more housework than men at every age.

Loans in Progress, by sex of Borrower and Source of Loan, as a proportion of the total, 1997-1998



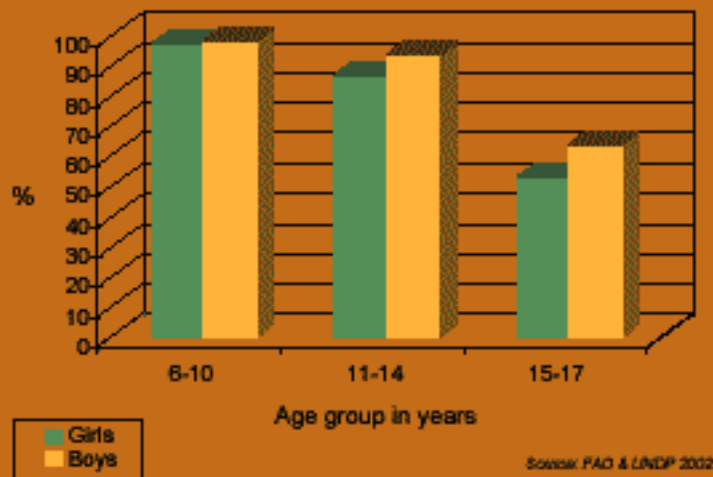
Source: VLESS 1998

Note:
 VBP: Vietnam Bank for the Poor
 HEPR: Hunger Eradication and Poverty Reduction

Men are the major borrowers from all institutions, except the HEPR scheme, where men and women borrow equally, on average.

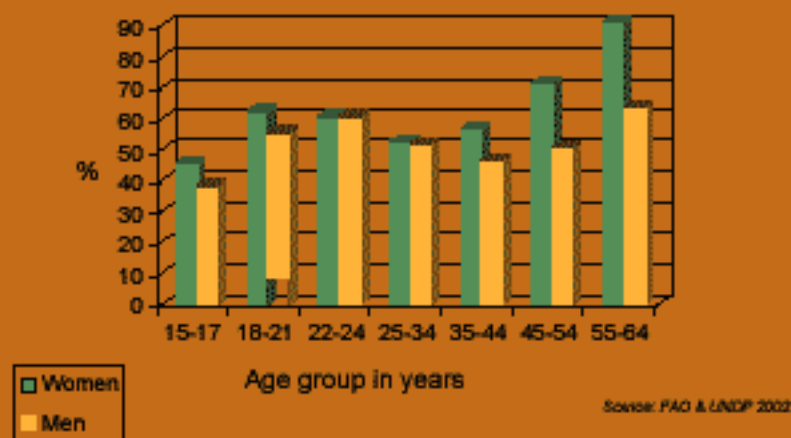
EDUCATION & LITERACY

School Enrolment Rates of Girls and Boys, 1997-1998



Girls and boys of the youngest ages have almost equal school enrolment rates, but a gender gap persists in the older ages.

Proportion of Women and Men with no more than Primary Education, by age, 1997-1998



A gender gap in education has re-emerged for

Women and Men as a proportion of the total illiterate population, 1999



Women constitute over two thirds of the entire illiterate population.

References

- Central Party Commission for Organization and Personnel 2002
- FAO & UNDP 2002 *Gender Differences in the Transitional Economy of Viet Nam: Key Gender Findings Second Viet Nam Living Standards Survey 1997-1998* Ha Noi 2002
- Inter Parliamentary Union 2002 *Women in Parliament*
- MOH 2000 - Ministry of Health 2000 *Health Statistics Yearbook* Ha Noi
- MOH 2002 - AIDS Division Official Statistics Ha Noi
- NCFAW 2000 - National Committee for the Advancement of Women (2000) *Situation Analysis and Policy Recommendations to Promote the Advancement of Women and Gender Equality in Viet Nam*, NCFAW Ha Noi
- NCPFP 2001 - National Committee for Population and Family Planning (2001) *National Population Strategy 2001-2010* Ha Noi
- Office of the National Assembly (2002) *Official Statistics 2002* Ha Noi
- Population And Housing Census 1999 - General Statistics Office 2001* Ha Noi
- Supreme Court Figures 2001
- VMCIS Survey 2001 - *Viet Nam Multi Centre Injury Survey*, Hanoi School of Public Health and UNICEF 2001 - preliminary data.
- VLSS 1998 - General Statistics Office (2000) *1997-1998 Viet Nam Living Standards Survey* Ha Noi Statistical Publishing House

This material is published with the support of the NCFAW-UNDP Netherlands Project VIE01-015-01 Gender in Public Policy, Ha Noi 2002

