

**SPECIAL STUDY**

**DISTRIBUTION OF GRADES:  
COURSES WITH 100 STUDENTS OR MORE  
AND  
“KILLER” COURSES**

**UNIVERSITY OF HAWAI‘I AT MĀNOA  
FALL 2005**

Institutional Research Office

University of Hawai‘i

October 2006

Report available online at: <http://www.hawaii.edu/iro/adhoc>

DISTRIBUTION OF GRADES IN UNDERGRADUATE COURSES WITH 100  
OR MORE STUDENT REGISTRATIONS AND IN "KILLER" COURSES  
UNIVERSITY OF HAWAI'I AT MĀNOA  
FALL 2005

---

Objective

The objective of this study was to examine the grade distributions and credit earned ratios for certain populations of students enrolled in undergraduate level courses at the University of Hawai'i at Mānoa in Fall 2005. The courses of interest were those enrolling 100 or more students and so-called "killer" courses (defined below). The data for the study were taken from the end-of-semester course and registration tables developed by the UH system Institutional Research Office.

Courses with 100 or More Student Registrations

Of the 1,662 undergraduate level courses (courses numbered 70 to 499) offered in Fall 2005, 146 (8.8%) had 100 or more student registrations. 73 courses were at the 100 level, 34 at the 200 level, 34 at the 300 level and 5 at the 400 level. 105 of the courses were in Arts & Sciences, with the greatest number in Natural Sciences (36), followed by Social Sciences (28), Languages, Linguistics and Literature (23) and Humanities (17). 15 courses were in Education and 12 were in Business Administration.

Although these 146 courses accounted for only 8.8% of the courses offered at the undergraduate level, they represented 48% of all registrations in undergraduate level courses. At the 100 level, courses with 100 or more registrations accounted for 79% of all registrations, at the 200 level 53%, at the 300 level 27% and at the 400 level 6%.

The average credit earned ratio in all these courses was 88.1%. This ratio compares favorably to the 88.3% ratio for all undergraduate level courses. Results varied somewhat by course level, with higher ratios at the more advanced course levels. The average credit earned ratios by course level were 86% at the 100 level, 87% at the 200 level, 93% at the 300 level and 92% at the 400 level.

Of the 33,084 student registrations, 3,926 (11.9%) had no credits earned. 1,962 students (5.9%) had failing grades (F) and 1,708 students (5.2%) withdrew. 33% of the students earned A grades, 28% B grades, 20% C grades, and 6% D grades.

"Killer" Courses

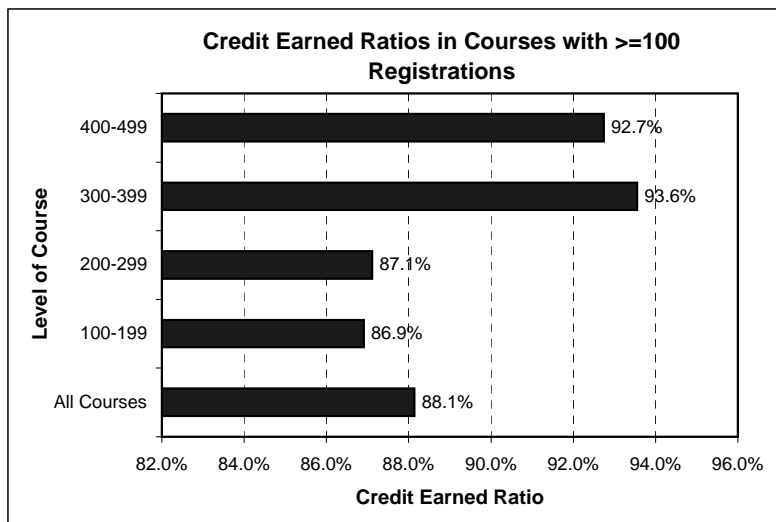
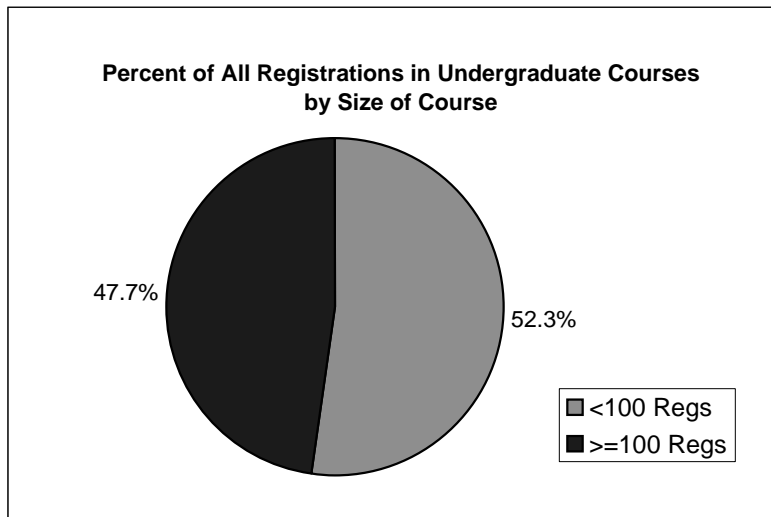
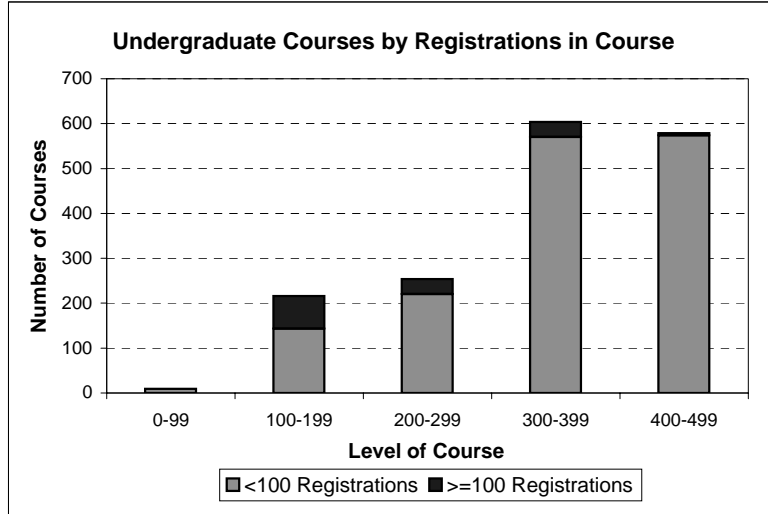
Killer courses were defined by the UH Mānoa Chancellor's Office as courses at the 100 and 200 level (excluding courses numbered 199 and 299) in which 30% or more of the student registrants earned grades of D, F, W or NC. The denominator used in the calculation of the qualifying percentage included all grade types (including I - Incomplete, L - Auditor and No Data).

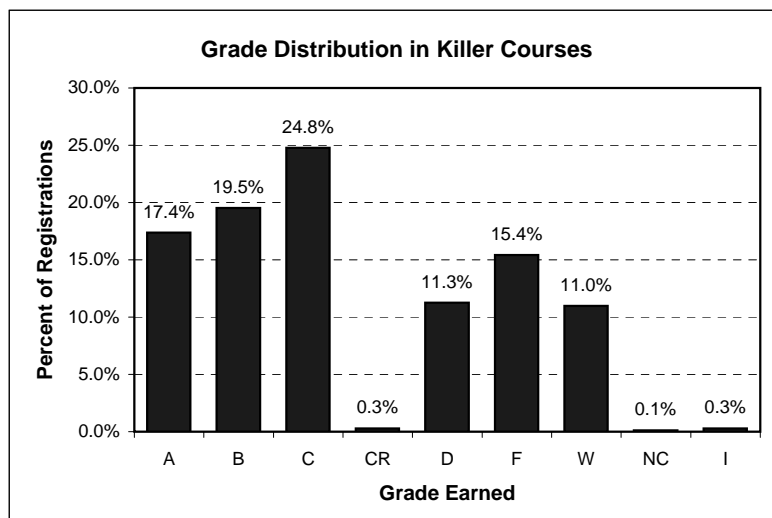
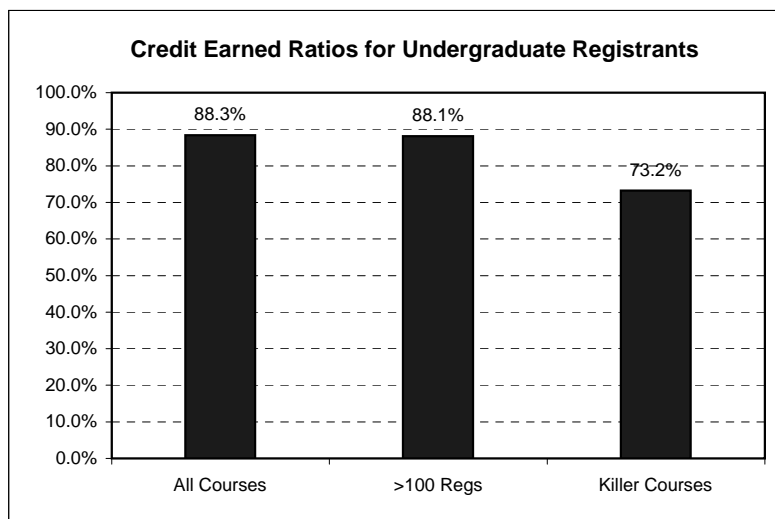
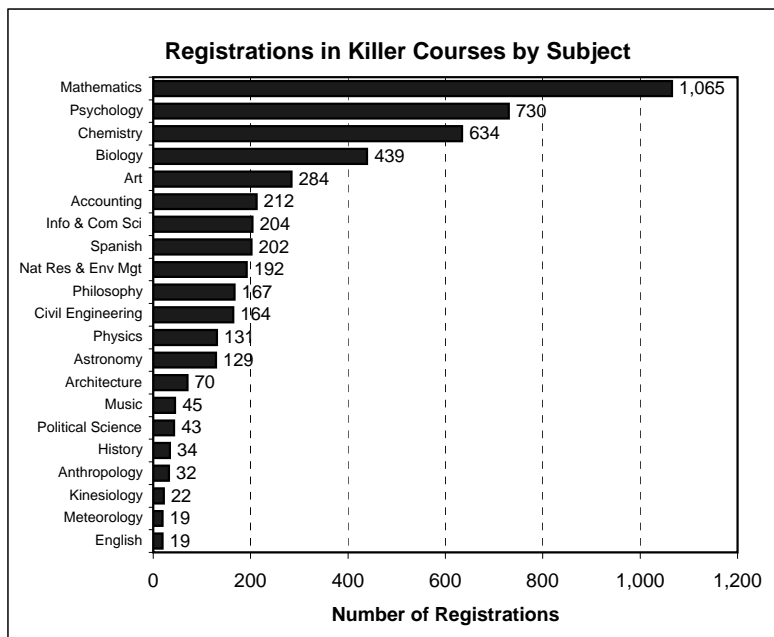
Of the 1,662 undergraduate courses offered in Fall 2005, there were 48 "killer" courses (2.9%). 18 (37.5%) of the courses were at the 100 level while 30 (62.5%) were at the 200 level. 38 of the courses were in Arts and Sciences, with the greatest number in Natural Sciences (23). The subject with the most killer courses was Math with 9 courses (8 courses at the 200 level). Computer science had 4 courses, while Music, Astronomy, Biology and Chemistry had 3 each.

Of the 4,843 student registrations in killer courses, 3,546 earned credits for an average credit earned ratio 73.2%. (Note, this rate is comparable to the rate calculated for the previous section, and includes grades A, B, C, D, and CR only). In contrast, 1,297 students (26.8%) did not earn credits. 1,828 students (37.7%) had grades of D, F, W or NC.

University of Hawai'i Institutional Research Office, October 27, 2006.

DISTRIBUTION OF GRADES IN UNDERGRADUATE COURSES WITH 100 OR MORE STUDENT REGISTRATIONS AND IN "KILLER" COURSES  
 UNIVERSITY OF HAWAI'I AT MANOA  
 FALL 2005





SOURCE: University of Hawai'i, Institutional Research Office, October 2006

TABLE 1  
UNIVERSITY OF HAWAII AT MANOA  
GRADE DISTRIBUTION IN UNDERGRADUATE COURSES WITH 100 OR MORE STUDENT REGISTRATIONS (Percent)  
FALL 2005

Sort by College/Division							Students with Credits Earned						Students with No Credits Earned								
orig sort order	College	Division	Subject	Course	Average	Total	Subtotal	Percent	A	B	C	D	CR	Subtotal	Percent	F	I	NC	W	L	ND
	Course Count =	146	Alpha	Number	Grade	Regs															
1	College of Arts & Sciences	Arts & Humanities	AMST	150	2.77	140	115	82%	20%	40%	15%	7%		25	18%	4%	6%	9%			
2	College of Arts & Sciences	Arts & Humanities	AMST	310	3.37	117	110	94%	61%	27%	3%	2%	1%	7	6%	3%					3%
3	College of Arts & Sciences	Arts & Humanities	ART	175	2.55	219	185	84%	30%	26%	21%	9%		34	16%	11%					5%
4	College of Arts & Sciences	Arts & Humanities	ART	101	3.18	129	115	89%	47%	28%	12%	2%		14	11%	4%				6%	1%
5	College of Arts & Sciences	Arts & Humanities	ART	113	2.04	264	222	84%	9%	26%	31%	18%		42	16%	9%					7%
6	College of Arts & Sciences	Arts & Humanities	HIST	151	3.00	893	838	94%	38%	36%	16%	4%		55	6%	4%	<1%				2%
7	College of Arts & Sciences	Arts & Humanities	HIST	152	2.56	238	197	83%	27%	31%	19%	5%		41	17%	10%					7%
8	College of Arts & Sciences	Arts & Humanities	MUS	419E	3.87	224	221	99%	90%	6%	3%		<1%	3	1%	<1%					1%
9	College of Arts & Sciences	Arts & Humanities	PHIL	100	3.26	135	120	89%	47%	30%	10%	2%		15	11%	4%	2%				5%
10	College of Arts & Sciences	Arts & Humanities	PHIL	101	2.81	125	109	87%	32%	28%	23%	4%		16	13%	6%	1%				6%
11	College of Arts & Sciences	Arts & Humanities	PHIL	110	1.96	106	56	53%	10%	18%	16%	8%	1%	50	47%	18%					29%
12	College of Arts & Sciences	Arts & Humanities	REL	150	2.40	1,044	959	92%	16%	25%	43%	8%		85	8%	4%	<1%	<1%			3%
13	College of Arts & Sciences	Arts & Humanities	SP	251	3.09	236	218	92%	31%	49%	11%	1%		18	8%	2%	2%	<1%			3%
14	College of Arts & Sciences	Arts & Humanities	SP	151	2.76	353	331	94%	22%	44%	18%	7%	1%	22	6%	4%					2%
15	College of Arts & Sciences	Arts & Humanities	SP	455	2.41	119	111	93%	8%	47%	31%	7%		8	7%	6%					1%
16	College of Arts & Sciences	Arts & Humanities	THEA	221	3.24	141	127	90%	48%	36%	2%	4%		14	10%	4%					6%
17	College of Arts & Sciences	Arts & Humanities	THEA	101	3.58	154	139	90%	77%	7%	4%	2%		15	10%	4%	1%				5%
18	College of Arts & Sciences	Lang, Ling & Lit	ENG	100	2.99	742	670	90%	38%	38%	10%	4%		72	10%	6%	1%				3%
19	College of Arts & Sciences	Lang, Ling & Lit	ENG	255	2.83	104	95	91%	21%	44%	21%	5%		9	9%	4%	2%				3%
20	College of Arts & Sciences	Lang, Ling & Lit	ENG	313		104	95	91%					91%	9	9%			6%			3%
21	College of Arts & Sciences	Lang, Ling & Lit	ENG	101	2.84	103	90	87%	35%	29%	14%	10%		13	13%	5%	3%				5%
22	College of Arts & Sciences	Lang, Ling & Lit	ENG	101L	2.89	223	178	80%	29%	35%	13%	3%		45	20%	6%	1%				13%
23	College of Arts & Sciences	Lang, Ling & Lit	ENG	250	3.49	113	103	91%	69%	21%	1%			10	9%	5%	2%	1%			1%
24	College of Arts & Sciences	Lang, Ling & Lit	FR	101	3.07	173	150	87%	43%	26%	14%	1%	2%	23	13%	6%	1%	1%	6%		1%
25	College of Arts & Sciences	Lang, Ling & Lit	FR	201	3.44	120	115	96%	58%	28%	8%	1%	1%	5	4%	1%					3%
26	College of Arts & Sciences	Lang, Ling & Lit	HAW	101	3.39	254	242	95%	57%	23%	10%	3%	1%	12	5%	1%	<1%				3%
27	College of Arts & Sciences	Lang, Ling & Lit	HAW	201	3.15	145	133	92%	48%	28%	11%	5%		12	8%	3%	1%				3%
28	College of Arts & Sciences	Lang, Ling & Lit	ITAL	101	2.95	107	91	85%	36%	24%	19%	3%	4%	16	15%	4%		1%	9%		1%
29	College of Arts & Sciences	Lang, Ling & Lit	JPN	102	3.48	112	110	98%	62%	28%	8%	1%		2	2%	1%					1%
30	College of Arts & Sciences	Lang, Ling & Lit	JPN	201	2.79	141	124	88%	29%	30%	23%	5%	1%	17	12%	6%				6%	
31	College of Arts & Sciences	Lang, Ling & Lit	JPN	100	3.01	138	128	93%	37%	28%	23%	4%	1%	10	7%	1%				5%	1%
32	College of Arts & Sciences	Lang, Ling & Lit	JPN	202	3.24	108	107	99%	45%	34%	19%	1%		1	1%						1%
33	College of Arts & Sciences	Lang, Ling & Lit	LING	102	3.11	262	204	78%	52%	16%	8%	2%		58	22%	10%					12%
34	College of Arts & Sciences	Lang, Ling & Lit	LING	100	2.87	267	204	76%	40%	22%	11%	3%		63	24%	11%	<1%				12%
35	College of Arts & Sciences	Lang, Ling & Lit	LLEA	122	2.75	100	86	86%	28%	39%	13%	6%		14	14%	8%		1%			5%
36	College of Arts & Sciences	Lang, Ling & Lit	LLL	150	2.45	101	77	76%	24%	30%	15%	8%		24	24%	13%	3%				8%
37	College of Arts & Sciences	Lang, Ling & Lit	SPAN	201	2.56	202	146	72%	20%	32%	15%	3%	1%	56	28%	10%		<1%			17%
38	College of Arts & Sciences	Lang, Ling & Lit	SPAN	102	2.72	212	180	85%	27%	31%	22%	3%	1%	32	15%	6%					9%
39	College of Arts & Sciences	Lang, Ling & Lit	SPAN	101	2.58	229	209	91%	19%	37%	27%	8%	1%	20	9%	4%					4%
40	College of Arts & Sciences	Lang, Ling & Lit	SPAN	202	2.92	161	149	93%	34%	38%	16%	5%	1%	12	7%	4%					4%
41	College of Arts & Sciences	Natural Sciences	ASTR	110	2.46	385	321	83%	21%	26%	26%	10%		64	17%	8%					9%
42	College of Arts & Sciences	Natural Sciences	BIOL	171L	2.42	429	374	87%	25%	20%	30%	12%		55	13%	8%					4%
43	College of Arts & Sciences	Natural Sciences	BIOL	171	3.28	283	259	92%	59%	22%	9%	2%		24	8%	6%					3%
44	College of Arts & Sciences	Natural Sciences	BIOL	101	2.96	468	416	89%	38%	32%	15%	4%		52	11%	4%	<1%				7%
45	College of Arts & Sciences	Natural Sciences	BIOL	101L	2.07	433	343	79%	14%	25%	25%	15%		90	21%	15%	<1%				6%
46	College of Arts & Sciences	Natural Sciences	BIOL	265	2.31	262	226	86%	13%	31%	33%	9%		36	14%	10%					4%
47	College of Arts & Sciences	Natural Sciences	BIOL	265L	3.24	251	221	88%	51%	25%	10%	1%		30	12%	4%					8%
48	College of Arts & Sciences	Natural Sciences	BIOL	375	2.72	160	151	94%	19%	39%	32%	4%		9	6%	1%	2%				3%
49	College of Arts & Sciences	Natural Sciences	BIOL	375L	3.13	155	146	94%	41%	34%	16%	3%		9	6%	3%	1%				2%
50	College of Arts & Sciences	Natural Sciences	CHEM	161	1.82	337	256	76%	11%	12%	40%	13%		81	24%	17%					7%
51	College of Arts & Sciences	Natural Sciences	CHEM	161L	3.17	145	128	88%	37%	42%	8%	1%		17	12%	3%		1%			8%

TABLE 1 (cont.)

		Sort by College/Division					Students with Credits Earned						Students with No Credits Earned								
orig sort order	College	Division	Subject	Course	Average	Total	Subtotal	Percent	A	B	C	D	CR	Subtotal	Percent	F	I	NC	W	L	ND
		Course Count = 146	Alpha	Number	Grade	Regs															
52	College of Arts & Sciences	Natural Sciences	CHEM	151	2.32	526	469	89%	19%	20%	36%	13%	<1%	57	11%	8%			3%	<1%	
53	College of Arts & Sciences	Natural Sciences	CHEM	272	3.21	500	466	93%	43%	40%	10%	1%		34	7%	3%			3%		
54	College of Arts & Sciences	Natural Sciences	CHEM	272L	2.18	177	150	85%	10%	25%	41%	8%		27	15%	8%			7%		
55	College of Arts & Sciences	Natural Sciences	CHEM	162	3.12	108	97	90%	32%	43%	14%	1%		11	10%	2%			8%		
56	College of Arts & Sciences	Natural Sciences	CHEM	151L	2.12	283	234	83%	12%	19%	36%	16%	<1%	49	17%	9%			8%		
57	College of Arts & Sciences	Natural Sciences	CHEM	162L	3.33	205	182	89%	45%	40%	2%	1%	<1%	23	11%	2%			9%		
58	College of Arts & Sciences	Natural Sciences	ICS	101	3.17	558	501	90%	50%	27%	9%	3%	<1%	57	10%	5%	1%		4%		
59	College of Arts & Sciences	Natural Sciences	MATH	100	2.40	687	579	84%	23%	22%	28%	11%	<1%	108	16%	9%	<1%	<1%	6%		
60	College of Arts & Sciences	Natural Sciences	MATH	241	1.84	174	125	72%	10%	20%	34%	8%		49	28%	23%			5%		
61	College of Arts & Sciences	Natural Sciences	MATH	140	2.08	110	80	73%	12%	25%	25%	10%	1%	30	27%	16%	1%		10%		
62	College of Arts & Sciences	Natural Sciences	MATH	242	2.12	273	196	72%	16%	19%	25%	10%	<1%	77	28%	14%		<1%	14%	<1%	
63	College of Arts & Sciences	Natural Sciences	MATH	243	1.78	143	99	69%	11%	8%	40%	9%	1%	44	31%	18%			13%		
64	College of Arts & Sciences	Natural Sciences	MATH	215	2.23	134	104	78%	11%	23%	32%	11%		30	22%	7%		1%	14%		
65	College of Arts & Sciences	Natural Sciences	MICR	130	2.89	144	132	92%	35%	35%	15%	6%		12	8%	6%	1%		2%		
66	College of Arts & Sciences	Natural Sciences	MICR	461	2.49	112	88	79%	23%	24%	24%	7%		24	21%	10%	1%			2%	
67	College of Arts & Sciences	Natural Sciences	PHYS	151	2.87	103	99	96%	35%	33%	19%	9%		4	4%	3%			9%		
68	College of Arts & Sciences	Natural Sciences	PHYS	151L	2.53	211	173	82%	22%	32%	24%	3%		38	18%	11%			7%		
69	College of Arts & Sciences	Natural Sciences	PHYS	152	2.96	189	148	78%	30%	31%	18%			41	22%	5%			16%		
70	College of Arts & Sciences	Natural Sciences	PHYS	152L	2.77	157	131	83%	34%	25%	17%	7%		26	17%	8%	2%		7%		
71	College of Arts & Sciences	Natural Sciences	PHYS	170	2.96	134	114	85%	28%	40%	16%	1%	1%	20	15%	5%			10%		
72	College of Arts & Sciences	Natural Sciences	PHYS	170L	2.30	131	86	66%	18%	18%	23%	6%		45	34%	12%			22%		
73	College of Arts & Sciences	Natural Sciences	PHYS	272	3.06	116	97	84%	31%	40%	13%			19	16%	4%			12%		
74	College of Arts & Sciences	Natural Sciences	PHYS	100	2.34	106	90	85%	17%	24%	34%	10%		16	15%	8%			7%		
75	College of Arts & Sciences	Natural Sciences	PHYS	272L	3.05	100	93	93%	30%	36%	27%			7	7%				7%		
76	College of Arts & Sciences	Natural Sciences	ZOOL	101	3.32	198	181	91%	48%	33%	10%			17	9%	2%	2%		5%		
77	College of Arts & Sciences	Other Arts & Sciences	CAS	110	3.65	220	216	98%	78%	14%	7%			4	2%	2%					
78	College of Arts & Sciences	Social Sciences	ANTH	152	2.70	365	339	93%	23%	42%	22%	5%	<1%	26	7%	4%	<1%		2%		
79	College of Arts & Sciences	Social Sciences	ANTH	151	2.68	398	355	89%	26%	32%	22%	8%		43	11%	5%	3%		3%		
80	College of Arts & Sciences	Social Sciences	COM	201	2.82	127	113	89%	17%	55%	12%	5%		14	11%	4%			2%	5%	
81	College of Arts & Sciences	Social Sciences	ECON	130	2.47	731	662	91%	13%	36%	33%	8%	<1%	69	9%	4%			5%	1%	
82	College of Arts & Sciences	Social Sciences	ECON	131	2.43	496	423	85%	16%	36%	26%	8%		73	15%	9%	<1%	<1%	5%		
83	College of Arts & Sciences	Social Sciences	ECON	321	2.77	153	137	90%	25%	37%	22%	5%		16	10%	5%		1%	5%		
84	College of Arts & Sciences	Social Sciences	ES	101	3.31	194	174	90%	54%	25%	8%	2%		20	10%	4%	3%		4%		
85	College of Arts & Sciences	Social Sciences	ES	330	3.16	160	147	92%	43%	34%	14%	1%		13	8%	4%	1%		4%		
86	College of Arts & Sciences	Social Sciences	GEOG	102	2.46	251	218	87%	19%	31%	30%	7%		33	13%	8%			5%	<1%	
87	College of Arts & Sciences	Social Sciences	GEOG	101	3.09	105	90	86%	34%	43%	9%			15	14%	5%			10%		
88	College of Arts & Sciences	Social Sciences	GEOG	101L	2.62	285	268	94%	14%	43%	34%	4%		17	6%	3%			3%		
89	College of Arts & Sciences	Social Sciences	GEOG	151	2.47	104	90	87%	21%	32%	27%	7%		14	13%	11%			3%		
90	College of Arts & Sciences	Social Sciences	POLS	110	3.12	152	133	88%	41%	32%	11%	4%		19	13%	3%	1%		8%		
91	College of Arts & Sciences	Social Sciences	POLS	315	2.85	117	100	85%	26%	35%	22%	2%		17	15%	5%	3%		7%		
92	College of Arts & Sciences	Social Sciences	PSY	100	2.43	730	498	68%	40%	15%	10%	4%		232	32%	25%	<1%		6%		
93	College of Arts & Sciences	Social Sciences	PSY	250	2.50	132	103	78%	28%	25%	16%	8%	1%	29	22%	14%	2%		7%		
94	College of Arts & Sciences	Social Sciences	PSY	371	2.89	148	130	88%	39%	25%	18%	5%	1%	18	12%	7%			5%		
95	College of Arts & Sciences	Social Sciences	PSY	325	2.58	233	219	94%	22%	33%	27%	13%		14	6%	4%			2%		
96	College of Arts & Sciences	Social Sciences	PSY	240	2.74	144	103	72%	16%	34%	17%	5%		41	28%	2%			26%		
97	College of Arts & Sciences	Social Sciences	PSY	322	2.86	173	155	90%	32%	38%	17%	3%		18	10%	7%			3%		
98	College of Arts & Sciences	Social Sciences	PSY	341	3.03	141	132	94%	33%	40%	18%	2%		9	6%	1%	1%		4%		
99	College of Arts & Sciences	Social Sciences	PSY	212	2.63	178	158	89%	28%	29%	23%	9%		20	11%	7%			4%		
100	College of Arts & Sciences	Social Sciences	SOC	100	2.60	439	381	87%	27%	23%	28%	8%	<1%	58	13%	6%	1%		6%		
101	College of Arts & Sciences	Social Sciences	SOC	333	2.62	106	98	92%	21%	32%	28%	10%	1%	8	8%	2%	1%		5%		
102	College of Arts & Sciences	Social Sciences	SOC	300	2.35	112	81	72%	19%	26%	23%	4%		31	28%	14%	2%		12%		
103	College of Arts & Sciences	Social Sciences	SOC	231	2.69	119	113	95%	8%	59%	25%	3%		6	5%	1%	1%		3%		
104	College of Arts & Sciences	Social Sciences	SOC	336	2.30	105	90	86%	20%	23%	30%	13%		15	14%	10%	1%		3%		
105	College of Arts & Sciences	Social Sciences	WS	151	3.04	109	91	83%	39%	29%	14%	1%	1%	18	17%	6%	1%	1%	9%		
106	College of Business Admin	Accounting	ACC	201	2.18	349	289	83%	11%	25%	33%	13%		60	17%	9%	<1%		8%		
107	College of Business Admin	Accounting	ACC	202	1.47	212	145	68%	4%	10%	34%	21%		67	32%	23%			9%		
108	College of Business Admin	Business	BUS	310	3.64	101	98	97%	70%	27%				3	3%		1%		2%		

