

**Fall 2006 Fact Sheet**  
**International Student Services**  
**University of Hawai'i at Manoa**

The International Student Services (ISS) monitors the academic and visa status of foreign citizens who enroll at UHM under a non-immigrant student visa. In addition to the **1,779** currently registered students, **205** graduates remain for a limited period of practical training experience (employment), under the visa sponsorship of the University.

**International Student Data**


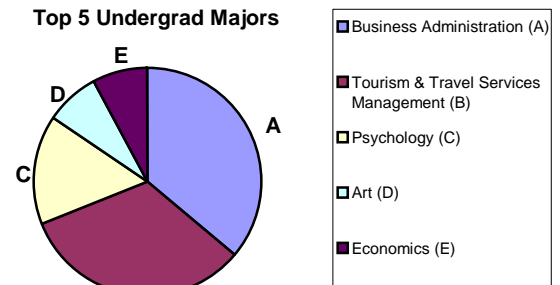
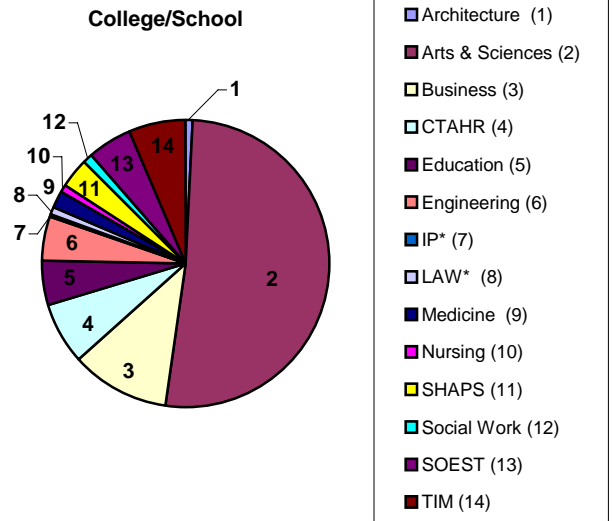
	Undergraduate						Graduate						Totals	
	Male		Female		Total		Male		Female		Total		#	%
	#	%	#	%	#	%	#	%	#	%	#	%		
<b>Registered Int'l Students</b>	<b>283</b>	<b>16</b>	<b>485</b>	<b>27</b>	<b>768</b>	<b>43</b>	<b>478</b>	<b>26</b>	<b>533</b>	<b>31</b>	<b>1011</b>	<b>57</b>	<b>1779</b>	<b>100</b>
<b>Practical Training</b>													<b>205</b>	<b>100</b>

College/School	U	G	Total	%
Architecture	8	9	17	0.96%
Arts & Sciences <sup>+</sup>	382	528	910	51.15%
Business	134	67	201	11.30%
CTAHR*	37	87	124	6.97%
Education	36	49	85	8.49%
Engineering	14	78	92	5.17%
IP*	2	2	4	0.22%
LAW	0	17	17	0.96%
Medicine	10	21	31	1.74%
Nursing	14	3	17	0.96%
SHAPS	10	50	60	3.37%
Social Work	7	13	20	1.12%
SOEST*	8	79	87	4.89%
TIM*	106	8	114	6.41%
<b>Total</b>	<b>768</b>	<b>1011</b>	<b>1779</b>	<b>100.00%</b>

<sup>+</sup>Arts & Sciences includes students with undeclared major  
 \*CTAHR – College of Tropical Agriculture and Human Resources  
 \*IP– Interdisciplinary Program  
 \*SHAPS – School of Hawai'ian, Asian, and Pacific Studies  
 \*SOEST – School of Ocean & Earth Science & Technology  
 \*TIM – School of Travel Industry Management

Top 5 Majors	
Undergraduate	Total
Business Administration	113
Tourism & Travel Services Management	103
Psychology	49
Art	25
Economics	24
Graduate	Total
Second Language Studies/Acquisition	69
Linguistics	52
Business Administration	42
Sociology	40
Electrical Engineering	39

Visa	Total
F1	1553
J1	226
<b>Total</b>	<b>1779</b>



## COUNTRIES

ISS monitors and reports on International Students who are in F-1 or J-1 student visa status. Excluded are students from Guam and Northern Mariana Islands (who are US citizens), American Samoa (US nationals), and students from Federated States of Micronesia, Marshall Islands and Palau (Belau) who enter without a visa per Free Association with the US.

AFRICA	#
Benin	1
Bhutan	2
Cape Verde	1
Egypt	2
Ghana	3
Kenya	4
Maldives	1
Mali	1
Senegal	2
South Africa	3
Tanzania	1
Zambia	1
Zimbabwe	2
<b>Total in Region</b>	<b>24</b>

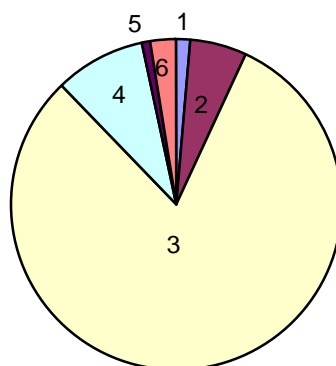
AMERICA	#
Argentina	4
Bolivia	1
Brazil	6
Canada	65
Colombia	6
Costa Rica	2
Mexico	4
Panama	2
Paraguay	1
Peru	4
Trinidad and Tobago	1
Venezuela	3
<b>Total in Region</b>	<b>99</b>

ASIA	#
Bangladesh	7
Burma	5
Cambodia	8
China	189
East Timor	1
Hong Kong	32
India	46
Indonesia	44
Japan	592
Kyrgyzstan	1
Laos	2
Macau	5
Malaysia	23
Mongolia	9
Myanmar	2
Nepal	16
Philippines	40
Singapore	17
South Korea	225
Sri Lanka	8
Taiwan	76
Thailand	48
Turkey	2
Vietnam	39
<b>Total in Region</b>	<b>1437</b>


EUROPE	#
Austria	4
Belgium	5
Bulgaria	4
Croatia	1
Cyprus	1
Denmark	4
Finland	2
France	15
Germany	33
Hungary	2
Ireland	1
Italy	8
Latvia	1
Netherlands	3
Norway	20
Poland	8
Portugal	3
Romania	2
Russia	2
Serbia & Montenegro	5
Slovenia	2
Spain	4
Sweden	8
Switzerland	7
Ukraine	1
United Kingdom	14
<b>Total in Region</b>	<b>160</b>

MIDDLE EAST	#
Iran	4
Iraq	2
Israel	3
Pakistan	3
Saudi Arabia	1
<b>Total in Region</b>	<b>13</b>

OCEANIA	#
Australia	21
Fiji	2
French Polynesia	1
New Caledonia	1
New Zealand	15
Samoa (Western)	6
<b>Total in Region</b>	<b>46</b>



Geographic Regions



**Top 5 Countries Overall: Japan, South Korea, China, Taiwan, Canada**

**Top 5 Countries (Undergraduate): Japan, South Korea, China, Canada, Taiwan**

**Top 5 Countries (Graduate): Japan, China, South Korea, Taiwan, India**

**Total Students:**  
**Total Countries:**

**1779**  
**86**

