


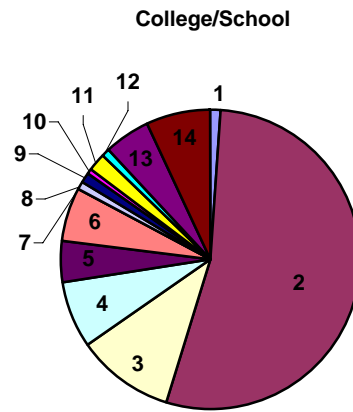
**Spring 2007 Fact Sheet
International Student Services
University of Hawai'i at Manoa**

The International Student Services (ISS) monitors the academic and visa status of foreign citizens who enroll at UHM under a non-immigrant student visa. In addition to the **1,643** currently registered students, **198** graduates remain for a limited period of practical training experience (employment), under the visa sponsorship of the University.

International Student Data

	Undergraduate						Graduate						Totals	
	Male		Female		Total		Male		Female		Total		#	%
	#	%	#	%	#	%	#	%	#	%	#	%		
Registered Int'l Students	292	18	484	29	776	47	404	25	463	28	867	53	1643	100
Practical Training													198	100


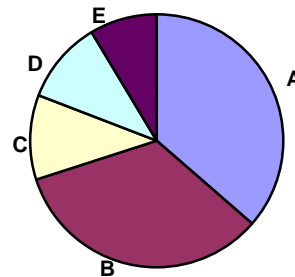
College/School	U	G	Total	%
Architecture	10	8	18	1.10%
Arts & Sciences ⁺	419	464	883	53.74%
Business	125	46	171	10.41%
CTAHR*	46	78	119	7.24%
Education	28	47	75	4.56%
Engineering	15	77	92	5.60%
IP*	2	1	3	0.18%
LAW	5	10	15	0.91%
Medicine	1	16	17	1.03%
Nursing	8	2	10	0.61%
SHAPS	6	22	28	1.70%
Social Work	6	11	17	1.03%
SOEST*	14	66	80	4.87%
TIM*	103	12	115	7.00%
Total	783	860	1643	100.00%




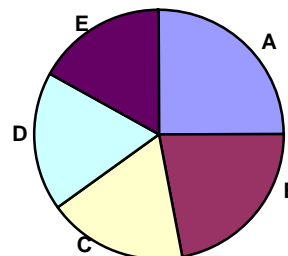
⁺Arts & Sciences includes students with undeclared major
 *CTAHR – College of Tropical Agriculture and Human Resources
 *IP– Interdisciplinary Program
 *SHAPS – School of Hawai’ian, Asian, and Pacific Studies
 *SOEST – School of Ocean & Earth Science & Technology
 *TIM – School of Travel Industry Management

Top 5 Majors	
Undergraduate	Total
Business Administration	110
Tourism & Travel Services Management	102
Psychology	33
Art	32
Economics	26
Graduate	Total
Second Language Studies/Acquisition	51
Linguistics	45
Agricultural/Biological Engineering	37
Electrical Engineering	37
Economics	35

Top 5 Undergrad Majors



Top 5 Graduate Majors



Visa	Total
F1	1450
J1	193
Total	1643

