

EDUCATION GRADUATES

Student Data

The attached wage figures are for students who graduated from the University of Hawaii in academic years 2008 to 2010 in the Education CIP, excluding:

- Students who previously earned a higher degree
- Students who were still enrolled anytime three years after graduation

If a student earned more than one degree, the higher degree was used.

Wage Data

Does not include those with no SSN match.

Based on state DLIR unemployment insurance (UI) and federal labor data. State UI data includes covered employees in Hawaii, and therefore excludes the self-employed, federal employees, and employees in other states. Federal labor data does not include Department of Defense employees.

If a person had more than one employer in a given time period, the industry of the employer who paid the highest wages is used, and the wage is the sum of wages from all employers.

A person is "employed" if they earned wages in all four quarters of a year.

Employment data is available at the industry level, not occupation or specific employer.

Summary

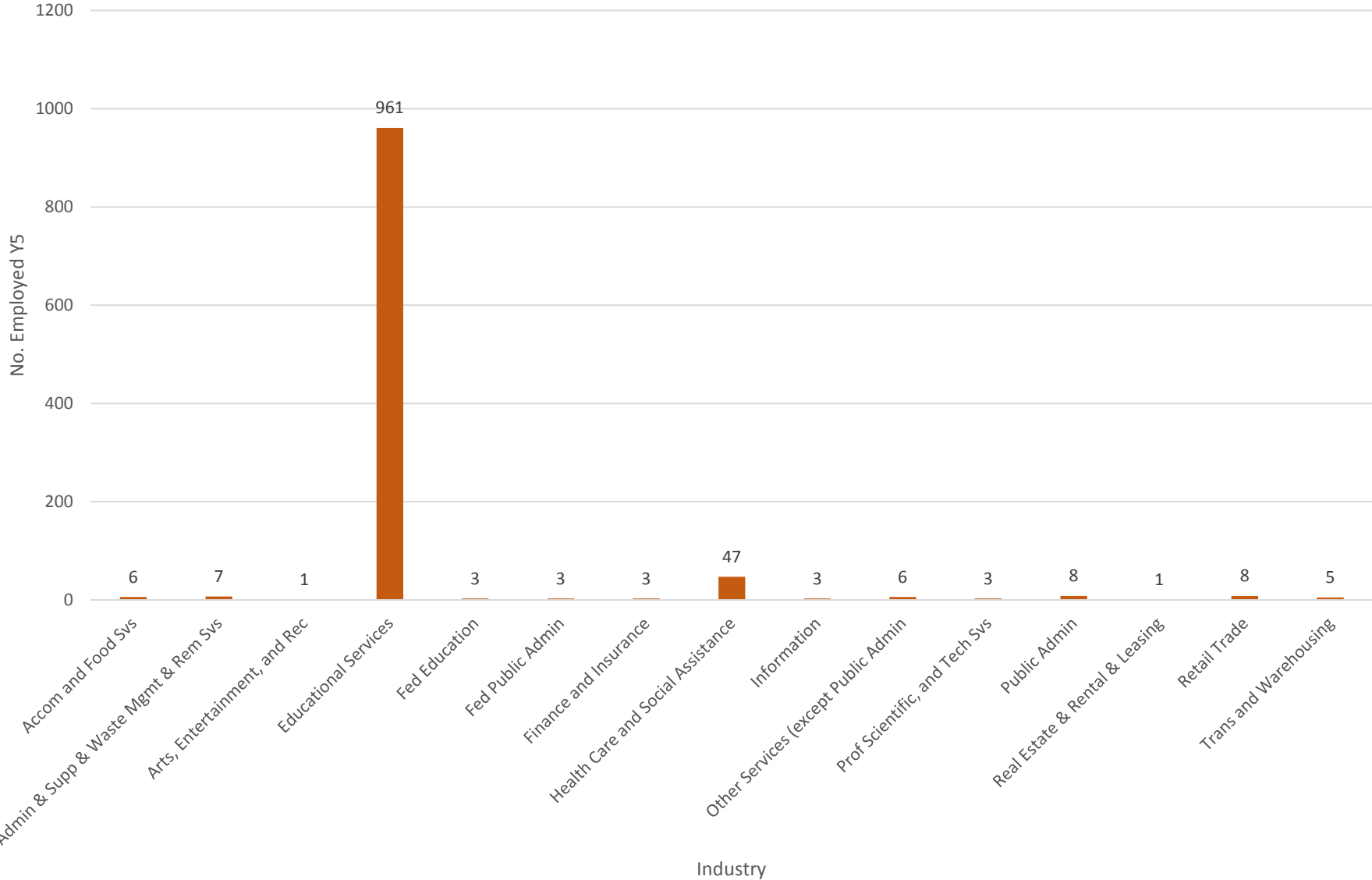
Total Graduates AY 2008-10	23,114
No SSN	-1,405
With SSN, But No Employment Record	-4,570
Balance	17,139
Education CIP Graduates	2,112
Still Enrolled or Higher Prev Degree	-426
Education CIP Grads Included in Analysis	1,686
No. Employed Year 1	1,148
%	68.1%
No. Employed Year 3	1,138
%	67.5%
No. Employed Year 5	1,065
%	63.2%

AY 2008, 2009, 2010 Education CIP Graduates

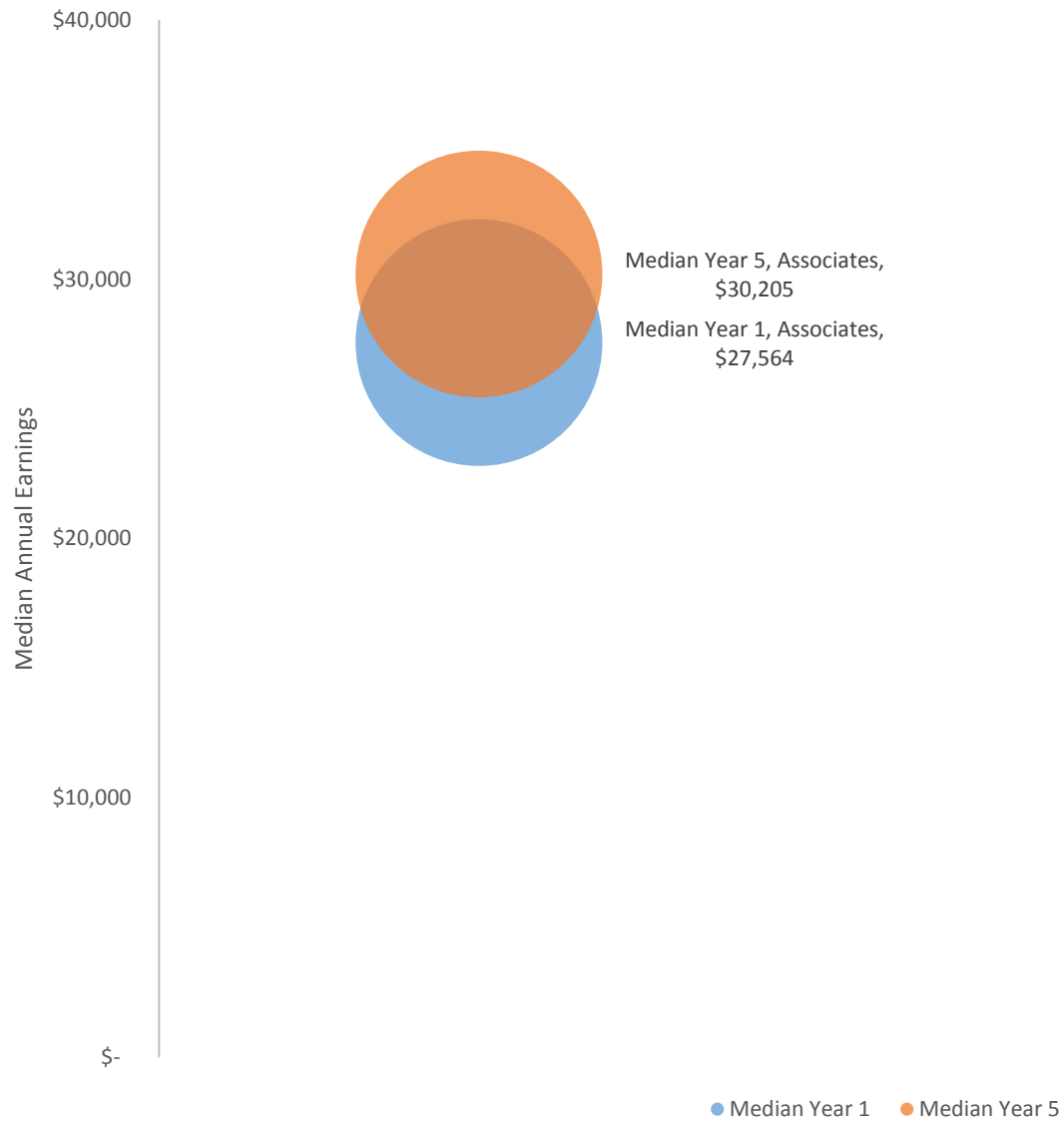
Degree Type	Year 1				Year 5			
	N	Median	Min	Max	N	Median	Min	Max
Certificate								
Associates	51	\$ 27,564	\$ 7,828	\$ 94,277	54	\$ 30,205	\$ 8,969	\$ 69,360
Bachelors Manoa	294	\$ 41,632	\$ 2,884	\$ 63,205	284	\$ 47,117	\$ 10,985	\$ 69,847
Bachelors Hilo								
Bachelors West Oahu	6	\$ 39,361	\$ 38,423	\$ 43,414	6	\$ 47,360	\$ 21,155	\$ 54,142
Masters Manoa	579	\$ 56,512	\$ 2,480	\$ 127,160	501	\$ 58,632	\$ 3,485	\$ 164,866
Masters Hilo	23	\$ 65,125	\$ 53,288	\$ 78,154	23	\$ 66,552	\$ 42,281	\$ 86,126
Post Bacc Manoa	103	\$ 46,584	\$ 7,465	\$ 76,769	101	\$ 50,137	\$ 12,027	\$ 86,199
Post Bacc Hilo	72	\$ 32,850	\$ 2,147	\$ 65,667	76	\$ 49,858	\$ 1,466	\$ 74,837
Doctorate Manoa	20	\$ 76,827	\$ 23,993	\$ 109,088	20	\$ 76,037	\$ 27,278	\$ 95,743
Doctorate Hilo								

Includes those who worked all four quarters in a year. Excludes still enrolled and those with a higher previous degree.

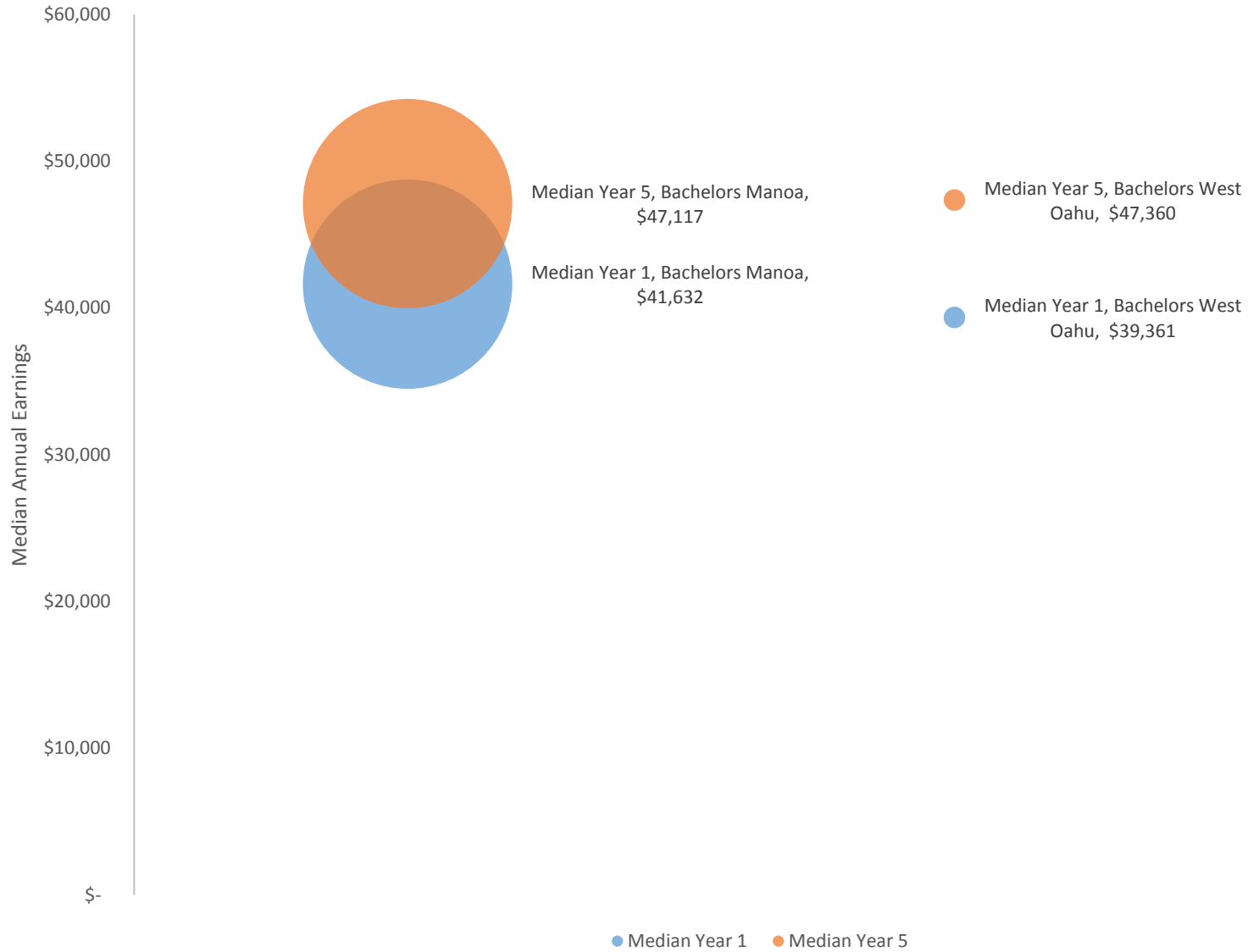
No. Employed in Year 5 by Industry
Education CIP, All Degrees



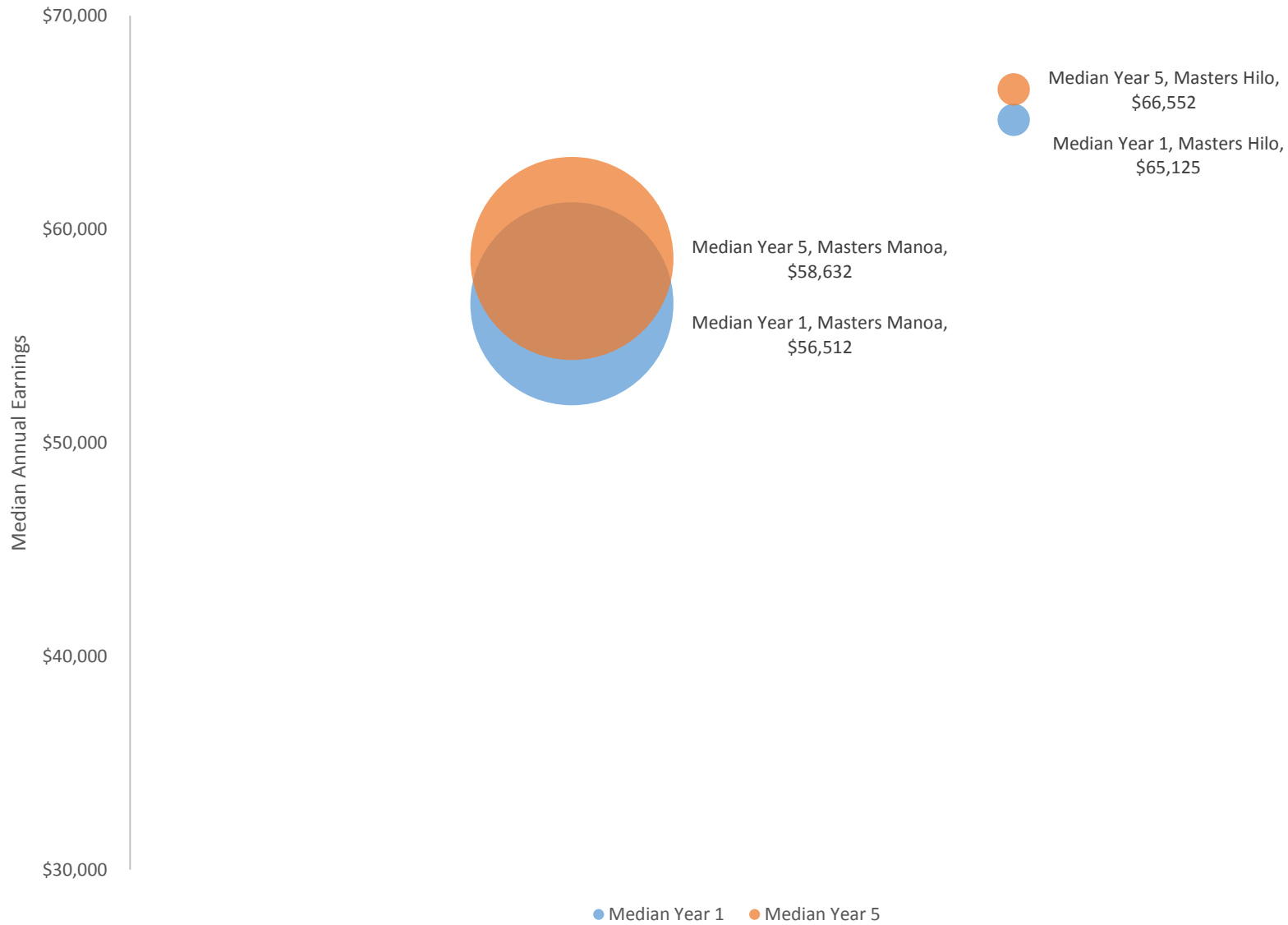
Median Annual Earnings, Education CIP
Associates Graduates
(Bubble size indicates relative number of graduates in program)



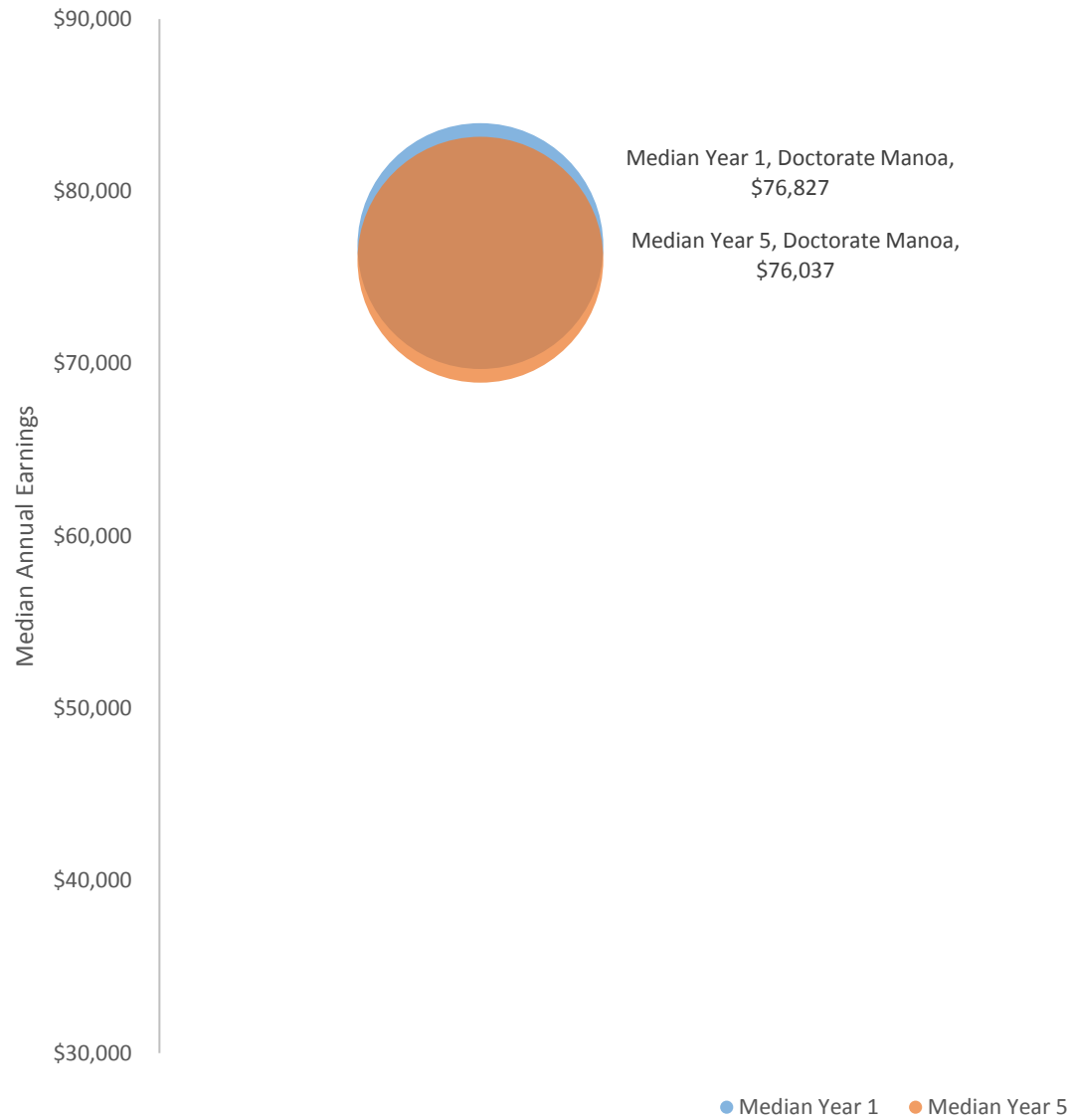
Median Annual Earnings, Education CIP Bachelors Graduates (Bubble size indicates relative number of graduates in program)



Median Annual Earnings, Education CIP
Masters Graduates
(Bubble size indicates relative number of graduates in program)



Median Annual Earnings, Education CIP
Doctorate Graduates
(Bubble size indicates relative number of graduates in program)



Median Annual Earnings, Education CIP
Post Baccalaureate Graduates
(Bubble size indicates relative number of graduates in program)

