

## TOURISM MAJOR GRADUATES

### Student Data

The attached wage figures are for students who graduated from the University of Hawaii in academic years 2008 to 2010 with a major in Hospitality & Tourism, Hotel Operations, Hotel/Restaurant Operations, Travel & Tourism, or Travel Industry Management, excluding:

- Students who previously earned a higher degree
- Students who were still enrolled anytime three years after graduation

If a student earned more than one degree, the higher degree was used.

### Wage Data

Does not include those with no SSN match.

Based on state DLIR unemployment insurance (UI) and federal labor data. State UI data includes covered employees in Hawaii, and therefore excludes the self-employed, federal employees, and employees in other states. Federal labor data does not include Department of Defense employees.

If a person had more than one employer in a given time period, the industry of the employer who paid the highest wages is used, and the wage is the sum of wages from all employers.

A person is "employed" if they earned wages in all four quarters of a year.

Employment data is available at the industry level, not occupation or specific employer.

### Summary

Total Graduates AY 2008-10	23,114
No SSN	-1,405
With SSN, But No Employment Record	-4,570
Balance	17,139
Tourism Major Graduates	589
Still Enrolled or Higher Prev Degree	-88
Tourism Major Grads Included in Analysis	501
No. Employed Year 1	231
%	46.1%
No. Employed Year 3	207
%	41.3%
No. Employed Year 5	185
%	36.9%

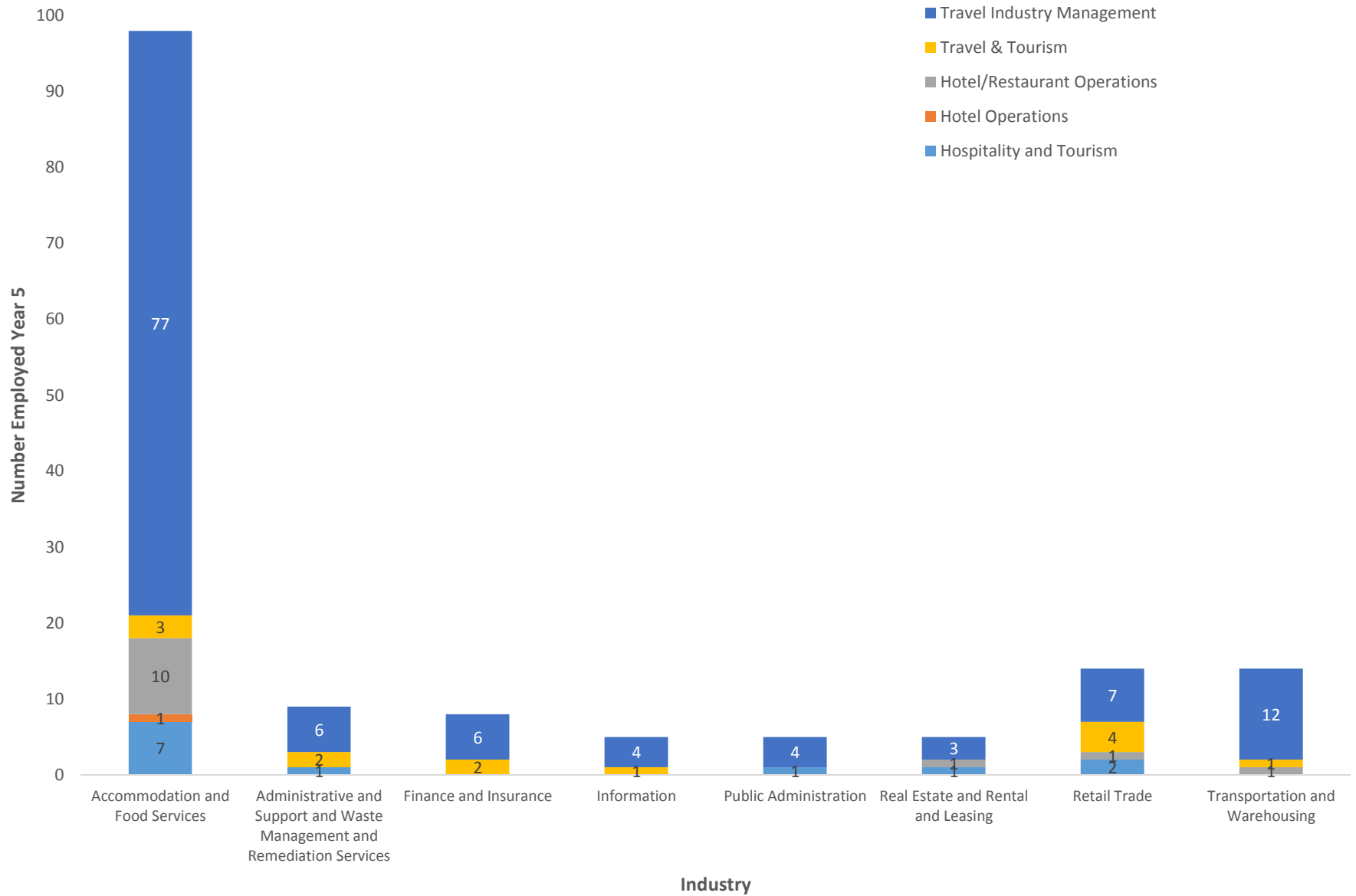
AY 2008, 2009, 2010 Tourism Graduates

Degree Type	Year 1				Year 5			
	N	Median	Min	Max	N	Median	Min	Max
Associates	53	\$ 27,131	\$ 2,180	\$ 59,857	43	\$ 35,600	\$ 10,282	\$ 101,962
Bachelors Manoa	175	\$ 30,548	\$ 2,804	\$ 77,238	139	\$ 44,773	\$ 1,004	\$ 219,412
Masters Manoa	3	\$ 43,669	\$ 37,715	\$ 52,145	3	\$ 50,742	\$ 43,643	\$ 75,975

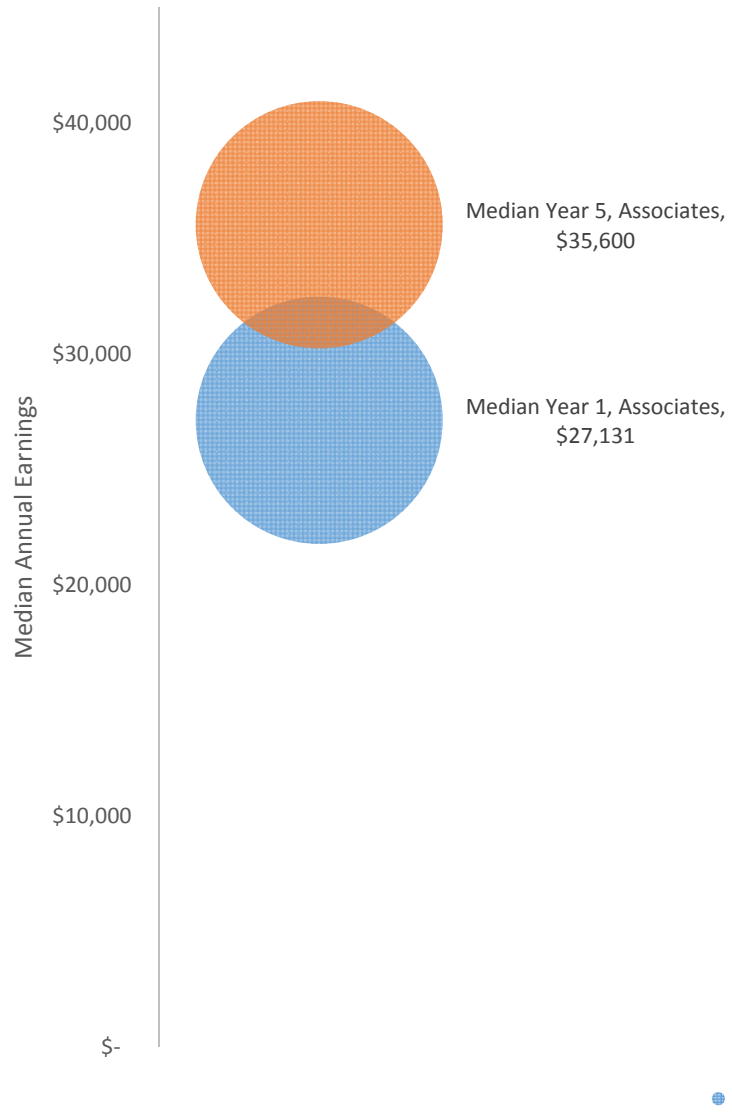
Includes those who worked all four quarters in a year. Excludes still enrolled and those with a higher previous degree.  
 Tourism includes graduates in the following majors: Hospitality & Tourism, Hotel Operations, Hotel/Restaurant Operations, Travel & Tourism, and Travel Industry Management.

# No. Employed by Selected Industries

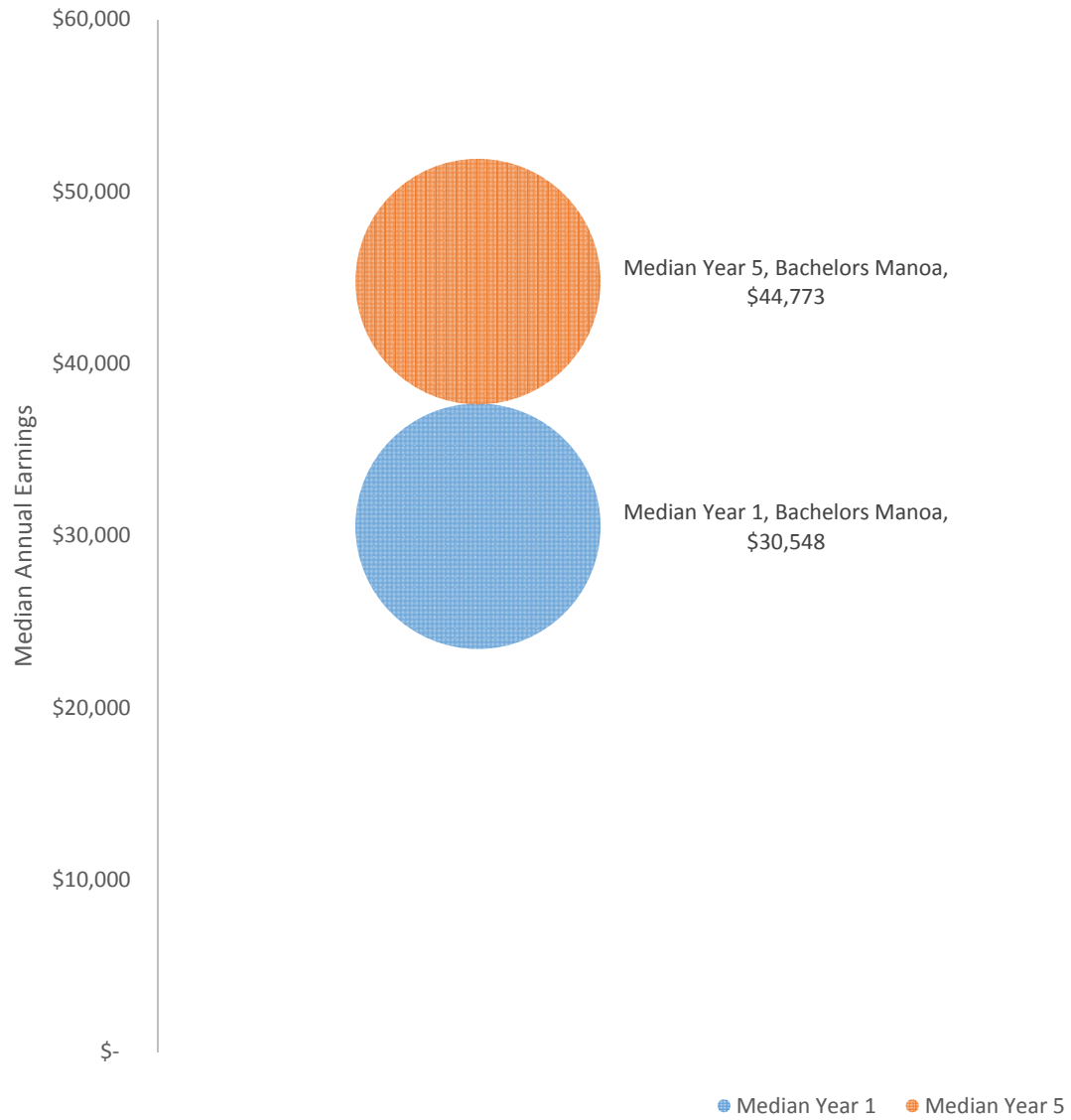
## Tourism Majors, All Degrees



**Median Annual Earnings, Tourism Majors**  
**Associates Graduates**  
(Bubble size indicates relative number of graduates in program)



**Median Annual Earnings, Tourism Majors**  
**Bachelors Graduates**  
(Bubble size indicates relative number of graduates in program)



**Median Annual Earnings, Tourism Majors**  
**Masters Graduates**  
(Bubble size indicates relative number of graduates in program)

