

*15 TO FINISH*  
SUMMARY ANALYSIS  
FALL 2015

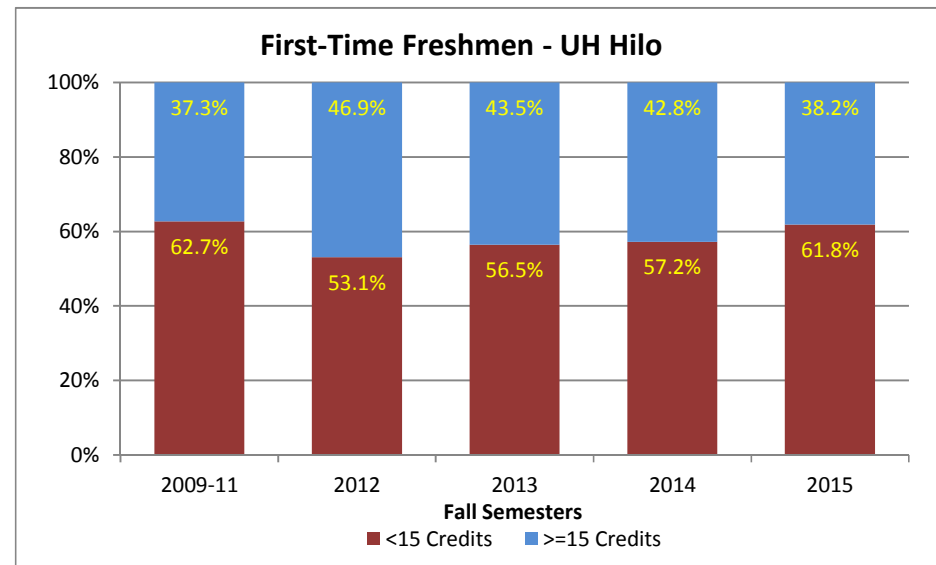
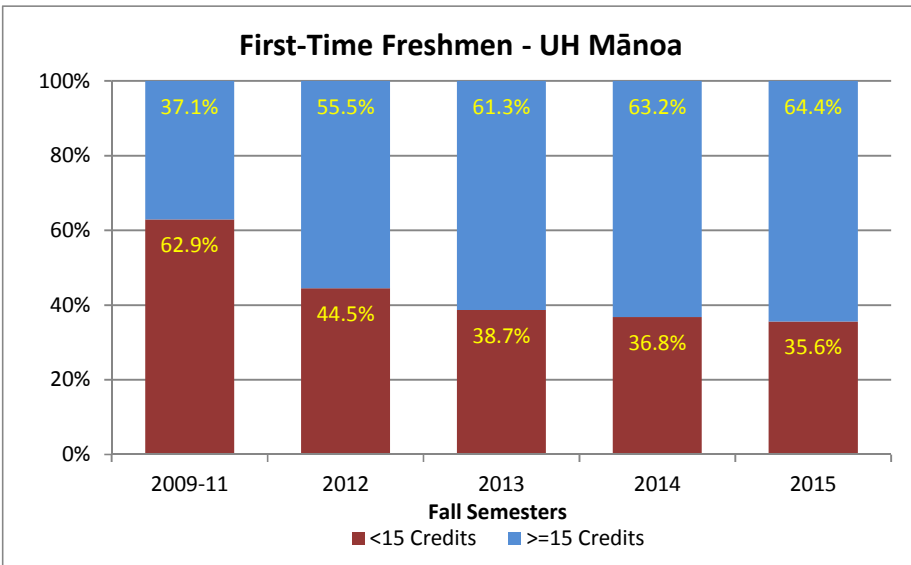
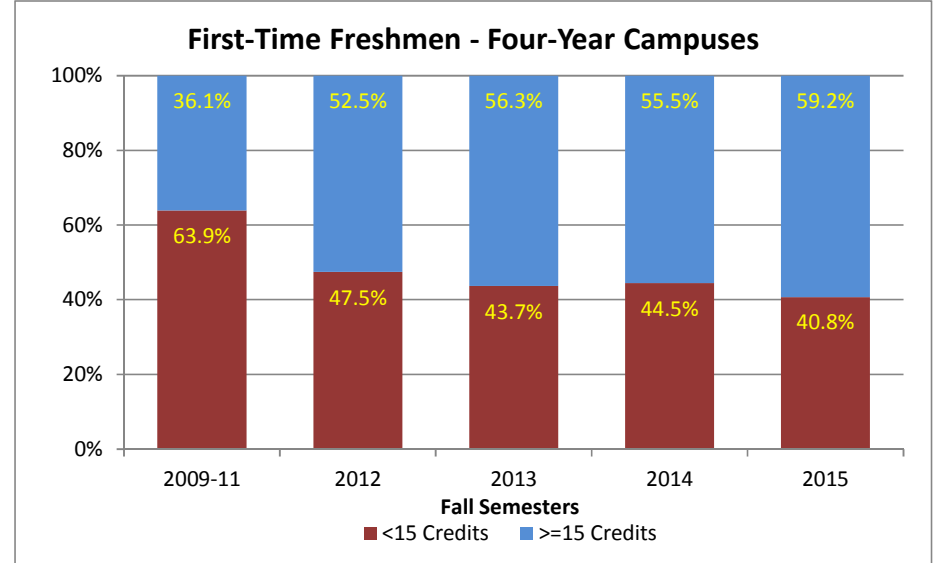
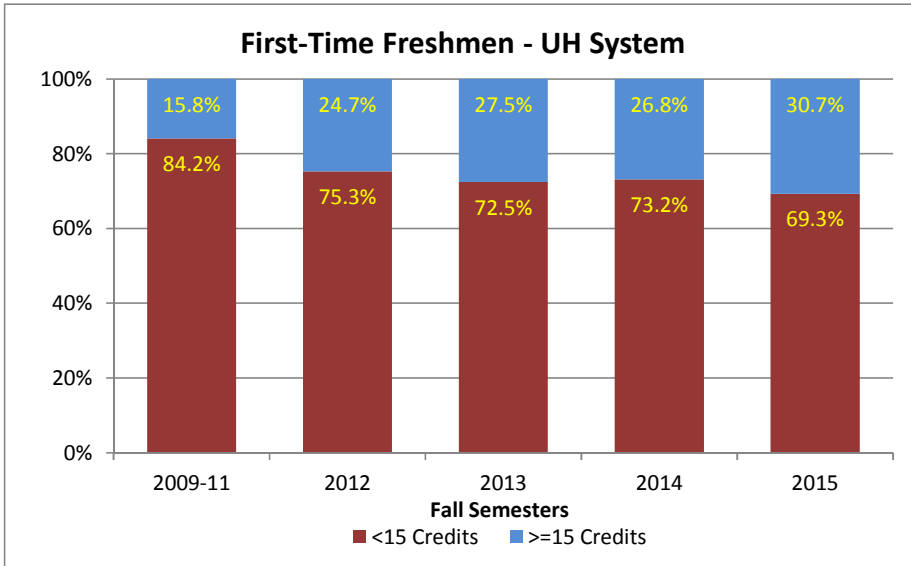
Institutional Research and Analysis Office  
University of Hawai'i  
March 2016

## ***15 to Finish* Summary Analysis – Fall 2015 Semester**

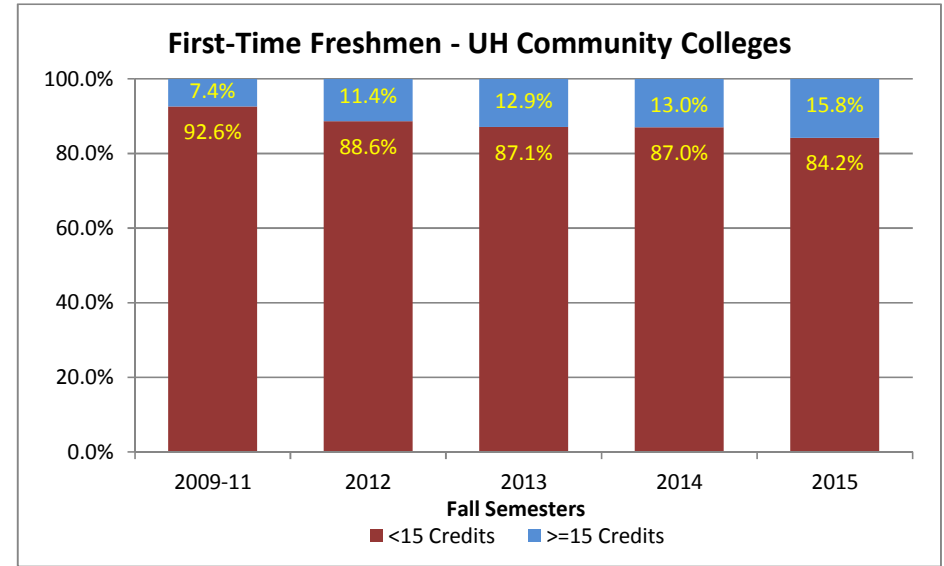
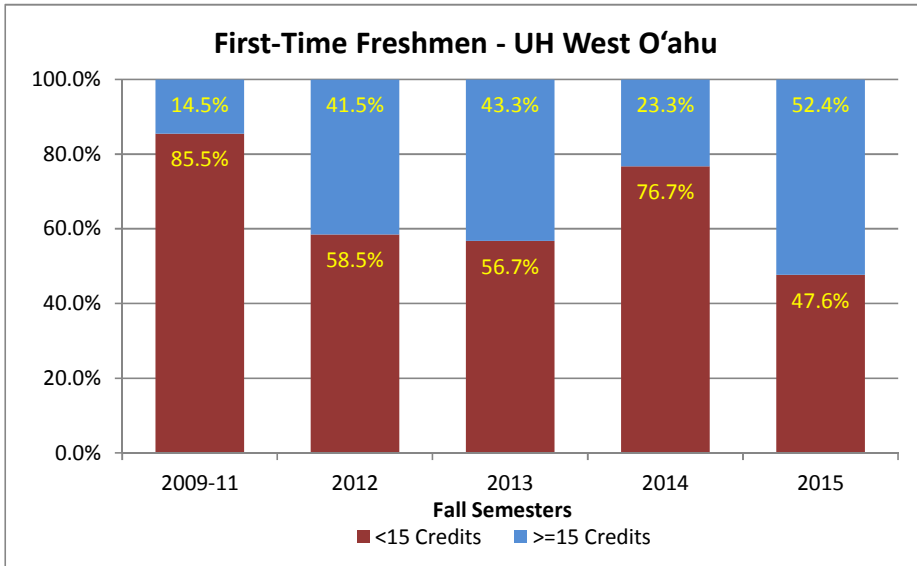
Fall 2015 marked the third fall semester of the *15 to Finish* initiative at the University of Hawai'i campuses. Part of the Hawai'i Graduation Initiative, the purpose of *15 to Finish* is to encourage those students who are both willing and able to attempt at least 15 credits per semester (or 30 credits per academic year) to graduate "on time" in four years (two years at the UH Community Colleges). This brief provides summary measures for the initiative as of the fall 2015 census date.

- For the UH system, first-time freshmen taking 15 or more credits systemwide increased in fall 2015 to 30.7%, the highest percentage so far measured. Rates were highest at UH Mānoa (64.4%), followed by UH West O'ahu (52.4%), UH Hilo (38.2%) and the UH Community Colleges (15.8%).
- The UH Community College campus with the highest percentage of first-time freshmen taking 15 or more credits in fall 2015 was UH Maui College (20.5%), followed by Kaua'i CC (18.2%), Hawai'i CC (17.3%); Honolulu CC (17.0%), Leeward CC (15.6%), Windward CC (13.0%) and Kapi'olani CC (12.9%).
- Since the initiative began in fall 2012, steady increases in the percentage of first-time freshmen taking 15 or more credits have been measured systemwide. The proportion has increased from 15.8% (average for the period fall 2009 to 2011) to 30.7% in fall 2015. The proportion at UH Mānoa has increased from 37.1% to 64.4% over this period.
- In most cases, the largest gains were made in the first year of the initiative, with smaller increases in subsequent years. For example, UH Mānoa posted an 18.4 percentage point gain in fall 2012, followed by 5.8, 1.9 and 1.3 percentage point gains from fall 2013 to fall 2015, respectively.
- The percentage of all classified undergraduates taking 15 or more credits has increased as well. At UH Mānoa, the proportion has increased from 39.2% in fall 2011 to 49.5% in fall 2015. At UH Hilo, the proportion has increase from 36.6% in fall 2011 to 40.4% in fall 2015. At UH West Oahu, the proportion has increased from 19.7% to 33.2%, while at the UHCCs the proportion has increased from 8.7% to 12.0%.
- The *15 to Finish* initiative has had a positive effect on retention. The fall-to-fall retention of first-time freshmen taking 15 or more credits is consistently higher than the retention rates of freshmen taking fewer than 15 credits. At UH Mānoa in fall 2015, the home-campus retention rates (those students who returned to UH Mānoa) for the fall 2014 cohort measured 79.7%, 75.7% and 58.3% for students taking 15 or more credits, 12 to 14 credits and fewer than 12 credits, respectively. Similar results hold for other units.
- The systemwide retention rates (first-time freshmen returning to any UH campus in the subsequent fall semester) were higher than the home campus rates for all units. For example, at UH Mānoa the home campus fall-to-fall retention rate for the fall 2014 cohort was 79.7%, while the systemwide rate was 82.7%.

**FIRST-TIME FRESHMEN BY SYSTEMWIDE CREDITS ATTEMPTED  
PROPORTION TAKING 15 OR MORE OR FEWER THAN 15 CREDITS  
FALL SEMESTERS 2009 TO 2015**



**FIRST-TIME FRESHMEN BY SYSTEMWIDE CREDITS ATTEMPTED  
PROPORTION TAKING 15 OR MORE OR FEWER THAN 15 CREDITS  
FALL SEMESTERS 2009 TO 2015**



**FIRST-TIME FRESHMEN AT THE UNIVERSITY OF HAWAI'I CAMPUSES  
BY CREDITS ATTEMPTED SYSTEMWIDE  
FALL 2015**

Systemwide Credits Attempted	UH System Total	Four-Year Campus Total	UH Mānoa	UH Hilo	UH West O'ahu	UHCC Campus Total	Hawai'i CC	Honolulu CC	Kapi'olani CC	Kaua'i CC	Leeward CC	UH Maui College	Windward CC
22	1					1			1				
21	5	2	1		1	3	1	1			1		
20	4	2	2			2			1		1		
19	35	30	29		1	5			4			1	
18	115	69	46	13	10	46	13	8	11		7	6	1
17	272	216	162	25	29	56	11	5	16	2	7	6	9
16	776	525	437	58	30	251	31	22	48	28	59	43	20
15	1,071	662	549	51	62	409	41	56	81	23	124	67	17
14	589	322	236	65	21	267	21	60	70	15	49	20	32
13	1,131	408	238	139	31	723	126	39	212	31	171	71	73
12	1,728	251	170	21	60	1,477	120	168	381	85	442	174	107
11	114	11	8	3		103	13	41	15	8	8	9	9
10	194	11	6	4	1	183	39	8	48	15	48	18	7
9	400	9	4	1	4	391	38	32	92	33	134	46	16
8	63	1		1		62	5	25	11	3	10	3	5
7	148	4		4		144	21	4	59	7	27	18	8
6	424	5	3		2	419	48	35	80	24	127	69	36
5	23	1	1			22	3	7	2	1	4	4	1
4	44	3	3			41	8	2	12	4	7	6	2
3	225	9	7		2	216	21	29	51	11	50	35	19
2	5	1	1			4			1	1		2	
1	64					64			63			1	
Total Headcount	7,431	2,542	1,903	385	254	4,889	560	542	1,259	291	1,276	599	362
<b>&gt;= 15 Credits</b>	<b>2,279</b>	<b>1,506</b>	<b>1,226</b>	<b>147</b>	<b>133</b>	<b>773</b>	<b>97</b>	<b>92</b>	<b>162</b>	<b>53</b>	<b>199</b>	<b>123</b>	<b>47</b>
<b>% &gt;= 15 Credits</b>	<b>30.7%</b>	<b>59.2%</b>	<b>64.4%</b>	<b>38.2%</b>	<b>52.4%</b>	<b>15.8%</b>	<b>17.3%</b>	<b>17.0%</b>	<b>12.9%</b>	<b>18.2%</b>	<b>15.6%</b>	<b>20.5%</b>	<b>13.0%</b>
<b>&lt; 15 Credits</b>	<b>5,152</b>	<b>1,036</b>	<b>677</b>	<b>238</b>	<b>121</b>	<b>4,116</b>	<b>463</b>	<b>450</b>	<b>1,097</b>	<b>238</b>	<b>1,077</b>	<b>476</b>	<b>315</b>
<b>% &lt; 15 Credits</b>	<b>69.3%</b>	<b>40.8%</b>	<b>35.6%</b>	<b>61.8%</b>	<b>47.6%</b>	<b>84.2%</b>	<b>82.7%</b>	<b>83.0%</b>	<b>87.1%</b>	<b>81.8%</b>	<b>84.4%</b>	<b>79.5%</b>	<b>87.0%</b>

Source: IRO Base Census.  
UH Institutional Research and Analysis Office; October 2015.

**FIRST-TIME FRESHMEN AT THE UNIVERSITY OF HAWAI'I FOUR-YEAR CAMPUSES  
BY CREDITS ATTEMPTED SYSTEMWIDE  
FALL 2009 TO FALL 2015**

Systemwide Credits Attempted	University of Hawai'i Four-Year Campuses Fall Semesters					University of Hawai'i at Mānoa Fall Semesters					University of Hawai'i at Hilo Fall Semesters					University of Hawai'i - West Oahu Fall Semesters					
	2009-11	2012	2013	2014	2015	2009-11	2012	2013	2014	2015	2009-11	2012	2013	2014	2015	2009-11	2012	2013	2014	2015	
28	1					1															
27	1					1															
23	1	1				1						1									
22	1					1															
21	2	2	4		2	2	2	3		1			1								1
20	2	2	1	2	2	1	1	1	2	2	1	1									
19	70	32	34	27	30	68	31	30	26	29	2		4					1		1	1
18	157	77	65	64	69	119	61	50	54	46	35	11	11	8	13	3	5	4	2	10	
17	332	166	190	179	216	292	144	159	166	162	38	15	17	7	25	2	7	14	6	29	
16	843	508	583	507	525	686	380	470	421	437	143	68	60	67	58	14	60	53	19	30	
15	1,288	641	694	631	662	976	471	516	494	549	282	118	123	103	51	30	52	55	34	62	
14	1,022	381	388	364	322	880	326	311	262	236	129	39	41	46	65	13	16	36	56	21	
13	1,646	394	345	342	408	1,331	271	227	235	238	210	67	76	48	139	105	56	42	59	31	
12	1,942	431	424	380	251	1,323	227	201	157	170	475	128	157	149	21	144	76	66	74	60	
11	16	12	15	12	11	13	10	10	8	8	2		1	2	3	1	2	4	2		
10	18	15	15	9	11	8	14	12	4	6	4	1			4	6		3	5	1	
9	47	23	13	9	9	28	10	5	6	4	10	3			1	9	10	8	3	4	
8	20	3	3		1	19	1	2				1			1	1	1	1			
7	9	3	4		4	7		1			1		2		4	1	3	1			
6	25	13	8	6	5	14	5	2	1	3	8	3	2	2		3	5	4	3	2	
5	4				1	3				1	1										
4	7	5	2	3	3	5	4	2	3	3	2							1			
3	18	12	4	4	9	13	6	3	2	7			1			5	6		2	2	
2	1				1					1	1										
1	2					2															
<b>Total Headcount</b>	<b>7,475</b>	<b>2,721</b>	<b>2,792</b>	<b>2,539</b>	<b>2,542</b>	<b>5,794</b>	<b>1,964</b>	<b>2,005</b>	<b>1,841</b>	<b>1,903</b>	<b>1,344</b>	<b>456</b>	<b>496</b>	<b>432</b>	<b>385</b>	<b>337</b>	<b>301</b>	<b>291</b>	<b>266</b>	<b>254</b>	
<b>&gt;= 15 Credits</b>	<b>2,698</b>	<b>1,429</b>	<b>1,571</b>	<b>1,410</b>	<b>1,506</b>	<b>2,148</b>	<b>1,090</b>	<b>1,229</b>	<b>1,163</b>	<b>1,226</b>	<b>501</b>	<b>214</b>	<b>216</b>	<b>185</b>	<b>147</b>	<b>49</b>	<b>125</b>	<b>126</b>	<b>62</b>	<b>133</b>	
<b>% &gt;= 15 Credits</b>	<b>36.1%</b>	<b>52.5%</b>	<b>56.3%</b>	<b>55.5%</b>	<b>59.2%</b>	<b>37.1%</b>	<b>55.5%</b>	<b>61.3%</b>	<b>63.2%</b>	<b>64.4%</b>	<b>37.3%</b>	<b>46.9%</b>	<b>43.5%</b>	<b>42.8%</b>	<b>38.2%</b>	<b>14.5%</b>	<b>41.5%</b>	<b>43.3%</b>	<b>23.3%</b>	<b>52.4%</b>	
<b>&lt; 15 Credits</b>	<b>4,777</b>	<b>1,292</b>	<b>1,221</b>	<b>1,129</b>	<b>1,036</b>	<b>3,646</b>	<b>874</b>	<b>776</b>	<b>678</b>	<b>677</b>	<b>843</b>	<b>242</b>	<b>280</b>	<b>247</b>	<b>238</b>	<b>288</b>	<b>176</b>	<b>165</b>	<b>204</b>	<b>121</b>	
<b>% &lt; 15 Credits</b>	<b>63.9%</b>	<b>47.5%</b>	<b>43.7%</b>	<b>44.5%</b>	<b>40.8%</b>	<b>62.9%</b>	<b>44.5%</b>	<b>38.7%</b>	<b>36.8%</b>	<b>35.6%</b>	<b>62.7%</b>	<b>53.1%</b>	<b>56.5%</b>	<b>57.2%</b>	<b>61.8%</b>	<b>85.5%</b>	<b>58.5%</b>	<b>56.7%</b>	<b>76.7%</b>	<b>47.6%</b>	

Source: IRO Base Census (original files).  
UH Institutional Research and Analysis Office; revised October 2015.

**FIRST-TIME FRESHMEN AT THE UNIVERSITY OF HAWAI'I COMMUNITY COLLEGES  
BY CREDITS ATTEMPTED SYSTEMWIDE  
FALL 2009 TO FALL 2015**

Systemwide Credits Attempted	University of Hawai'i Community Colleges Fall Semesters					Hawai'i Community College Fall Semesters					Honolulu Community College Fall Semesters					Kapi'olani Community College Fall Semesters				
	2009-11	2012	2013	2014	2015	2009-11	2012	2013	2014	2015	2009-11	2012	2013	2014	2015	2009-11	2012	2013	2014	2015
28																				
27																				
23																				
22					1															1
21		1			3					1					1					
20	5	3	2	2	2	1						1	1			3	1	1	1	1
19	7	6		4	5		2				2	1		1		2	2			4
18	78	31	26	36	46	17	11	10	14	13	14	6	4	14	8	15	5	2	5	11
17	121	66	59	46	56	40	16	6	7	11	9	10	7	7	5	32	8	17	7	16
16	440	213	222	215	251	91	32	23	23	31	67	15	18	24	22	69	41	46	40	48
15	680	327	399	380	409	80	31	43	43	41	117	40	52	36	56	117	83	78	79	81
14	778	304	300	264	267	133	54	41	43	21	189	81	80	66	60	192	52	64	55	70
13	2,552	827	803	828	723	589	168	166	116	126	307	46	52	55	39	601	212	200	225	212
12	6,518	1,806	1,721	1,710	1,477	783	185	174	155	120	790	170	227	223	168	1,218	442	432	411	381
11	285	105	102	80	103	35	14	11	8	13	68	35	28	33	41	82	14	21	13	15
10	594	186	227	169	183	187	54	60	35	39	68	13	19	14	8	135	46	67	42	48
9	1,562	479	468	452	391	177	60	34	48	38	165	63	45	54	32	280	91	104	108	92
8	243	67	69	63	62	23	5	9	4	5	57	25	18	31	25	88	8	6	6	11
7	624	173	168	142	144	147	55	40	31	21	101	8	13	4	4	162	47	41	44	59
6	2,074	673	512	477	419	258	93	58	66	48	214	75	58	44	35	495	147	87	78	80
5	109	27	37	44	22	4	1	1	3	3	29	7	11	12	7	28	8	6	9	2
4	208	48	77	47	41	60	17	17	7	8	22	4	6	5	2	50	12	14	11	12
3	1,002	275	220	220	216	155	29	33	22	21	107	20	31	40	29	226	76	22	34	51
2	54	9	16	7	4	1			1		5					19	6	6	1	1
1	26	51	57	88	64	2		1	1		1	1				10	48	53	80	63
Total Headcount	17,960	5,677	5,485	5,274	4,889	2,783	827	727	627	560	2,332	621	670	663	542	3,824	1,349	1,267	1,249	1,259
<b>&gt;= 15 Credits</b>	<b>1,331</b>	<b>647</b>	<b>708</b>	<b>683</b>	<b>773</b>	<b>229</b>	<b>92</b>	<b>82</b>	<b>87</b>	<b>97</b>	<b>209</b>	<b>73</b>	<b>82</b>	<b>82</b>	<b>92</b>	<b>238</b>	<b>140</b>	<b>144</b>	<b>132</b>	<b>162</b>
<b>% &gt;= 15 Credits</b>	<b>7.4%</b>	<b>11.4%</b>	<b>12.9%</b>	<b>13.0%</b>	<b>15.8%</b>	<b>8.2%</b>	<b>11.1%</b>	<b>11.3%</b>	<b>13.9%</b>	<b>17.3%</b>	<b>9.0%</b>	<b>11.8%</b>	<b>12.2%</b>	<b>12.4%</b>	<b>17.0%</b>	<b>6.2%</b>	<b>10.4%</b>	<b>11.4%</b>	<b>10.6%</b>	<b>12.9%</b>
<b>&lt; 15 Credits</b>	<b>16,629</b>	<b>5,030</b>	<b>4,777</b>	<b>4,591</b>	<b>4,116</b>	<b>2,554</b>	<b>735</b>	<b>645</b>	<b>540</b>	<b>463</b>	<b>2,123</b>	<b>548</b>	<b>588</b>	<b>581</b>	<b>450</b>	<b>3,586</b>	<b>1,209</b>	<b>1,123</b>	<b>1,117</b>	<b>1,097</b>
<b>% &lt; 15 Credits</b>	<b>92.6%</b>	<b>88.6%</b>	<b>87.1%</b>	<b>87.0%</b>	<b>84.2%</b>	<b>91.8%</b>	<b>88.9%</b>	<b>88.7%</b>	<b>86.1%</b>	<b>82.7%</b>	<b>91.0%</b>	<b>88.2%</b>	<b>87.8%</b>	<b>87.6%</b>	<b>83.0%</b>	<b>93.8%</b>	<b>89.6%</b>	<b>88.6%</b>	<b>89.4%</b>	<b>87.1%</b>

Source: IRO Base Census.  
UH Institutional Research and Analysis Office; revised October 2015.

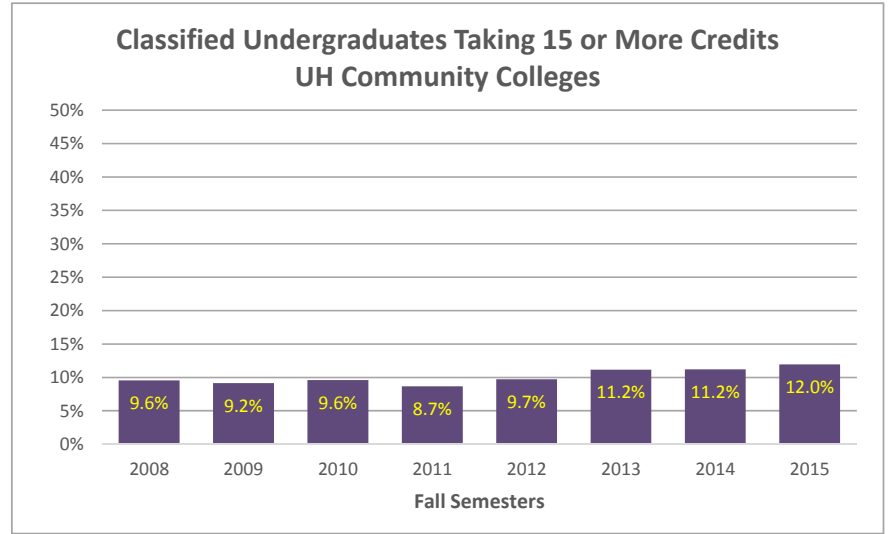
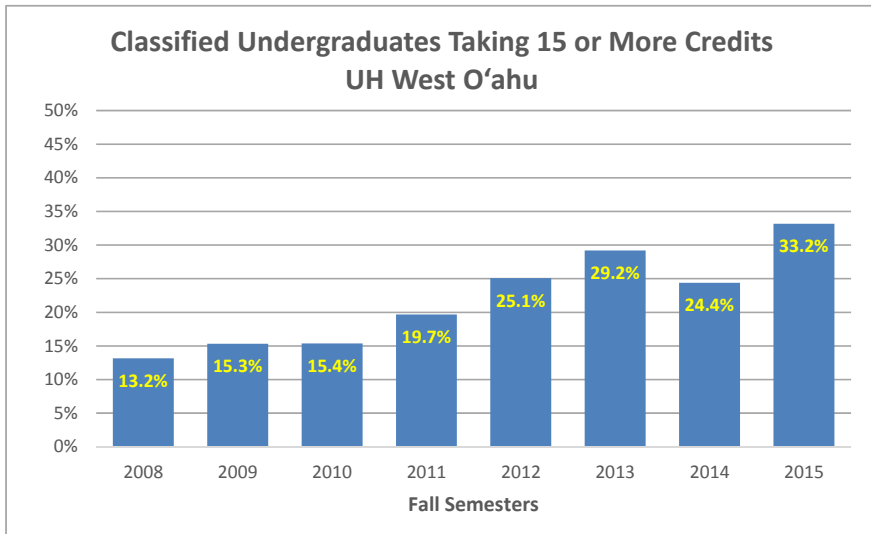
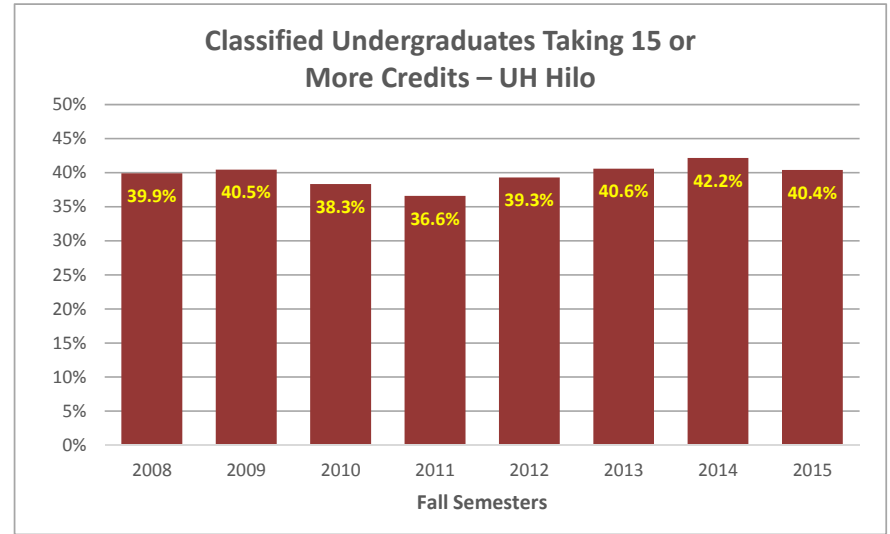
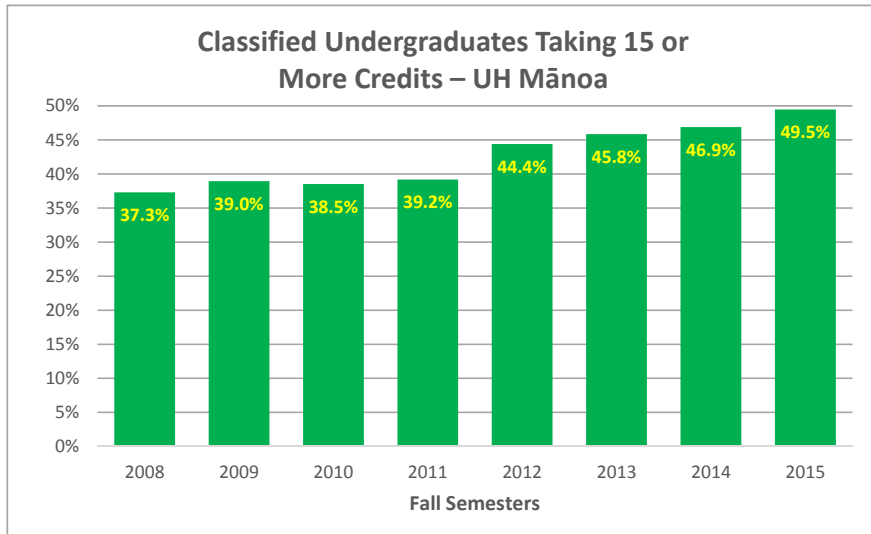
**FIRST-TIME FRESHMEN AT THE UNIVERSITY OF HAWAI'I COMMUNITY COLLEGES  
BY CREDITS ATTEMPTED SYSTEMWIDE  
FALL 2009 TO FALL 2015**

Systemwide Credits Attempted	Kaua'i Community College Fall Semesters					Leeward Community College Fall Semesters					University of Hawai'i, Maui College Fall Semesters					Windward Community College Fall Semesters				
	2009-11	2012	2013	2014	2015	2009-11	2012	2013	2014	2015	2009-11	2012	2013	2014	2015	2009-11	2012	2013	2014	2015
28																				
27																				
23																				
22																				
21										1										
20				1			2			1										
19	1			1		1	1		1		1			1	1					
18	1		1	1		18	5	2	1	7	9	2	6		6	4	2	1	1	1
17	5	4	8	2	2	22	8	11	7	7	10	8	2	6	6	3	12	8	10	9
16	38	22	19	27	28	61	65	55	52	59	102	22	24	15	43	12	16	37	34	20
15	38	11	26	29	23	192	111	112	105	124	106	25	35	46	67	30	26	53	42	17
14	52	20	23	19	15	88	44	33	34	49	98	42	35	23	20	26	11	24	24	32
13	125	42	42	47	31	413	198	181	225	171	348	130	108	99	71	169	31	54	61	73
12	335	108	97	88	85	1,877	497	454	528	442	927	222	228	199	174	588	182	109	106	107
11	24	13	9	6	8	40	18	17	6	8	33	5	13	10	9	3	6	3	4	9
10	29	9	12	15	15	81	25	27	37	48	62	27	24	16	18	32	12	18	10	7
9	85	31	31	25	33	500	130	148	126	134	251	73	79	70	46	104	31	27	21	16
8	14	4	5	4	3	32	12	16	4	10	26	11	12	6	3	3	2	3	8	5
7	23	8	11	7	7	53	17	20	25	27	84	25	21	19	18	54	13	22	12	8
6	87	45	31	24	24	455	149	137	124	127	363	109	99	104	69	202	55	42	37	36
5	2	1	1	2	1	19	5	4	6	4	23	3	11	9	4	4	2	3	3	1
4	7	2	6	3	4	19	5	15	12	7	36	6	17	6	6	14	2	2	3	2
3	35	12	6	23	11	239	76	64	47	50	151	43	48	39	35	89	19	16	15	19
2	8	1		1	1	8		5	1		11	2	5	2	2	2			1	
1				1		6			3		7	1	3	3	1		1			
Total Headcount	909	333	328	326	291	4,124	1,368	1,301	1,344	1,276	2,649	756	770	673	599	1,339	423	422	392	362
<b>&gt;= 15 Credits</b>	<b>83</b>	<b>37</b>	<b>54</b>	<b>61</b>	<b>53</b>	<b>294</b>	<b>192</b>	<b>180</b>	<b>166</b>	<b>199</b>	<b>229</b>	<b>57</b>	<b>67</b>	<b>68</b>	<b>123</b>	<b>49</b>	<b>56</b>	<b>99</b>	<b>87</b>	<b>47</b>
<b>% &gt;= 15 Credits</b>	<b>9.1%</b>	<b>11.1%</b>	<b>16.5%</b>	<b>18.7%</b>	<b>18.2%</b>	<b>7.1%</b>	<b>14.0%</b>	<b>13.8%</b>	<b>12.4%</b>	<b>15.6%</b>	<b>8.6%</b>	<b>7.5%</b>	<b>8.7%</b>	<b>10.1%</b>	<b>20.5%</b>	<b>3.7%</b>	<b>13.2%</b>	<b>23.5%</b>	<b>22.2%</b>	<b>13.0%</b>
<b>&lt; 15 Credits</b>	<b>826</b>	<b>296</b>	<b>274</b>	<b>265</b>	<b>238</b>	<b>3,830</b>	<b>1,176</b>	<b>1,121</b>	<b>1,178</b>	<b>1,077</b>	<b>2,420</b>	<b>699</b>	<b>703</b>	<b>605</b>	<b>476</b>	<b>1,290</b>	<b>367</b>	<b>323</b>	<b>305</b>	<b>315</b>
<b>% &lt; 15 Credits</b>	<b>90.9%</b>	<b>88.9%</b>	<b>83.5%</b>	<b>81.3%</b>	<b>81.8%</b>	<b>92.9%</b>	<b>86.0%</b>	<b>86.2%</b>	<b>87.6%</b>	<b>84.4%</b>	<b>91.4%</b>	<b>92.5%</b>	<b>91.3%</b>	<b>89.9%</b>	<b>79.5%</b>	<b>96.3%</b>	<b>86.8%</b>	<b>76.5%</b>	<b>77.8%</b>	<b>87.0%</b>

Source: IRO Base Census.  
UH Institutional Research and Analysis Office; revised October 2015.



## CLASSIFIED UNDERGRADUATES TAKING 15 OR MORE SYSTEMWIDE CREDITS BY UH UNIT - FALL SEMESTERS



Note: 15 to Finish initiative began in Fall 2012.

**CLASSIFIED UNDERGRADUATES AT THE UH CAMPUSES  
BY SYSTEMWIDE CREDITS ATTEMPTED  
FALL SEMESTERS**

Systemwide Credits Attempted	University of Hawai'i System Fall Semesters							
	2008	2009	2010	2011	2012	2013	2014	2015
>=15	8,467	9,038	9,244	9,326	10,699	11,252	11,047	11,396
12 – 14.5	17,340	19,098	19,975	19,780	19,009	18,329	17,728	16,389
10 – 11.5	1,866	1,873	2,193	2,473	2,403	2,395	2,232	2,301
7 – 9.5	4,337	4,917	5,404	5,514	5,524	5,148	4,862	4,920
4 – 6.5	4,314	4,702	4,752	5,221	5,227	4,877	4,602	4,208
1 – 3.5	2,664	2,694	2,841	2,803	2,802	2,651	2,658	2,402
Total	38,988	42,322	44,409	45,117	45,664	44,652	43,129	41,616
% >= 15 Credits	21.7%	21.4%	20.8%	20.7%	23.4%	25.2%	25.6%	27.4%
% Δ >=15 Credits		-0.4%	-0.5%	-0.1%	2.8%	1.8%	0.4%	1.8%

Systemwide Credits Attempted	University of Hawai'i at Mānoa Fall Semesters							
	2008	2009	2010	2011	2012	2013	2014	2015
>=15	5,013	5,291	5,240	5,508	6,338	6,463	6,407	6,589
12 – 14.5	6,609	6,606	6,672	6,727	6,115	5,949	5,663	5,119
10 – 11.5	430	369	382	367	338	325	322	335
7 – 9.5	635	621	632	723	706	634	596	613
4 – 6.5	478	461	401	472	518	460	468	442
1 – 3.5	273	235	272	257	264	266	211	222
Total	13,438	13,583	13,599	14,054	14,279	14,097	13,667	13,320
% >= 15 Credits	37.3%	39.0%	38.5%	39.2%	44.4%	45.8%	46.9%	49.5%
% Δ >=15 Credits		1.6%	-0.4%	0.7%	5.2%	1.5%	1.0%	2.6%

Systemwide Credits Attempted	University of Hawai'i at Hilo Fall Semesters							
	2008	2009	2010	2011	2012	2013	2014	2015
>=15	1,280	1,342	1,285	1,239	1,338	1,354	1,389	1,262
12 – 14.5	1,500	1,562	1,656	1,709	1,588	1,522	1,433	1,374
10 – 11.5	52	77	66	69	71	70	76	97
7 – 9.5	140	121	138	153	165	153	134	152
4 – 6.5	142	140	132	143	171	160	164	156
1 – 3.5	94	75	74	72	71	76	99	83
Total	3,208	3,317	3,351	3,385	3,404	3,335	3,295	3,124
% >= 15 Credits	39.9%	40.5%	38.3%	36.6%	39.3%	40.6%	42.2%	40.4%
% Δ >=15 Credits		0.6%	-2.1%	-1.7%	2.7%	1.3%	1.6%	-1.8%

**CLASSIFIED UNDERGRADUATES AT THE UH CAMPUSES  
BY SYSTEMWIDE CREDITS ATTEMPTED  
FALL SEMESTERS**

Systemwide Credits Attempted	University of Hawai'i - West Oahu Fall Semesters							
	2008	2009	2010	2011	2012	2013	2014	2015
>=15	144	192	218	315	489	640	591	835
12 - 14.5	387	443	546	610	739	820	1,021	948
10 - 11.5	11	13	34	29	28	44	58	33
7 - 9.5	187	209	186	222	248	257	263	257
4 - 6.5	215	227	261	257	276	288	325	295
1 - 3.5	150	169	173	167	170	143	166	149
Total	1,094	1,253	1,418	1,600	1,950	2,192	2,424	2,517
% >= 15 Credits	13.2%	15.3%	15.4%	19.7%	25.1%	29.2%	24.4%	33.2%
% Δ >=15 Credits		2.2%	0.1%	4.3%	5.4%	4.1%	-4.8%	8.8%

Systemwide Credits Attempted	University of Hawai'i Community Colleges Fall Semesters							
	2008	2009	2010	2011	2012	2013	2014	2015
>=15	2,030	2,213	2,501	2,264	2,534	2,795	2,660	2,710
12 - 14.5	8,844	10,487	11,101	10,734	10,567	10,038	9,611	8,948
10 - 11.5	1,373	1,414	1,711	2,008	1,966	1,956	1,776	1,836
7 - 9.5	3,375	3,966	4,448	4,416	4,405	4,104	3,869	3,898
4 - 6.5	3,479	3,874	3,958	4,349	4,262	3,969	3,645	3,315
1 - 3.5	2,147	2,215	2,322	2,307	2,297	2,166	2,182	1,948
Total	21,248	24,169	26,041	26,078	26,031	25,028	23,743	22,655
% >= 15 Credits	9.6%	9.2%	9.6%	8.7%	9.7%	11.2%	11.2%	12.0%
% Δ >=15 Credits		-0.4%	0.4%	-0.9%	1.1%	1.4%	0.0%	0.8%

Systemwide Credits Attempted	Hawai'i Community College Fall Semesters							
	2008	2009	2010	2011	2012	2013	2014	2015
>=15	350	357	403	312	381	388	373	368
12 - 14.5	1,018	1,284	1,528	1,587	1,347	1,251	1,100	907
10 - 11.5	228	229	225	275	256	257	208	214
7 - 9.5	298	315	426	423	440	366	319	304
4 - 6.5	278	384	437	486	463	392	369	343
1 - 3.5	207	235	232	297	284	268	264	218
Total	2,379	2,804	3,251	3,380	3,171	2,922	2,633	2,354
% >= 15 Credits	14.7%	12.7%	12.4%	9.2%	12.0%	13.3%	14.2%	15.6%
% Δ >=15 Credits		-2.0%	-0.3%	-3.2%	2.8%	1.3%	0.9%	1.5%

**CLASSIFIED UNDERGRADUATES AT THE UH CAMPUSES  
BY SYSTEMWIDE CREDITS ATTEMPTED  
FALL SEMESTERS**

Systemwide Credits Attempted	Honolulu Community College Fall Semesters							
	2008	2009	2010	2011	2012	2013	2014	2015
>=15	334	376	417	366	412	413	402	397
12 – 14.5	1,183	1,289	1,364	1,368	1,253	1,268	1,216	1,128
10 – 11.5	212	218	220	275	243	241	217	241
7 – 9.5	672	705	738	675	752	715	678	813
4 – 6.5	537	547	468	564	539	489	424	390
1 – 3.5	362	323	301	322	313	308	324	319
Total	3,300	3,458	3,508	3,570	3,512	3,434	3,261	3,288
% >= 15 Credits	10.1%	10.9%	11.9%	10.3%	11.7%	12.0%	12.3%	12.1%
% Δ >=15 Credits		0.8%	1.0%	-1.6%	1.5%	0.3%	0.3%	-0.3%

Systemwide Credits Attempted	Kapi'olani Community College Fall Semesters							
	2008	2009	2010	2011	2012	2013	2014	2015
>=15	533	530	604	640	601	665	633	649
12 – 14.5	2131	2,562	2594	2,327	2,621	2,574	2,456	2,398
10 – 11.5	480	475	597	607	560	576	530	553
7 – 9.5	886	1,026	1082	1,092	1,034	939	919	892
4 – 6.5	858	995	969	1,036	919	790	724	690
1 – 3.5	548	531	580	581	571	481	502	461
Total	5,436	6,119	6,426	6,283	6,306	6,025	5,764	5,643
% >= 15 Credits	9.8%	8.7%	9.4%	10.2%	9.5%	11.0%	11.0%	11.5%
% Δ >=15 Credits		-1.1%	0.7%	0.8%	-0.7%	1.5%	-0.1%	0.5%

Systemwide Credits Attempted	Kaua'i Community College Fall Semesters							
	2008	2009	2010	2011	2012	2013	2014	2015
>=15	109	115	103	115	118	162	164	122
12 – 14.5	389	501	515	519	514	455	425	399
10 – 11.5	59	54	79	98	114	125	106	112
7 – 9.5	118	195	215	219	215	218	210	187
4 – 6.5	141	152	196	181	195	207	194	177
1 – 3.5	70	79	100	100	92	84	113	101
Total	886	1,096	1,208	1,232	1,248	1,251	1,212	1,098
% >= 15 Credits	12.3%	10.5%	8.5%	9.3%	9.5%	12.9%	13.5%	11.1%
% Δ >=15 Credits		-1.8%	-2.0%	0.8%	0.1%	3.5%	0.6%	-2.4%

**CLASSIFIED UNDERGRADUATES AT THE UH CAMPUSES  
BY SYSTEMWIDE CREDITS ATTEMPTED  
FALL SEMESTERS**

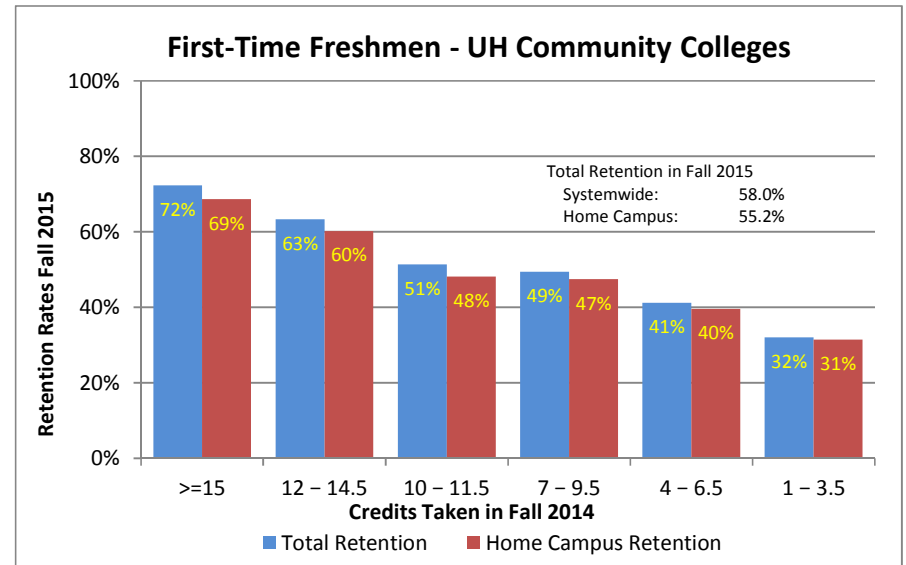
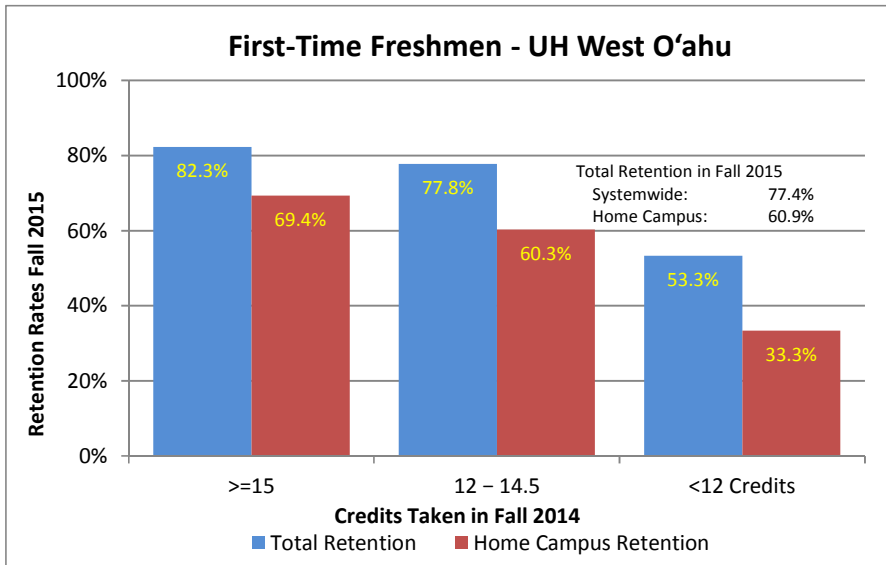
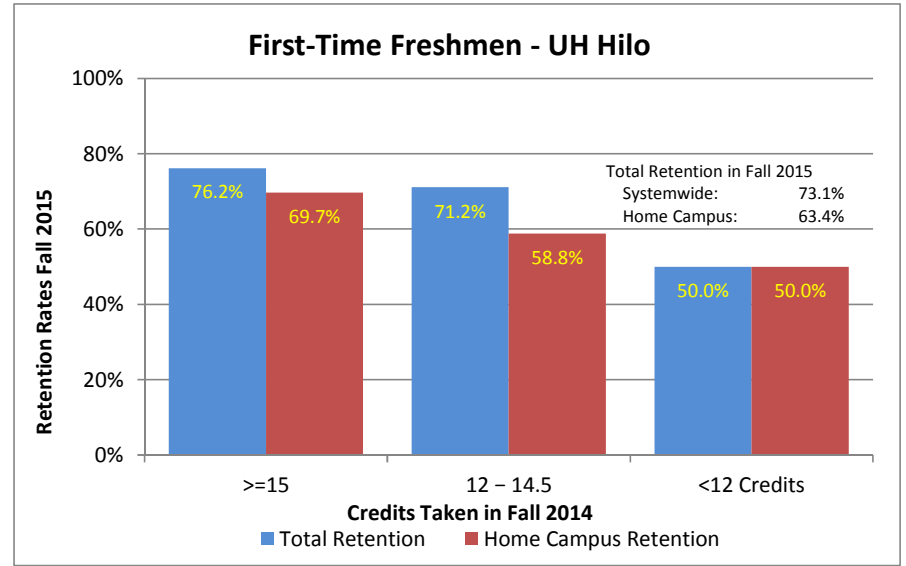
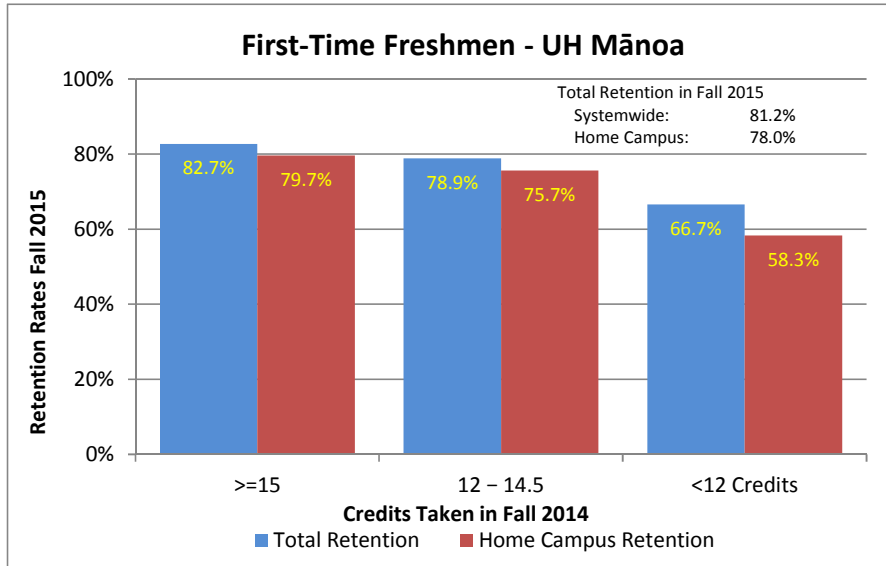
Systemwide Credits Attempted	Leeward Community College Fall Semesters							
	2008	2009	2010	2011	2012	2013	2014	2015
>=15	378	448	512	432	581	652	617	658
12 – 14.5	2367	2,599	2659	2636	2,652	2,519	2,554	2,450
10 – 11.5	181	182	223	373	335	363	371	369
7 – 9.5	712	851	943	925	934	894	869	893
4 – 6.5	876	863	918	874	943	949	875	818
1 – 3.5	510	534	586	519	552	555	503	440
Total	5,024	5,477	5,841	5,759	5,997	5,932	5,789	5,628
% >= 15 Credits	7.5%	8.2%	8.8%	7.5%	9.7%	11.0%	10.7%	11.7%
% Δ >=15 Credits		0.7%	0.6%	-1.3%	2.2%	1.3%	-0.3%	1.0%

Systemwide Credits Attempted	University of Hawai'i, Maui College Fall Semesters							
	2008	2009	2010	2011	2012	2013	2014	2015
>=15	246	288	350	294	288	303	251	340
12 – 14.5	1063	1462	1569	1452	1,418	1,230	1,140	999
10 – 11.5	137	152	267	267	328	269	217	236
7 – 9.5	434	584	728	727	688	648	606	549
4 – 6.5	498	618	607	811	794	765	741	588
1 – 3.5	299	342	337	336	346	338	347	302
Total	2,677	3,446	3,858	3,887	3,862	3,553	3,302	3,014
% >= 15 Credits	9.2%	8.4%	9.1%	7.6%	7.5%	8.5%	7.6%	11.3%
% Δ >=15 Credits		-0.8%	0.7%	-1.5%	-0.1%	1.1%	-0.9%	3.7%

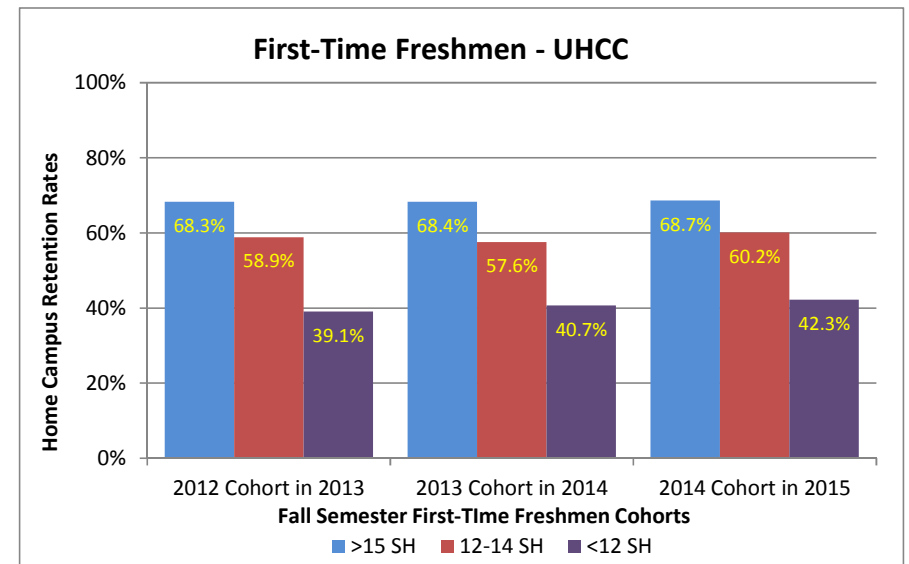
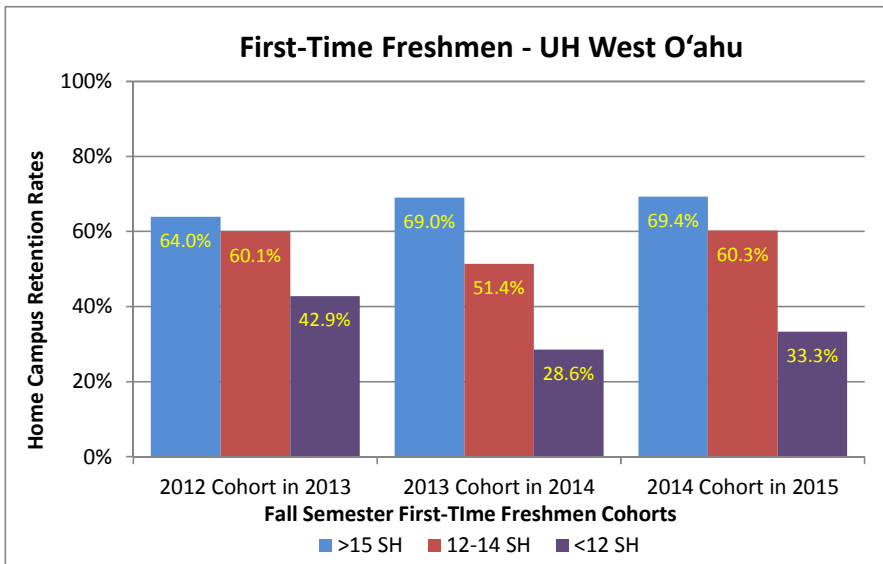
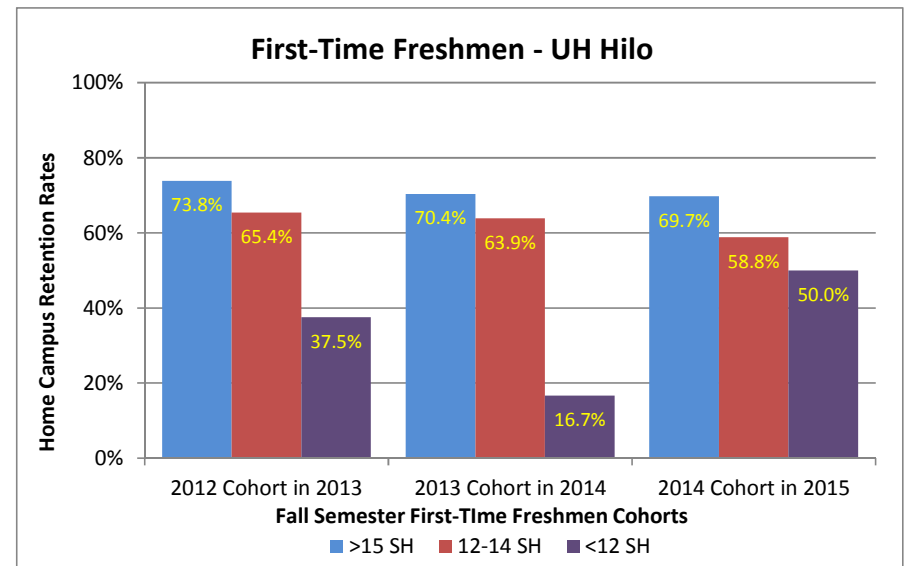
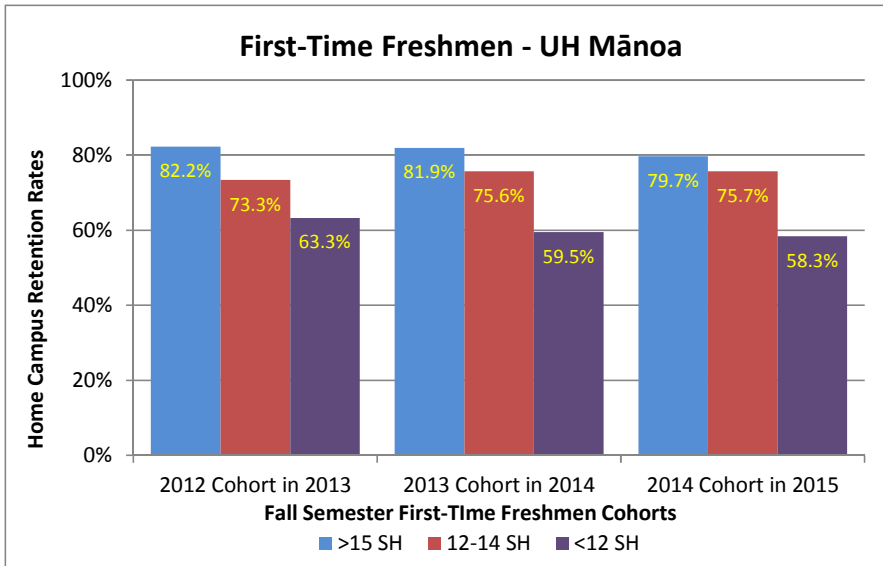
Systemwide Credits Attempted	Windward Community College Fall Semesters							
	2008	2009	2010	2011	2012	2013	2014	2015
>=15	80	99	112	105	153	212	220	176
12 – 14.5	693	790	872	845	762	741	720	667
10 – 11.5	76	104	100	113	130	125	127	111
7 – 9.5	255	290	316	355	342	324	268	260
4 – 6.5	291	315	363	397	409	377	318	309
1 – 3.5	151	171	186	152	139	132	129	107
Total	1,546	1,769	1,949	1,967	1,935	1,911	1,782	1,630
% >= 15 Credits	5.2%	5.6%	5.7%	5.3%	7.9%	11.1%	12.3%	10.8%
% Δ >=15 Credits		0.4%	0.2%	-0.4%	2.6%	3.2%	1.3%	-1.5%

Source: IRO Base Census (revised files).  
UH Institutional Research and Analysis Office; revised October 2015.

# FALL-TO-FALL RETENTION RATES BY SYSTEMWIDE CREDITS ATTEMPTED FIRST-TIME FRESHMEN BY UH UNIT - FALL 2015



## FALL-TO-FALL HOME CAMPUS RETENTION RATES BY SYSTEMWIDE CREDITS ATTEMPTED IN INTIAL SEMESTER - FIRST-TIME FRESHMEN BY UH UNIT - HISTORICAL



**RETENTION BY CREDIT HOURS TAKEN  
FALL 2014 FIRST-TIME FRESHMEN ENROLLED IN FALL 2015**

University of Hawai'i System											
Credits Taken Systemwide Fall 2014	Enrolled Fall 2014					Retention Rate		Systemwide Credits >=15 Fall 2015			
	Total Cohort	Total Enrolled	Home Campus	Other UH	Not Enrolled	System- wide	Home Campus	Total Enrolled Num % Yes		Home Campus Num % Yes	
>=15	2,093	1,648	1,568	80	445	78.7%	74.9%	981	59.5%	955	60.9%
12 - 14.5	3,888	2,611	2,438	173	1,277	67.2%	62.7%	705	27.0%	679	27.9%
<12 Credits	1,832	814	777	37	1,018	44.4%	42.4%	75	9.2%	70	9.0%
<b>Total</b>	<b>7,813</b>	<b>5,073</b>	<b>4,783</b>	<b>290</b>	<b>2,740</b>	<b>64.9%</b>	<b>61.2%</b>	<b>1,761</b>	<b>34.7%</b>	<b>1,704</b>	<b>35.6%</b>

University of Hawai'i at Mānoa											
Credits Taken Systemwide Fall 2014	Enrolled Fall 2014					Retention Rate		Systemwide Credits >=15 Fall 2015			
	Total Cohort	Total Enrolled	Home Campus	Other UH	Not Enrolled	System- wide	Home Campus	Total Enrolled Num % Yes		Home Campus Num % Yes	
>=15	1,163	962	927	35	201	82.7%	79.7%	664	69.0%	653	70.4%
12 - 14.5	654	516	495	21	138	78.9%	75.7%	288	55.8%	284	57.4%
<12 Credits	24	16	14	2	8	66.7%	58.3%	4	25.0%	4	28.6%
<b>Total</b>	<b>1,841</b>	<b>1,494</b>	<b>1,436</b>	<b>58</b>	<b>347</b>	<b>81.2%</b>	<b>78.0%</b>	<b>956</b>	<b>64.0%</b>	<b>941</b>	<b>65.5%</b>

University of Hawai'i at Hilo											
Credits Taken Systemwide Fall 2014	Enrolled Fall 2014					Retention Rate		Systemwide Credits >=15 Fall 2015			
	Total Cohort	Total Enrolled	Home Campus	Other UH	Not Enrolled	System- wide	Home Campus	Total Enrolled Num % Yes		Home Campus Num % Yes	
>=15	185	141	129	12	44	76.2%	69.7%	75	53.2%	73	56.6%
12 - 14.5	243	173	143	30	70	71.2%	58.8%	74	42.8%	66	46.2%
<12 Credits	4	2	2	0	2	50.0%	50.0%	0	0.0%	0	0.0%
<b>Total</b>	<b>432</b>	<b>316</b>	<b>274</b>	<b>42</b>	<b>116</b>	<b>73.1%</b>	<b>63.4%</b>	<b>149</b>	<b>47.2%</b>	<b>139</b>	<b>50.7%</b>

University of Hawai'i - West O'ahu											
Credits Taken Systemwide Fall 2014	Enrolled Fall 2014					Retention Rate		Systemwide Credits >=15 Fall 2015			
	Total Cohort	Total Enrolled	Home Campus	Other UH	Not Enrolled	System- wide	Home Campus	Total Enrolled Num % Yes		Home Campus Num % Yes	
>=15	62	51	43	8	11	82.3%	69.4%	33	64.7%	31	72.1%
12 - 14.5	189	147	114	33	42	77.8%	60.3%	46	31.3%	40	35.1%
<12 Credits	15	8	5	3	7	53.3%	33.3%	1	12.5%	1	20.0%
<b>Total</b>	<b>266</b>	<b>206</b>	<b>162</b>	<b>44</b>	<b>60</b>	<b>77.4%</b>	<b>60.9%</b>	<b>80</b>	<b>38.8%</b>	<b>72</b>	<b>44.4%</b>



**RETENTION BY CREDIT HOURS TAKEN  
FALL 2014 FIRST-TIME FRESHMEN ENROLLED IN FALL 2015**

University of Hawai'i Community Colleges											
Credits Taken Systemwide Fall 2014	Enrolled Fall 2014					Retention Rate		Systemwide Credits >=15 Fall 2015			
	Total Cohort	Total Enrolled	Home Campus	Other UH	Not Enrolled	System- wide	Home Campus	Total Enrolled		Home Campus	
								Num	% Yes	Num	% Yes
>=15	683	494	469	25	189	72.3%	68.7%	209	42.3%	198	42.2%
12 - 14.5	2,802	1,775	1,686	89	1,027	63.3%	60.2%	297	16.7%	289	17.1%
10 - 11.5	249	128	120	8	121	51.4%	48.2%	15	11.7%	13	10.8%
7 - 9.5	657	325	312	13	332	49.5%	47.5%	28	8.6%	26	8.3%
4 - 6.5	568	234	225	9	334	41.2%	39.6%	18	7.7%	17	7.6%
1 - 3.5	315	101	99	2	214	32.1%	31.4%	9	8.9%	9	9.1%
<b>Total</b>	<b>5,274</b>	<b>3,057</b>	<b>2,911</b>	<b>146</b>	<b>2,217</b>	<b>58.0%</b>	<b>55.2%</b>	<b>576</b>	<b>18.8%</b>	<b>552</b>	<b>19.0%</b>

University of Hawai'i Community Colleges Associate in Arts (AA) Degree Seekers Only											
Credits Taken Systemwide Fall 2014	Enrolled Fall 2014					Retention Rate		Systemwide Credits >=15 Fall 2015			
	Total Cohort	Total Enrolled	Home Campus	Other UH	Not Enrolled	System- wide	Home Campus	Total Enrolled		Home Campus	
								Num	% Yes	Num	% Yes
>=15	413	303	286	17	110	73.4%	69.2%	112	37.0%	105	36.7%
12 - 14.5	1,726	1,143	1,081	62	583	66.2%	62.6%	190	16.6%	184	17.0%
10 - 11.5	132	69	63	6	63	52.3%	47.7%	8	11.6%	6	9.5%
7 - 9.5	394	204	195	9	190	51.8%	49.5%	16	7.8%	14	7.2%
4 - 6.5	328	135	132	3	193	41.2%	40.2%	9	6.7%	8	6.1%
1 - 3.5	194	55	54	1	139	28.4%	27.8%	6	10.9%	6	11.1%
<b>Total</b>	<b>3,187</b>	<b>1,909</b>	<b>1,811</b>	<b>98</b>	<b>1,278</b>	<b>59.9%</b>	<b>56.8%</b>	<b>341</b>	<b>17.9%</b>	<b>323</b>	<b>17.8%</b>

Source: IRO Base Census.  
UH Institutional Research and Analysis Office; October 2015.