



University Council on Articulation

March 31, 2015

Reverse Credit Transfer

- ▶ Piloted in Spring 2013 with about 300 eligible students
- ▶ Expanded to all seven community colleges in Fall 2013 with about 600 students
- ▶ No cost to the student (100% electronic). Student may opt out.
- ▶ Reverse Credit Transfer process awarded approximately 700 Associate degrees per year



Automatic Admission (AA) Acceptances Spring 2010 – Spring 2015

- ▶ Spring offers > Fall offers
- ▶ Acceptances increasing over time
 - ▶ Up to 40% for Fall offers
 - ▶ About 45% for Spring offers
- ▶ Reoffers have about a 7% acceptance rate



AA: Acceptances by Campuses Spring 2010 – Spring 2015

Campus	Total	Percent
UH Mānoa	3807	62%
UH Hilo	628	11%
UH West O'ahu	1531	27%

TOTAL: 5666





AA: Enrollment Patterns Spring 2010 – Spring 2015

	Total	Percent
Total Enrolled First Semester	3070	83%
Enrolled at Intended Campus	2403	65%
Still at UHCC	619	17%
Other Four-Year Campus	48	1%
Gone from UH	608	17%

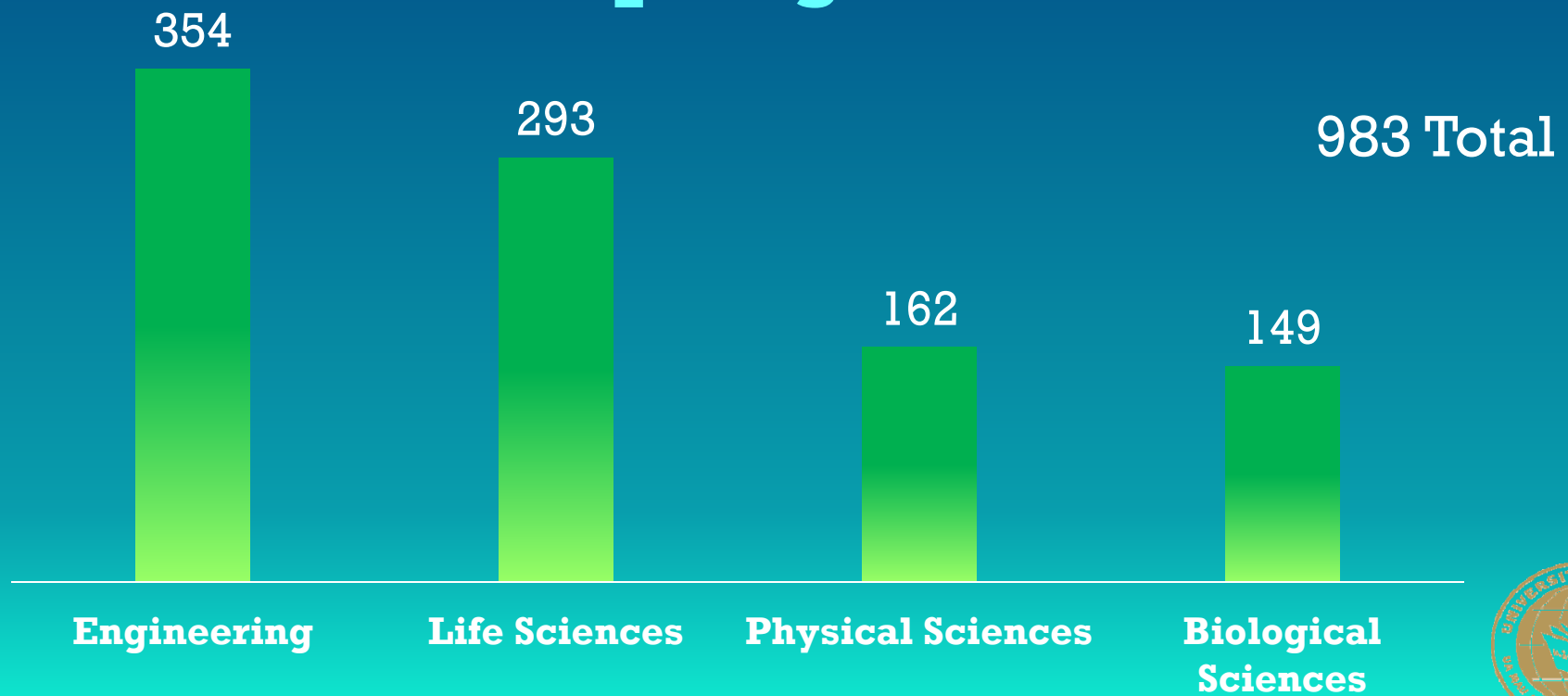
TOTAL: 3678

AA: Persistence and Graduation Patterns Spring 2010 – Spring 2015


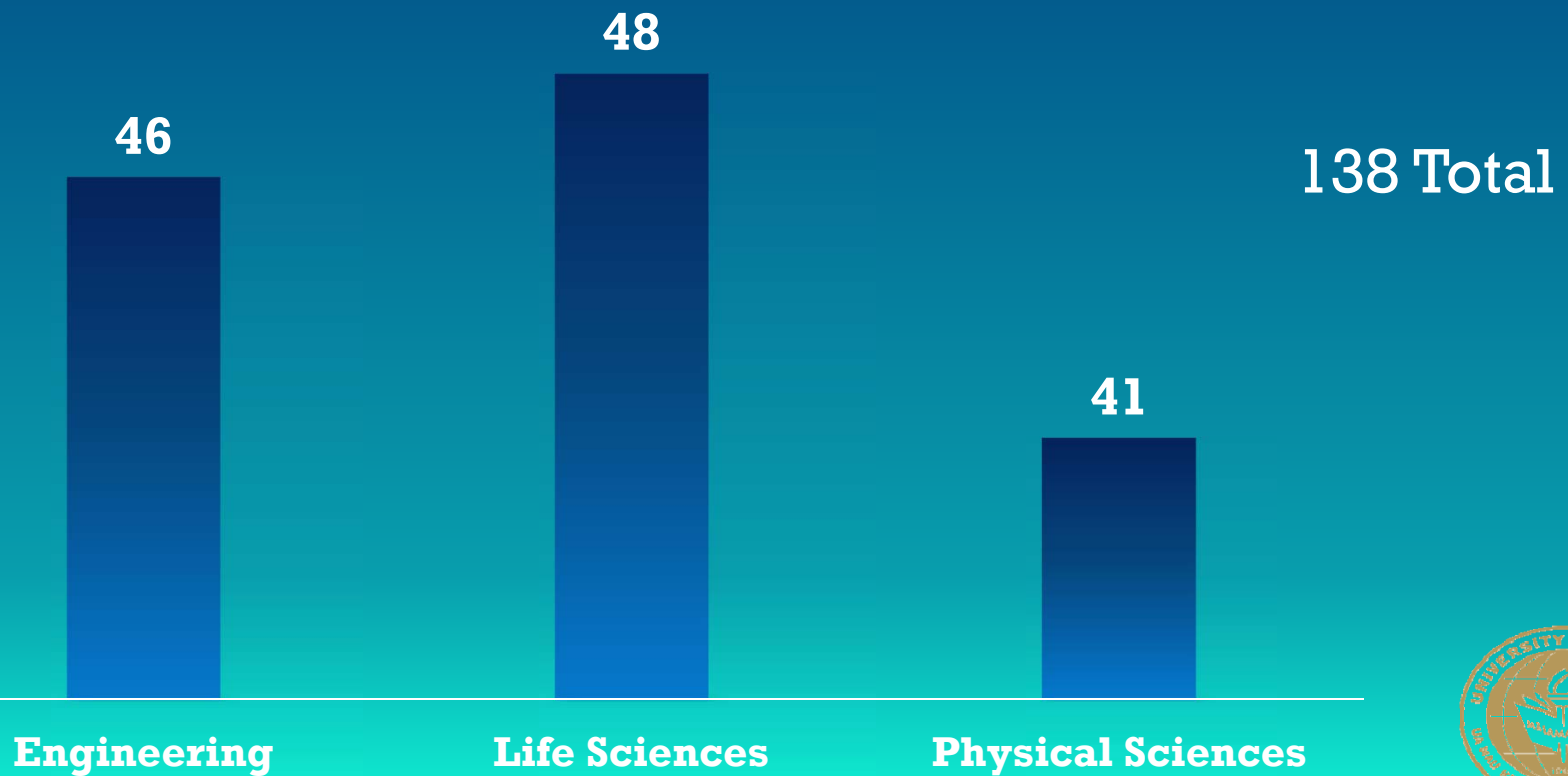


Campus	2-Yr Grad Rate (Sp10-F12)	100% Grad Rate (13-14 FTFT)	4-Year Grad Rate (Sp10, F10)	150% Grad Rate (13-14, FTFT)
UH Mānoa	33%	24.7%	58%	62.2%
UH Hilo	21%	11.0%	64%	38.4%
UH West O'ahu	41%	0%	55%	40%

Top ASNS Majors by Concentration Spring 2015



ASNS Graduates – 2008-2014



ASNS Graduates who Transferred to a UH 4-Year Campus (Fall 2008-Fall 2014)

Graduates:

- ▶ 51 of 138 (37%) transferred to a UH 4-Year Campus
 - ▶ What happened to the other 87?
- ▶ UH Mānoa – 49 (100% to STEM Majors)
- ▶ UH Hilo – 2 (100% to STEM Majors)



ASNS Majors who Transferred to a UH-Four Year (Fall 2008-Fall 2014)

Campus	Total	Percent
UH Mānoa	160	87.5% to STEM Majors
UH Hilo	11	64% to STEM Majors
UH West O'ahu	9	0% to STEM Majors



IRAO Transfer Report

https://www.hawaii.edu/institutionalresearch/transferReport.action?reportId=MAPS_TRANSFER_NARRATIVE




Total Number of Transfers to a 4-Year Campus



Selected Characteristics of UHCC to UH 4-Year Transfers: Fall 2014

- ▶ 58% transferred to UH Mānoa , 14% to UH Hilo and 27% to UH West O‘ahu
- ▶ Transfer Credits at time of transfer:
 - ▶ <31 credits – 4.6%
 - ▶ >41 to <61 – 24.2%
 - ▶ >61 to <91 – 51.0%
 - ▶ >91 – 20.0%



Selected Characteristics of UHCC to UH 4-Year Transfers: Fall 2014

- ▶ Associate Degrees – 56%
 - ▶ AA – 41%
 - ▶ AAS – 3%
 - ▶ AS – 12%



Top 5 Majors that Transfer Students from UHCC

- ▶ UH Mānoa
 - ▶ General Arts & Sciences, BA
 - ▶ General Pre-Business, BA
 - ▶ General Pre-Psychology, BA
 - ▶ Art, BA
 - ▶ General Pre-Nursing, BS



Top 5 Majors that Transfer Students from UHCC

- ▶ UH Hilo
 - ▶ Psychology, BA
 - ▶ Pre-Nursing, BS
 - ▶ Agriculture, BS
 - ▶ General UNCLS, BA
 - ▶ Business Administration, BBA



Top 5 Majors that Transfer Students from UHCC

- ▶ UH West O'ahu
 - ▶ Business Administration, BA
 - ▶ Social Sciences, BA
 - ▶ Public Administration, BA
 - ▶ Education, BED
 - ▶ Applied Science, BAS

