




UNIVERSITY OF HAWAII


INTERIM ASSOCIATE VICE PRESIDENT FOR PLANNING AND POLICY

September 8, 2003

MEMORANDUM

TO: Evan S. Dobelle
President


VIA: David McClain 
Vice President for Academic Affairs

FROM: Linda K. Johnsrud 
Interim Associate Vice President for Planning and Policy

SUBJECT: PRELIMINARY OPENING FALL 2003 ENROLLMENTS—ALL CREDIT PROGRAMS

It is a pleasure to share with you the 2003 opening fall enrollments at all campuses of the University of Hawai'i system. These preliminary opening credit enrollment figures show that the University system enrollment of 50,765 is 2,288 or 4.7% more than at a comparable date last fall. The UH system has experienced steady enrollment increases since fall 2001.

These enrollment figures are ready for distribution. Draft press comments are enclosed for use as appropriate.

 9/10/03

Evan S. Dobelle
President

Date

Enclosures

c: Council of Chancellors
Vice Presidents (Ching, Costello, Kirititsu, Gaines, Tsunoda, McClain)
Sam, D. Iha,
Mike R.
OPP mgrs
CCAO

FALL 2003 OPENING ENROLLMENT HIGHLIGHTS

University of Hawai'i enrollments are up at seven of the ten campuses. Preliminary opening credit enrollment figures indicate that 50,765 students have registered for classes on all campuses of the University of Hawai'i. This number reflects 2,288, or 4.7 percent more student enrollments than at a comparable date in fall 2002.

It is expected that another 29,000 students will be enrolling in non-credit programs throughout the UH system, bringing the total enrollment to more than 79,000. Note that reporting periods for non-credit programs were changed effective fall 2002. Comparisons against last year's non-credit estimate (20,000) may not reflect real increases.

Highlights:

- ! UH system enrollment has steadily increased since fall 2001.
- ! UH Mānoa's enrollment stands at 19,742, 1,033 or 5.5% more students than at a comparable date in fall 2002.
- ! UH Hilo's opening fall enrollment stands at 3,340, an increase of 271 students or 8.8%.
- ! UH West O'ahu's opening credit enrollment slipped slightly to 821, decreasing by 13 (-1.6%) compared to a year ago.
- ! UH Community College enrollment stands at 26,862, up 3.9%. Five of seven campuses reported increases ranging from 0.7%–6.9%. Only two, Kaua'i and Maui, reported slight decreases (-1.1% and -1.7%, respectively).
- ! The Mānoa campus posted the largest numerical gain with 1,033 students. This was followed by the University campuses at Kapi'olani (458), Leeward (403), and Hilo (271).
- ! The greatest percentage gains in enrollments were at the University campuses at Hilo (8.8%), Windward (6.9%), and Leeward (6.8%).

Contact:

Sandra Furuto, Office of the Interim Associate Vice President for Planning and Policy
(956-7487)

**University of Hawai'i
Preliminary Opening Enrollments
All Credit Enrollments
Fall 2003**

Campus	Fall 2002 Enrollment	Fall 2003 Enrollment	Number Change	Percent Change
System Total	48,477	50,765	2,288	4.7%
UH Mānoa	18,709	19,742	1,033	5.5%
UH Hilo	3,069	3,340	271	8.8%
UH-West O'ahu	834	821	-13	-1.6%
UH Community Colleges	25,865	26,862	997	3.9%
Hawai'i	2,273	2,319	46	2.0%
Honolulu	4,411	4,444	33	0.7%
Kapi'olani	7,221	7,679	458	6.3%
Kaua'i	1,224	1,210	-14	-1.1%
Leeward	5,915	6,318	403	6.8%
Maui	3,055	3,004	-51	-1.7%
Windward	1,766	1,888	122	6.9%

Source: I3001 Headcount Enrollment Report by Semester, Datamart

OVPPP: 09/08/2003

**University of Hawai'i
Preliminary Opening Enrollments
Fall Semesters, 1993–2003**

					UH Community Colleges							
	System Total	UH Mānoa	UH Hilo	UH-West O'ahu	UHCC Subtotal	Hawai'i	Honolulu	Kapi'olani	Kaua'i	Leeward	Maui	Windward
1993	51,226	20,555	2,973	676	27,022	2,322	4,881	7,452	1,562	6,569	2,640	1,696
1994	52,229	20,476	2,884	744	28,125	2,650	5,016	7,699	1,503	6,629	2,829	1,799
1995	51,418	20,318	2,875	719	27,506	2,881	4,694	7,417	1,434	6,466	2,777	1,837
1996	47,501	18,419	2,764	649	25,669	2,519	4,069	7,261	1,362	6,060	2,869	1,529
1997	45,674	17,320	2,598	650	25,106	2,286	4,023	7,206	1,274	5,975	2,804	1,538
1998	45,248	16,825	2,696	687	25,040	2,335	4,161	7,302	1,127	5,771	2,836	1,508
1999	45,967	17,223	2,776	689	25,279	2,281	4,645	7,293	1,134	5,559	2,841	1,526
2000	44,587	17,148	2,873	670	23,896	2,098	4,323	6,920	1,057	5,367	2,661	1,470
2001	46,198	17,601	2,912	733	24,952	2,116	4,567	7,203	1,168	5,643	2,697	1,558
2002	48,477	18,709	3,069	834	25,865	2,273	4,411	7,221	1,224	5,915	3,055	1,766
2003	50,765	19,742	3,340	821	26,862	2,319	4,444	7,679	1,210	6,318	3,004	1,888