

About the Projections

Between 2004 to 2014, the State of Hawaii will create approximately 8,720 jobs annually. Openings will be generated in a multitude of jobs cutting across various education and wage levels. To properly assess occupational demand to establish training programs that will match occupational opportunities in the state, the Inside tables rank occupations by their average number of job openings. The occupations are grouped according to education and/or training requirements.

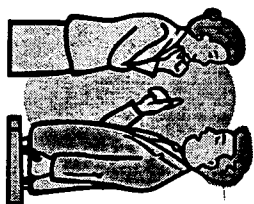
Note: Only those occupations with 400 or more employment in 2004 are included in these tables.



Department of Labor and Industrial Relations

Research and Statistics Office
Labor Market Research
830 Punchbowl Street, Room 304
Honolulu, Hawaii 96813


Phone: 808-586-9025
Fax: 808-586-9022
Email: dilir.rs.hiwi@hawaii.gov



Are you *J* _OBSOLETE?
Are you *J*OB READY?



Best Job Opportunities in 2014 State of Hawaii (Ranked by Number of Openings)



www.hiwi.org

RESEARCH AND STATISTICS OFFICE

Research and Statistics Office
Department of Labor and Industrial Relations
December 2007

HAWAII JOBS with the HIGHEST NUMBER OF OPENINGS

Long-Term Preparation
(At least a bachelor's degree or higher, may need work experience)

	2004-2014 Annual Job Openings	Annual Growth Rate	2008 Mean Annual Wages
Elementary School Teachers, Except Special Education	300	1.42%	\$43,260
Secondary School Teachers, Except Special & Vocational Education	270	1.17%	\$51,390
General & Operations Managers	240	1.80%	\$94,810
Accountants & Auditors	210	1.63%	\$50,230
Middle School Teachers, Except Special & Vocational Education	130	0.92%	\$46,890
Property, Real Estate, & Community Association Managers	110	0.70%	\$50,770
Network Systems & Data Communications Analysts	90	5.40%	\$62,780
Sales Managers	70	2.36%	\$82,210
Computer Systems Analysts	70	2.02%	\$66,360
Construction Managers	70	1.67%	\$103,590

Middle Level Preparation
(More than one year to less than four years of training or education)

	2004-2014 Annual Job Openings	Annual Growth Rate	2008 Mean Annual Wages
Registered Nurses	400	2.59%	\$68,680
Cooks, Restaurant	270	1.17%	\$25,650
Carpenters	240	2.18%	\$55,310
Nursing Aides, Orderlies, & Attendants	180	2.56%	\$26,080
Automotive Service Technicians & Mechanics	120	1.26%	\$35,840
Plumbers, Pipefitters, & Steamfitters	110	1.95%	\$47,270
Electricians	100	1.86%	\$55,880
Police & Sheriff's Patrol Officers	90	0.91%	\$45,980
Fire Fighters	80	1.30%	\$43,310
Captains, Mates, & Pilots of Water Vessels	70	6.69%	\$44,120

Short-Term Preparation
(From one month to twelve months of training or education)

	2004-2014 Annual Job Openings	Annual Growth Rate	2008 Mean Annual Wages
Maintenance & Repair Workers, General	280	1.89%	\$35,920
Customer Service Representatives	250	2.27%	\$31,430
Bookkeeping, Accounting, & Auditing Clerks	230	0.55%	\$32,100
Sales Representatives, Wholesale/Mfg. Exc. Technical/Scientific Products	200	1.62%	\$43,870
Construction Laborers	190	2.03%	\$42,280
Secretaries, Except Legal, Medical, & Executive	150	-0.49%	\$32,200
Painters, Construction & Maintenance	120	1.95%	\$46,710
Executive Secretaries & Administrative Assistants	120	1.18%	\$41,790
Social & Human Service Assistants	100	2.36%	\$28,490
Medical Assistants	90	2.83%	\$29,330

Little Preparation
(Less than one month of training, usually on the job)

	2004-2014 Annual Job Openings	Annual Growth Rate	2008 Mean Annual Wages
Retail Salespersons	1,370	1.93%	\$22,660
Waiters & Waitresses	980	1.03%	\$23,310
Cashiers	680	0.37%	\$20,100
Combined Food Preparation & Serving Workers, Including Fast Food Janitors & Cleaners, Except Maids & Housekeeping Cleaners	520	1.83%	\$21,880
Counter Attendants, Cafeteria, Food Concession, & Coffee Shop	510	1.28%	\$17,930
Office Clerks, General	480	0.73%	\$24,360
Maids & Housekeeping Cleaners	410	1.26%	\$26,030
Landscaping & Groundskeeping Workers	350	1.46%	\$25,970
Laborers & Freight, Stock, & Material Movers, Hand	330	1.37%	\$27,660

About the Projections

Between 2004 to 2014, the State of Hawaii will create approximately 8,720 jobs annually. Openings will be generated in a multitude of jobs cutting across various education and wage levels. To properly assess occupational demand to establish training programs that will match occupational opportunities in the state, the inside tables rank occupations by their growth rates. The occupations are grouped according to education and/or training requirements.

Note: Only those occupations with 400 or more employment in 2004 are included in these tables.



Department of Labor and Industrial Relations

Research and Statistics Office
Labor Market Research
830 Punchbowl Street, Room 304
Honolulu, Hawaii 96813

Phone: 808-586-9025
Fax: 808-586-9022
Email: dllr.rs.hawaii@hawaii.gov



Research and Statistics Office


A proud member of



Are you **J_OBSOLETE?**
Are you **JOB READY?**



Best Job Opportunities in 2014 State of Hawaii (Ranked by Growth Rate)



www.hawaii.org

OFFICE OF THE GOVERNOR
OFFICE OF THE ATTORNEY GENERAL
OFFICE OF THE COMPTROLLER OF ACCOUNTS
OFFICE OF THE DEPARTMENT OF LABOR AND INDUSTRIAL RELATIONS

Research and Statistics Office
Department of Labor and Industrial Relations
December 2007

HOWITT'S FORECAST GROWING JOBS

Long-Term Preparation
(At least a bachelor's degree or higher; may have work experience)

	2004-2014 Annual Job Openings	Annual Growth Rate	2008 Mean Annual Wages
Network Systems & Data Communications Analysts	70	5.40%	\$62,780
Computer Software Engineers, Applications	20	4.26%	\$72,730
Network & Computer Systems Administrators	50	3.89%	\$58,130
Computer Software Engineers, Systems Software	40	3.72%	\$79,470
Biological Science Teachers, Postsecondary	30	2.98%	\$91,580
English Language & Literature Teachers, Postsecondary	30	2.98%	\$61,290
Vocational Education Teachers, Postsecondary	50	2.71%	\$48,550
Personal Financial Advisors	20	2.51%	\$94,090
Instructional Coordinators	30	2.50%	\$47,040
Computer & Information Systems Managers	40	2.40%	\$89,870

Middle Level Preparation
(More than one year or less than four years of training or education)

	2004-2014 Annual Job Openings	Annual Growth Rate	2008 Mean Annual Wages
Captains, Mates, & Pilots of Water Vessels	70	6.69%	\$44,120
Welders, Cutters, Solderers, & Brazers	70	3.68%	\$47,530
Tile & Marble Setters	20	3.53%	\$51,190
Cost Estimators	30	2.75%	\$62,740
Registered Nurses	400	2.59%	\$68,680
Nursing Aides, Orderlies, & Attendants	180	2.56%	\$26,080
Computer Support Specialists	60	2.50%	\$39,500
Brickmasons & Blockmasons	20	2.39%	\$56,700
Transportation, Storage, & Distribution Managers	20	2.32%	\$75,050
Preschool Teachers, Except Special Education	60	2.30%	\$26,300

Short-Term Preparation
(From one month to twelve months of training or education)

	2004-2014 Annual Job Openings	Annual Growth Rate	2008 Mean Annual Wages
Medical Assistants	90	2.83%	\$29,330
Drywall & Ceiling Tile Installers	40	2.74%	\$50,830
Cement Masons & Concrete Finishers	40	2.59%	\$55,700
Roofers	40	2.50%	\$46,930
Pharmacy Technicians	40	2.48%	\$29,320
Team Assemblers	50	2.39%	\$27,680
Social & Human Service Assistants	100	2.36%	\$28,490
Customer Service Representatives	250	2.27%	\$31,430
Construction Laborers	190	2.03%	\$42,280
Payroll & Timekeeping Clerks	40	1.98%	\$35,360

Little Preparation
(Less than one month of training, usually on-the-job)

	2004-2014 Annual Job Openings	Annual Growth Rate	2008 Mean Annual Wages
Sailors & Marine Oilers	70	12.01%	\$31,130
Home Health Aides	90	4.43%	\$24,530
Helpers--Carpenters	30	2.95%	\$32,040
Transportation Attendants, Except Flight Attendants & Baggage Porters	30	2.60%	\$23,290
Taxi Drivers & Chauffeurs	60	2.35%	\$21,870
Industrial Truck & Tractor Operators	60	2.26%	\$32,500
Amusement & Recreation Attendants	80	2.12%	\$21,190
Teacher Assistants	130	2.00%	\$22,560
Court, Municipal, & License Clerks	30	1.94%	\$38,290
Retail Salespersons	1,370	1.93%	\$22,660

Hawaii's Hot 50

DEMAND OCCUPATIONS

Occupation	Skills	Attributes	Knowledge	Training/Education Requirements	Annual Wages	Job Description	Annual Openings
Secondary School Teachers	Instructing, Learning Strategies, Monitoring, Speaking, Time Management	Oral Expression & Comprehension, Speech Clarity & Recognition	Bachelor's Degree or Higher Education/Training	Bachelor's degree	\$52,330	Instruct students in various academic subjects at the secondary level	280
Elementary School Teachers	Instructing, Reading Comprehension, Speaking, Learning Strategies	Oral Comprehension & Expression, Problem Sensitivity, Speech Clarity	English, Education & Training, Mathematics, Psychology, Geography	Bachelor's degree	\$45,420	Teach elementary school pupils basic academic, social, & formulative skills	240
General/Operations Managers	Active Listening, Management of Personnel & Time, Judgment & Decision Making	Oral Expression & Comprehension, Problem Sensitivity, Speech Clarity & Recognition	Administration & Management, Customer & Personal Service, English, Law & Government	Bachelor's or higher + work	\$94,850	Plan, direct or coordinate the daily operations of companies, formulate policies, plan the use of materials and personnel	210
Accountants/Auditors	Mathematics, Active Listening, Critical Thinking, Monitoring	Problem Sensitivity, Deductive & Mathematical Reasoning, Information Ordering	Mathematics, Economic & Accounting, Customer & Personal Service, English	Bachelor's degree	\$51,800	Analyze financial information & prepare financial reports; maintain record of assets & liabilities	160
Middle School Teachers	Instructing, Speaking, Learning Strategies, Active Listening, Reading Comprehension	Oral Expression & Comprehension, Speech Clarity and Recognition, Problem Sensitivity	Education & Training, English, Psychology, Computers & Electronics, Mathematics	Bachelor's degree	\$48,660	Teach students in various academic subjects at the middle school level	90
Property/Real Estate/Community Assoc. Managers	Active Listening, Critical Thinking, Time Management, Reading Comprehension, Speaking	Oral Comprehension & Expression, Written Comprehension & Expression, Speech Clarity	Customer & Personal Service, Administration & Management, Sales & Marketing, Clerical	Bachelor's degree	\$50,510	Plan, direct or coordinate selling, buying, leasing or governance activities of real estate properties	70
Lawyers	Reading Comprehension, Judgment & Decision Making, Writing, Critical Thinking	Oral Expression, Problem Sensitivity, Speech Clarity, Inductive Reasoning, Oral Comprehension	Law & Government, English, Customer & Personal Service	Professional degree	\$94,120	Represent clients in legal proceedings, draw up legal documents, & advise clients	70
Construction Managers	Reading Comprehension, Critical Thinking, Coordination, Instructing, Mathematics	Oral Expression & Comprehension, Problem Sensitivity, Inductive & Deductive Reasoning	Building & Construction, Design, Mathematics, English, Public Safety & Security	Bachelor's degree	\$102,020	Plan, direct, coordinate or budget through subordinates construction & maintenance activities	70
Civil Engineers	Mathematics, Critical Thinking, Science, Active Listening, Reading Comprehension	Deductive Reasoning, Oral Expression, Problem Sensitivity, Near Vision	Engineering & Technology, Design, Mathematics, Building & Construction, English	Bachelor's degree	\$71,710	Perform engineering duties in planning, designing, & overseeing construction & maintenance of structures	70
Network Systems/Data Communications Analysts	Equipment Selection, Troubleshooting, Complex Problem Solving	Near Vision, Deductive & Inductive Reasoning, Written Comprehension, Problem Sensitivity	Computers & Electronics, Customer & Personal Service, Telecommunications	Bachelor's degree	\$66,450	Analyze design, test, & evaluate network systems such as LAN/WAN, Internet, Intranet, & data communication systems	70
Registered Nurses	Active Listening, Reading Comprehension, Critical Thinking, Instructing, Speaking	Problem Sensitivity, Oral Expression & Comprehension, Inductive & Deductive Reasoning	Medicine & Dentistry, Psychology, Customer & Personal Service, English, Biology	Associate's degree	\$74,220	Administer nursing care to ill persons	320
Customer Service Representatives	Active Listening, Reading Comprehension, Monitoring, Speaking	Oral Comprehension & Expression, Deductive Reasoning, Problem Sensitivity	Customer & Personal Service, English, Clerical, Mathematics	Moderate-term on-the-job training	\$30,820	Respond to customers inquiries about products and services and handle and resolve complaints	320
Bookkeeping/Account/Audit Clerks	Mathematics, Reading Comprehension, Time Management, Active Listening	Near Vision, Mathematical/Deductive Reasoning, Problem Sensitivity, Oral/Written Comprehension	Clerical, Mathematics, English, Economics & Accounting, Customer & Personal Service	Moderate-term on-the-job training	\$33,460	Compute, classify, & record numerical data to keep financial records complete	230
Cooks, Restaurant	Active Listening & Learning, Reading Comprehension, Speaking, Instructing	Problem Sensitivity, Information Ordering, Near Vision, Time Sharing, Oral Comprehension	Food Production, Customer & Personal Service, Production & Processing	Long-term on-the-job training	\$27,590	Prepare, season, & cook foodstuffs in restaurants; may order supplies, keep records & accounts, plan & price menu	230
Carpenters	Mathematics, Time Management, Active Listening, Critical Thinking	Arm-Hand Steadiness, Multi-limb Coordination, Trunk Strength, Near Vision, Problem Sensitivity	Building & Construction, Mathematics, Design, Production & Processing	Long-term on-the-job training	\$57,350	Construct, erect, install, & repair structures & fixtures of wood, plywood, & wallboard using hand/power tools	200
Sales Reps, Exc. Technical	Active Listening, Speaking, Time Management, Reading Comprehension, Persuasion	Oral Expression & Comprehension, Speech Clarity & Recognition, Written Comprehension	Sales & Marketing, Customer & Personal Service, Mathematics	Moderate-term on-the-job training	\$46,310	Sell goods for wholesalers/manufacturers to businesses or groups of individuals	170

A month or more of training and/or up to an Associate's Degree

Occupation	Skills	Abilities	Knowledge	Training/Education Requirements	Annual Wage	Job Description	Annual Openings
Nursing Aides/Orderlies/Attendants	Active Listening, Instructing, Speaking, Coordination, Time Management	Problem Sensitivity, Oral Comprehension & Expression, Near Vision, Speech Recognition	Customer & Personal Service, English, Education & Training, Medicine & Dentistry	Postsecondary vocational training	\$26,870	Provide patient care under direction of nursing staff such as feed, bathe, dress, groom, or move patients or change linens	130
Secretaries, Exc. Legal, Medical, & Executive	Active Listening, Reading Comprehension, Time Management, Speaking, Writing	Oral Comprehension & Expression, Written Comprehension, Speech Clarity & Recognition	Customer & Personal Service, English, Computer & Electronics, Administration & Mgmt	Moderate-term on-the-job training	\$33,100	Perform routine clerical & administrative functions such as drafting correspondence, scheduling appointments	120
Executive Secretaries/Administrative Assistants	Active Listening, Reading Comprehension, Time Management, Speaking, Writing	Oral Comprehension & Expression, Written Comprehension & Expression, Speech Clarity	Clerical, English, Customer & Personal Service, Computer & Electronics, Administration & Mgmt	Moderate-term on-the-job training	\$42,510	Provide high-level administrative support by researching, preparing reports, handling information requests, clerical functions	120
Truck Drivers, Heavy/Tractor-Trailer	Equipment Maintenance, Active Listening, Time Management, Coordination	Control Precision, Multitask Coordination, Far Vision, Depth Perception, Problem Sensitivity	Transportation, Public Safety & Security, English, Law & Government, Mathematics	Moderate-term on-the-job training	\$39,710	Drive truck with capacity of more than 3 tons to transport materials to specified destinations	120
Construction Laborers	Active Listening, Coordination, Equipment Selection, Speaking, Instructing	Manual Dexterity, Arm-Hand Steadiness, Multi-Limb Coordination, Strength, Oral Comprehension	Building & Construction, Design, Mathematics, Mechanical, Public Safety & Security	Moderate-term on-the-job training	\$44,270	Perform tasks involving physical labor. May operate hand and power tools, clean & prepare sites, assist other craft workers	110
Tour Guides/Escorts	Speaking, Active Listening, Reading Comprehension, Active Learning	Oral Expression & Comprehension, Speech Clarity & Recognition, Problem Sensitivity	Customer & Personal Service, History & Archeology, English, Public Safety & Security	Associate's degree	\$23,890	Escort individuals or groups on sightseeing tours or through places of interest	110
Painters	Active Listening, Time Management, Coordination, Equipment Selection, Monitoring	Arm-Hand Steadiness, Gross Body Equilibrium, Trunk Strength, Flexibility, Near Vision	Customer & Personal Service, English, Clerical, Public Safety & Security, Transportation	Moderate-term on-the-job training	\$46,330	Paint structural surfaces using brushes, rollers, & spray guns. May remove paint and mix colors.	100
Automotive Service Technicians/Mechanics	Troubleshooting, Repairing, Equipment Selection, Active Learning	Problem Sensitivity, Deductive & Inductive Reasoning, Arm-Hand Steadiness, Manual Dexterity	Mechanical, Computer & Electronics, Customer & Personal Service, Education & Training	Postsecondary vocational training	\$35,970	Diagnose, adjust, repair, or overhaul automotive vehicles.	100
Police/Sheriff's Patrol Officers	Judgment & Decision Making, Active Listening, Critical Thinking	Inductive Reasoning, Oral Comprehension & Expression, Near & Far Vision	Law & Government, Public Safety & Security, English	Long-term on-the-job training	\$48,590	Maintain order, enforce laws & ordinances, & protect life & property in a patrol district	100
Retail Salespersons	Active Listening, Mathematics, Speaking, Social Perceptiveness, Critical Thinking	Oral Comprehension & Expression, Trunk Strength, Speech Clarity & Recognition, Problem Sensitivity	Customer & Personal Service, Sales & Marketing, Administration & Management	Short-term on-the-job training	\$24,440	Self merchandise, such as furniture, motor vehicles, appliances, or apparel in retail establishments	1,190
Waiters/Waitresses	Speaking, Active Listening, Service Orientation, Social Perceptiveness	Oral Comprehension & Expression, Speech Clarity & Recognition, Trunk Strength	Customer & Personal Service, English, Sales & Marketing, Food Production	Short-term on-the-job training	\$25,100	Take orders and serve food and beverages to patrons at tables in dining establishment	1,010
Cashiers	Active Listening, Mathematics, Speaking, Instructing, Social Perceptiveness	Oral Expression & Comprehension, Number Facility, Speech Clarity & Recognition, Near Vision	Customer & Personal Service, Mathematics, English, Education & Training	Short-term on-the-job training	\$20,650	Receive and disburse money in establishments other than financial institutions, use electronic scanners & cash registers	630
Office Clerks, General	Active Listening, Reading Comprehension, Speaking, Writing, Social Perceptiveness	Oral Comprehension & Expression, Speech Clarity & Recognition, Near Vision	Customer & Personal Service, Clerical, English, Mathematics, Economics & Accounting	Short-term on-the-job training	\$26,180	Clerical duties may be assigned in accordance with the office procedures of an establishment	410
Food Counter Attendants	Speaking, Instructing, Active Listening, Reading Comprehension	Oral Comprehension & Expression, Speech Recognition & Clarity, Trunk Strength	Customer & Personal Service, Food Production, Mathematics	Short-term on-the-job training	\$19,370	Serve food to diners at counter or from a steam table	410
Janitors/Cleaners	Reading Comprehension, Active Listening, Speaking, Coordination	Trunk & State Strength, Flexibility, Manual Dexterity, Oral Comprehension, Near Vision	No specific knowledge	Short-term on-the-job training	\$23,760	Keep buildings in clean & orderly condition, perform heavy cleaning duties	350
Fast Food Preparers & Servers	Active Listening, Speaking, Instructing, Mathematics, Service Orientation	Oral Comprehension & Expression, Speech Clarity & Recognition, Near Vision, Problem Sensitivity	Customer & Personal Service, Food Production, Sales & Marketing, Mathematics	Short-term on-the-job training	\$19,910	Perform duties which combine both food preparation and food service	340
Food Preparation Workers	Active Listening, Reading Comprehension, Instructing, Speaking, Learning Strategies	Oral Comprehension, Arm-Hand Steadiness, Manual Dexterity, Speech Recognition	Customer & Personal Service, Food Production, Mathematics, English	Short-term on-the-job training	\$21,360	Perform a variety of food preparation duties other than cooking	340
Maid/ Housekeeping Cleaners	Reading Comprehension	Flexibility, Oral Comprehension	No specific knowledge	Short-term on-the-job training	\$27,390	Perform light cleaning duties to maintain private households or commercial establishments	320
Security Guards	Active Listening, Reading Comprehension, Social Perceptiveness, Monitoring	Problem Sensitivity, Selective Attention, Inductive Reasoning, Near Vision, Oral Comprehension	Public Safety & Security, Customer & Personal Service, English, Law & Government	Short-term on-the-job training	\$25,410	Guard, patrol, or monitor premises to prevent theft, violence, or intrusions of rules	280
Laborers & Hand Freight/Stock/Moveers	Active Listening, Reading Comprehension, Instructing, Coordination	Static & Trunk Strength, Multitask Coordination, Near Vision, Oral Comprehension & Expression	English, Public Safety & Security	Short-term on-the-job training	\$28,710	Manually move freight, stock, or other materials or perform other unskilled general labor	250

Occupation	Skills	Abilities	Knowledge	Training/Education Requirements	Annual Wage	Job Description	Annual Openings
Landscaping/ Groundskeeping Workers	Equipment Maintenance, Active Listening, Speaking, Reading Comprehension	Arm-Hand Steadiness, Limb Coordination, Control Precision, Manual Dexterity, Near Vision	Mechanical	Short-term on-the-job training	\$28,350	Landscape or maintain grounds of property using hand or power tools or equipment	220
Personal & Home Care Aides	Active Listening, Social Perceptiveness, Coordination, Service Oriented, Monitoring Learning Strategies, Speaking, Active Listening, Equipment Maintenance	Oral Comprehension & Expression, Speech Clarity & Recognition, Deductive Reasoning, Manual & Finger Dexterity, Arm-Hand Steadiness, Trunk Strength, Multilimb Coordination	Customer & Personal Service, English	Short-term on-the-job training	\$19,770	Assist elderly or disabled adults with daily living activities at the person's home or day-care facility	220
Dishwashers	Learning Strategies, Speaking, Active Listening, Equipment Maintenance	Manual & Finger Dexterity, Arm-Hand Steadiness, Trunk Strength, Multilimb Coordination	No specific knowledge	Short-term on-the-job training	\$20,510	Clean dishes, kitchen, food preparation equipment, or utensils	210
Dining/Cafe/Bar Attendants	Speaking, Active Listening, Learning Strategies, Social Perceptiveness	Manual & Finger Dexterity, Arm-Hand Steadiness, Trunk Strength, Multilimb Coordination	Customer & Personal Service	Short-term on-the-job training	\$23,790	Facilitate food service, clean tables, carry dirty dishes, replace soiled table linens, set tables	190
Stock Clerks/Order Fillers	Active Listening, Speaking, Reading Comprehension, Coordination	Oral Expression & Comprehension, Speech Clarity, Trunk Strength, Category Flexibility	Customer & Personal Service, Mathematics, English, Clerical	Short-term on-the-job training	\$24,200	Receive, store, and issue sales floor merchandise, materials, & equipment, stock shelves & displays	170
Child Care Workers	Active Listening, Learning Strategies, Social Perceptiveness, Instruction	Problem Sensitivity, Oral Comprehension & Expression, Speech Clarity, Fluency of Ideas	Customer & Personal Service, Psychology, English	Short-term on-the-job training	\$18,310	Attend to children at schools, businesses, private households, & child care institutions	170
Host/Hostesses, Restaurant	Active Listening, Speaking, Service Orientation, Social Perceptiveness	Oral Comprehension & Expression, Speech Clarity & Recognition, Problem Sensitivity, Trunk Strength	Customer & Personal Service	Short-term on-the-job training	\$21,820	Welcome patrons, seat them at tables & help ensure quality of facilities & service	170
Truck Drivers, Light/Delivery Services	Active Listening, Time Management, Equipment Maintenance	Multilimb Coordination, Far Vision, Problem Sensitivity, Spatial Orientation, Static Strength	No specific knowledge	Short-term on-the-job training	\$28,390	Drive a truck or van under 3 tons, primarily to deliver or pick up merchandise or packages	150
Receptionists/ Information Clerks	Active Listening, Speaking, Reading Comprehension, Writing, Service Orientation	Oral Comprehension & Expression, Speech Recognition & Clarity, Information Ordering, Near Vision	Customer & Personal Service, Clerical, English	Short-term on-the-job training	\$26,270	Answer inquiries & obtain information for customers regarding activities conducted at establishment	140
Barenders	Active Listening, Speaking, Social Perceptiveness, Mathematics	Oral Comprehension & Clarity, Near Vision	Customer & Personal Service, Psychology, Mathematics	Short-term on-the-job training	\$30,420	Mix & serve drinks to patrons, directly or through waitstaff	140
Counter/Rental Clerks	Active Listening, Reading Comprehension, Speaking, Mathematics	Oral Comprehension & Expression, Speech Clarity & Recognition, Near Vision, Information Ordering	English, Customer & Personal Service, Administration & Management, Mathematics	Short-term on-the-job training	\$22,320	Receive orders for repairs/rentals/services, may describe options, compute cost, & accept payment	140
Cooks, Fast-Food	Active Listening, Speaking, Reading Comprehension, Instruction	Oral Comprehension & Expression, Speech Recognition, Trunk Strength, Information Ordering	Customer & Personal Service, Food Production, Production & Processing	Short-term on-the-job training	\$18,440	Prepare & cook food in a fast food restaurant with a limited menu	130
Tellers	Mathematics, Active Listening, Service Orientation, Social Perceptiveness	Oral Comprehension & Expression, Information Ordering, Problem Sensitivity, Number Facility	Customer & Personal Service, English, Mathematics	Short-term on-the-job training	\$23,820	Receive & pay out money, keep records of money and negotiable instruments involved in transactions	120
Teacher Assistants	Active Listening, Instruction, Reading Comprehension, Learning Strategies	Oral Expression & Comprehension, Speech Clarity & Recognition, Problem Sensitivity	English, Psychology, Education & Training, Mathematics	Short-term on-the-job training	\$22,540	Perform duties that are instructional in nature or deliver direct services to students or parents	110

Note:
The table reflects Hawaii's top 50 occupations with the largest number of average annual openings based on training levels determined by the U.S. Department of Labor's Bureau of Labor Statistics. The training groups are subject to change pending further review. Within each group, the jobs are ranked by average annual openings.

May 2007 Wages, 2006-2016 Average Annual Openings



Page 4

Research and Statistics Office
Department of Labor and Industrial Relations
December 2008

Contact us for questions and comments:
Phone: (808) 586-9025
Fax: (808) 586-9022
Email: dilr.rs.hiwi@hawaii.gov
Websites: www.hiwi.org
www.hawaii.gov/labor

Address: Research & Statistics Office
Department of Labor & Industrial Relations
830 Punchbowl St., Room 304
Honolulu, Hawaii 96813



For Career Information or Job Search Help, Visit Hawaii's One-Stop Career Centers

OAHU COUNTY

Oahu WorkLinks
Website: www.oahuworklinks.com

Dillingham Shopping Plaza
1505 Dillingham Boulevard Room 110
Telephone: 843-0733 ext. 225

Waialae Neighborhood Center
85-670 Farrington Highway Room 6
Telephone: 696-7067

Waipahu Civic Center
94-275 Mokuaia Street Room 300
Telephone: 675-0010

Makelaia Community Center
99-102 Kalia Street 2nd Floor
Telephone: 488-9630

Princess Ruth Keelikouli Building
830 Punchbowl Street Room 112
Telephone: 586-8700

Kaopoi Civic Center (limited services)
601 Kaemohia Boulevard Room 588
Telephone: 692-7630

Waiatus Sugar Mill (limited services)
67-108 Kealahou St.
Telephone: 637-6508

Kaneohe
46-005 Keawa St., Suite 205
Telephone: 233-3700

HAWAII COUNTY

Big Island Workplace Connection
Website: www.1stop4youhns.com

Hilo

1990 Kinohi Street, Suite 102
Telephone: 981-2860

Kona (limited services)
74-565 Lihua Street Building C Bay 4
Telephone: 327-1770

MAUI COUNTY

WorkSource Maui
Website: www.worksourcemaui.com

Waikuku

2064 Waiia Street, Suite 108
Telephone: 984-2091

Molokai (limited services)
55 Malakona Place Room 4
Telephone: 553-1755

Lanai

Telephone: (809)984-2091

KAUAI COUNTY

Kaui WorkMise!
Website: www.WorkMiseKauai.com

Lihue

3100 Kuhio Highway, Suite C-9
Telephone: 274-3060

Workforce Development Council

James Haraway, Executive Director
Gregg Yamataka, Chair

Workforce Development Division

Elaine N. Young, Administrator
Naomi Harada, Research and Statistics Officer

Research and Statistics Office

Contact us for questions and comments:

Phone: 808-586-9025
Fax: 808-586-9022
Email: dllr.rs.hiwi@hawaii.gov
Web sites: www.hiwi.org
www.hawaii.gov/labor



Research and Statistics Office
Department of Labor and Industrial Relations
830 Punchbowl St., Room 304
Honolulu, Hawaii 96813



Hawaii's Hot 50



State of Hawaii
LINDA LINGLE, Governor

Department of Labor and Industrial Relations
Darwin L.D. Ching, Director



December 2008

SOC Code	Occupation Title	Employment		# Chg.	% Chg.	Average Annual Openings		
		2004	2014			Growth	Separations	Total
13-2021	Appraisers and Assessors of Real Estate	190	210	20	10.5%	0	0	10
13-2031	Budget Analysts	460	500	40	8.7%	0	10	10
13-2041	Credit Analysts	170	170	0	0.0%	0	0	0
13-2051	Financial Analysts	360	430	70	19.4%	10	10	10
13-2052	Personal Financial Advisors	340	430	90	26.5%	10	10	10
13-2053	Insurance Underwriters	400	410	10	2.5%	0	10	10
13-2072	Loan Officers	820	880	60	7.3%	10	10	20
13-2099	Financial Specialists, All Other	310	340	30	9.7%	0	10	10
15-0000	Computer and Mathematical Occupations	8,250	10,460	2,200	26.7%	220	110	330
15-1000	Computer Specialists	7,880	10,040	2,160	27.4%	220	100	320
15-1011	Computer and Information Scientists, Research	80	90	10	12.5%	0	0	0
15-1021	Computer Programmers	1,080	1,070	10	0.9%	0	30	30
15-1031	Computer Software Engineers, Applications	350	500	150	42.9%	20	0	20
15-1032	Computer Software Engineers, Systems Software	790	1,090	300	38.0%	30	10	40
15-1041	Computer Support Specialists	1,370	1,730	360	26.3%	40	20	50
15-1051	Computer Systems Analysts	2,140	2,560	420	19.6%	40	20	70
15-1061	Database Administrators	140	190	50	35.7%	10	0	10
15-1071	Network and Computer Systems Administrators	820	1,130	310	37.8%	30	10	40
15-1081	Network Systems and Data Communications Analysts	980	1,510	530	54.1%	50	10	70
15-1099	Computer Specialists, All Other	140	170	30	21.4%	0	0	10
15-2000	Mathematical Scientists	380	410	30	7.9%	0	10	10
15-2031	Operations Research Analysts	200	210	10	5.0%	0	0	10
15-2041	Statisticians	140	160	20	14.3%	0	0	10
17-0000	Architecture and Engineering Occupations	8,130	8,810	680	8.4%	70	160	220
17-1000	Architects, Surveyors, and Cartographers	1,210	1,250	40	3.3%	0	20	20
17-1011	Architects, Except Landscape and Naval	940	960	20	2.1%	0	10	10
17-2000	Engineers	4,780	5,350	570	11.9%	60	100	150
17-2051	Civil Engineers	1,750	1,980	230	13.1%	20	30	50
17-2071	Electrical Engineers	420	460	40	9.5%	0	10	10
17-2072	Electronics Engineers, Except Computer	580	650	70	13.8%	10	10	20
17-2081	Environmental Engineers	190	200	10	5.3%	0	0	10
17-2111	Health and Safety Engineers, Except Mining Safety Engineers and Inspectors	100	120	20	20.0%	0	0	0
17-2112	Industrial Engineers	80	90	10	12.5%	0	0	0
17-2121	Marine Engineers and Naval Architects	70	130	60	85.7%	0	0	10
17-2141	Mechanical Engineers	580	620	40	6.9%	0	20	20
17-2199	Engineers, All Other	440	460	20	4.5%	0	10	10
17-3000	Drafters, Engineering, and Mapping Technicians	2,140	2,220	80	3.7%	10	40	50
17-3011	Architectural and Civil Drafters	340	330	-10	-2.9%	0	10	10
17-3013	Mechanical Drafters	100	100	0	0.0%	0	0	0
17-3022	Civil Engineering Technicians	170	170	0	0.0%	0	0	10
17-3023	Electrical and Electronic Engineering Technicians	420	460	40	9.5%	0	10	10
17-3026	Industrial Engineering Technicians	60	70	10	16.7%	0	0	0
17-3031	Surveying and Mapping Technicians	210	210	0	0.0%	0	10	10
19-0000	Life, Physical, and Social Science Occupations	5,260	5,890	630	12.0%	60	120	180
19-1000	Life Scientists	950	1,100	150	15.8%	20	20	30
19-2000	Physical Scientists	1,180	1,340	160	13.6%	20	30	40
19-2031	Chemists	160	160	0	0.0%	0	10	10

SOC Code	Occupational Title	Employment ⁽¹⁾	Relative		Mean	
			Std Error ⁽³⁾	Hourly	Annual ⁽²⁾	Median
13-0000	Business and Financial Operations Occupations	23,670	2.3%	\$26.72	\$55,570	\$24.71
13-1000	Business Operations Specialists	15,040	2.5%	\$26.27	\$54,645	\$24.98
13-1011	Agents and Business Managers of Artists, Performers, and Athletes	(8)	(8)	\$36.58	\$76,089	\$34.56
13-1021	Purchasing Agents and Buyers, Farm Products	70	24.5%	\$20.27	\$42,155	\$21.39
13-1022	Wholesale and Retail Buyers, Except Farm Products	1,000	9.9%	\$20.40	\$42,422	\$19.04
13-1023	Purchasing Agents, Except Wholesale, Retail, and Farm Products	950	8.5%	\$28.00	\$58,239	\$26.66
13-1031	Claims Adjusters, Examiners, and Investigators	720	6.6%	\$28.93	\$60,166	\$28.58
13-1032	Insurance Appraisers, Auto Damage	90	16.7%	\$25.84	\$53,738	\$26.07
13-1041	Compliance Officers, Except Agriculture, Construction, Health and Safety, and Transportati	2,350	1.7%	\$21.12	\$43,931	\$18.60
13-1051	Cost Estimators	850	6.8%	\$30.89	\$64,249	\$29.16
13-1071	Employment, Recruitment, and Placement Specialists	720	5.7%	\$24.01	\$49,946	\$22.56
13-1072	Compensation, Benefits, and Job Analysis Specialists	280	13.9%	\$22.65	\$47,118	\$21.58
13-1073	Training and Development Specialists	540	9.4%	\$23.07	\$47,993	\$21.09
13-1079	Human Resources, Training, and Labor Relations Specialists, All Other	550	12.2%	\$27.90	\$58,032	\$27.22
13-1081	Logisticians	280	3.0%	\$34.56	\$71,878	\$34.52
13-1111	Management Analysts	1,350	9.1%	\$33.01	\$68,667	\$32.61
13-1121	Meeting and Convention Planners	250	12.1%	\$22.35	\$46,482	\$21.29
13-1199	Business Operations Specialists, All Other	4,920	5.1%	\$26.95	\$56,065	\$25.95
13-2000	Financial Specialists	8,630	3.9%	\$27.49	\$57,183	\$24.32
13-2011	Accountants and Auditors	4,980	4.4%	\$24.90	\$51,802	\$23.16
13-2021	Appraisers and Assessors of Real Estate	220	38.3%	\$25.89	\$53,846	\$26.33
13-2031	Budget Analysis	370	5.0%	\$30.78	\$64,029	\$29.63
13-2041	Credit Analysts	170	40.6%	\$24.12	\$50,160	\$20.37
13-2051	Financial Analysts	390	19.2%	\$35.25	\$73,314	\$32.36
13-2052	Personal Financial Advisors	470	28.3%	\$35.03	\$72,852	\$32.73
13-2053	Insurance Underwriters	260	13.4%	\$24.69	\$51,356	\$24.28
13-2061	Financial Examiners	60	22.8%	\$30.83	\$64,122	\$29.51
13-2071	Loan Counselors	80	40.9%	\$17.47	\$36,335	\$15.82
13-2072	Loan Officers	910	13.5%	\$35.53	\$73,909	\$26.78
13-2081	Tax Examiners, Collectors, and Revenue Agents	120	0.0%	\$32.14	\$66,853	\$32.02
13-2082	Tax Preparers	150	41.6%	\$22.69	\$47,203	\$21.26
13-2099	Financial Specialists, All Other	460	11.2%	\$28.04	\$58,325	\$26.46
15-0000	Computer and Mathematical Occupations	8,190	4.8%	\$30.11	\$62,627	\$29.32
15-1000	Computer Specialists	7,870	4.8%	\$29.92	\$62,236	\$29.22
15-1021	Computer Programmers	1,460	14.7%	\$28.70	\$59,705	\$28.07
15-1031	Computer Software Engineers, Applications	570	22.1%	\$36.81	\$76,555	\$35.83
15-1032	Computer Software Engineers, Systems Software	370	22.4%	\$41.57	\$86,474	\$40.29

SOC Code	Occupational Title	Employment ⁽¹⁾	Relative Std Error ⁽³⁾	Mean		
				Hourly	Annual ⁽²⁾	Median
15-1041	Computer Support Specialists	1,250	7.3%	\$20.20	\$42,024	\$19.62
15-1051	Computer Systems Analysts	970	8.9%	\$32.02	\$66,604	\$30.56
15-1061	Database Administrators	290	13.1%	\$28.67	\$59,630	\$27.68
15-1071	Network and Computer Systems Administrators	930	9.2%	\$27.54	\$57,287	\$26.71
15-1081	Network Systems and Data Communications Analysts	910	16.0%	\$31.95	\$66,449	\$31.60
15-1099	Computer Specialists, All Other	1,090	9.3%	\$33.52	\$69,727	\$34.93
15-2000	Mathematical Science Occupations	320	16.3%	\$34.79	\$72,373	\$37.39
15-2011	Actuaries	(8)	(8)	\$42.84	\$89,103	\$39.40
15-2031	Operations Research Analysis	110	34.4%	\$34.56	\$71,882	\$34.16
15-2041	Statisticians	150	12.5%	\$32.89	\$68,409	\$28.18
17-0000	Architecture and Engineering Occupations	8,410	3.5%	\$32.23	\$67,033	\$31.96
17-1000	Architects, Surveyors, and Cartographers	890	13.2%	\$30.04	\$62,488	\$28.96
17-1011	Architects, Except Landscape and Naval	570	14.2%	\$31.88	\$66,305	\$31.32
17-1012	Landscape Architects	100	33.6%	\$29.15	\$60,637	\$28.29
17-1021	Cartographers and Photogrammetrists	60	44.8%	\$22.62	\$47,042	\$22.11
17-1022	Surveyors	160	23.3%	\$26.76	\$55,662	\$23.51
17-2000	Engineers	4,890	4.7%	\$36.91	\$76,768	\$36.76
17-2051	Civil Engineers	2,000	9.8%	\$34.48	\$71,712	\$34.65
17-2061	Computer Hardware Engineers	100	28.4%	\$34.64	\$72,043	\$34.45
17-2071	Electrical Engineers	670	16.8%	\$34.61	\$71,996	\$37.20
17-2072	Electronics Engineers, Except Computer	560	10.2%	\$37.71	\$78,434	\$37.86
17-2081	Environmental Engineers	190	23.5%	\$38.22	\$79,499	\$39.29
17-2111	Health and Safety Engineers, Except Mining Safety Engineers and Inspectors	90	11.0%	\$36.01	\$74,900	\$38.52
17-2112	Industrial Engineers	80	31.4%	\$38.53	\$80,147	\$37.67
17-2121	Marine Engineers and Naval Architects	130	42.5%	\$43.51	\$90,492	\$37.78
17-2141	Mechanical Engineers	320	29.1%	\$43.76	\$91,027	\$38.89
17-2199	Engineers, All Other	490	4.6%	\$39.96	\$83,109	\$41.03
17-3000	Drafters, Engineering, and Mapping Technicians	2,630	6.7%	\$24.24	\$50,428	\$23.25
17-3011	Architectural and Civil Drafters	870	16.4%	\$20.79	\$43,233	\$20.66
17-3012	Electrical and Electronics Drafters	160	28.2%	\$21.08	\$43,850	\$19.54
17-3013	Mechanical Drafters	(8)	(8)	\$21.54	\$44,804	\$25.62
17-3021	Aerospace Engineering and Operations Technicians	(8)	(8)	\$32.72	\$68,058	\$34.08
17-3022	Civil Engineering Technicians	310	22.5%	\$20.90	\$43,475	\$20.84
17-3023	Electrical and Electronic Engineering Technicians	420	13.1%	\$29.66	\$61,666	\$28.55
17-3029	Engineering Technicians, Except Drafters, All Other	420	5.6%	\$33.98	\$70,676	\$34.13
17-3031	Surveying and Mapping Technicians	260	16.4%	\$16.42	\$34,162	\$16.16

COMPUTER & DATA PROCESSING

Businesses depend on information technology to operate more efficiently and often rely on the computer and data processing services industry to keep up with the changing technology. The industry requires a diverse and well-educated workforce to provide a variety of services that include computer programming services and applications and systems software design, data processing, Internet services, development and management of databases, and many more.

Although employment is projected to grow rapidly, annual job openings will be moderate because most of these occupations are small. Word processors and typists are predicted to lose considerable employment over the next decade but will still create the most job openings due to replacement needs. Computer systems analysts are also targeted to be a leader in terms of providing future job opportunities.

Many of these occupations require at least a Bachelor's degree, but a few need only moderate on-the-job training. The average pay rises as the education and training level increases. In terms of educational attainment, all occupations require at least some college.

Educational attainment clusters are designed to reflect the multiple paths leading into an occupation and are not intended to replace the education and training requirements. Clusters are defined on the basis of the distribution of educational attainment across occupations.

For additional information on computer-related occupations, visit www.hawaii.org.


State of Hawaii
Department of Labor & Industrial Relations
Research & Statistics Office
P.O. Box 3680
Honolulu, Hawaii 96811-3680

HAWAII

Career Directions

COMPUTER & DATA PROCESSING

A Brief Look at
Jobs ~ Outlook ~ Wages ~ Education



State of Hawaii
Department of Labor & Industrial Relations
Research & Statistics Office
830 Punchbowl Street, Room 304
Honolulu, HI 96813
Phone: (808) 586-8999
Email: dlt.rts.hawaii@hawaii.gov
Website: www.hawaii.org



QUALITY INFORMATION FOR INFORMED DECISION

April 2006