

NONRESIDENT ENROLLMENT POLICY BRIEFING

Linda K. Johnsrud
VP for Academic Planning & Policy
Board of Regents Meeting
October 23, 2008

Nonresident Enrollment Policy Briefing

BOR Policy, Chapter 5, Section 11b(7)

Campus ceilings for non resident (NR)
enrollments are:

- ◎ 30% at baccalaureate campuses
- ◎ 15% at community colleges

The base for determining ceilings is projected
campus headcount enrollment (excludes active
duty military personnel stationed in Hawai'i and
their authorized dependents). (Oct. 18, 2002)

Reasons for Policy Review

- ⦿ Compliance
- ⦿ Student concern regarding NR preference
- ⦿ Legislative interest: resolutions entertained
- ⦿ BOR request

Policy Context

- ⦿ First established in 1970's Controlled Growth Policy
- ⦿ Revised in 2002, as Section 11 in Academic Affairs, Admissions (cap unchanged)
- ⦿ Differential admissions policies may be established for resident and NR students
- ⦿ In establishing admissions criteria for NRs, the campuses shall utilize the following principles:

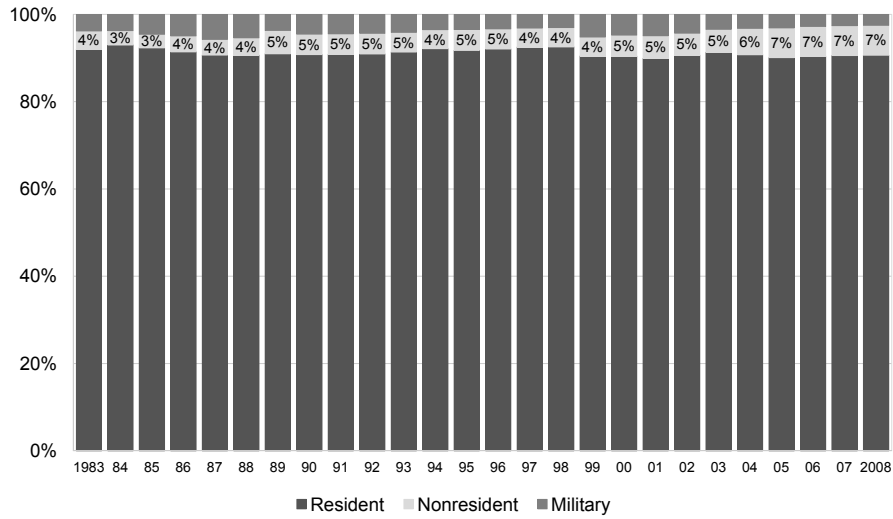
Principles

- ◎ *A public university's first responsibility is to provide higher education opportunities for qualified students from the community that supports it.*
- ◎ *No qualified resident applicant should be denied admission to the University system. Implementing this policy is a major responsibility of both the two- and four-year campuses.*

Principles continued...

At all campuses, but particularly at the Community Colleges, programs established for the explicit purpose of educating and training students to meet state manpower needs have a special obligation to admit qualified residents who can reasonably be expected to remain in the state upon graduation.

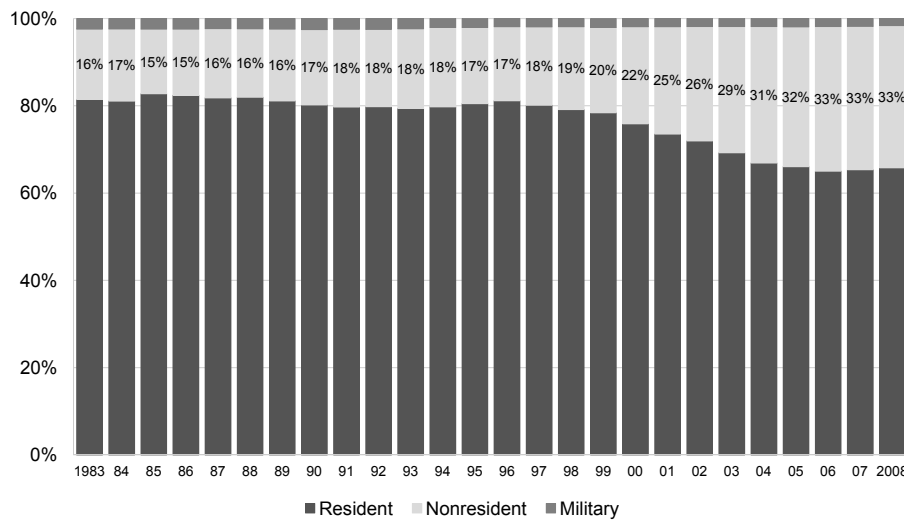
Percent of Nonresidents—UHCC



APP: 10.23.08

7

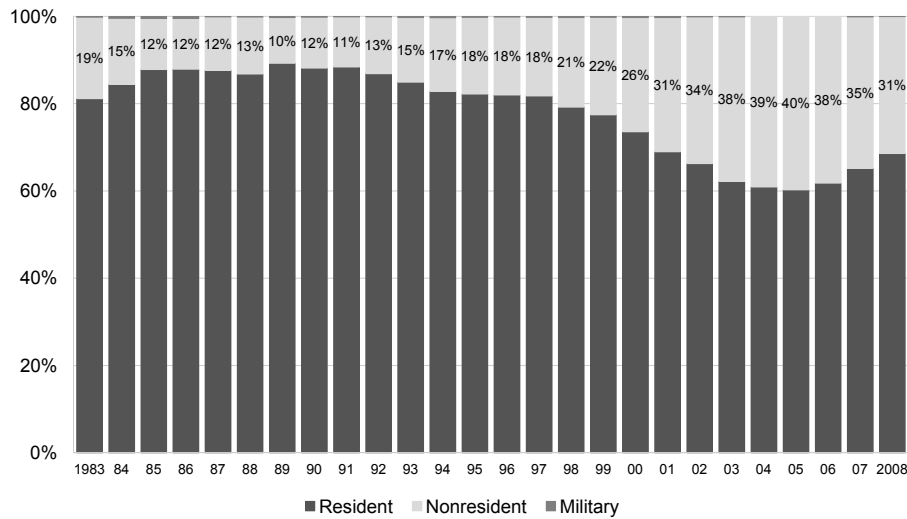
Percent of Nonresidents—UHM



APP: 10.23.08

8

Percent of Nonresidents—UHH



APP: 10.23.08

9

Nonresident Categories

Geographic origin

- Mainland, international, Pacific Island jurisdictions*

Pacific Island jurisdictions include those that do not have baccalaureate granting public institutions (e.g., American Samoa, Northern Marianas, FSM, Palau, Marshall Islands, etc.).

Tuition status

- Full pay, exempt, 150%

By BOR policy, exempt refers to East West Center, active duty military & dependents, Hawai'i national guard & reservists, Native Hawaiians, UH faculty/staff who pay resident rates.

150% refers to Pacific Islanders (BOR policy effective fall 2007) and Western Undergraduate Exchange (WUE) program who pay 150% of resident rates.

Academic level

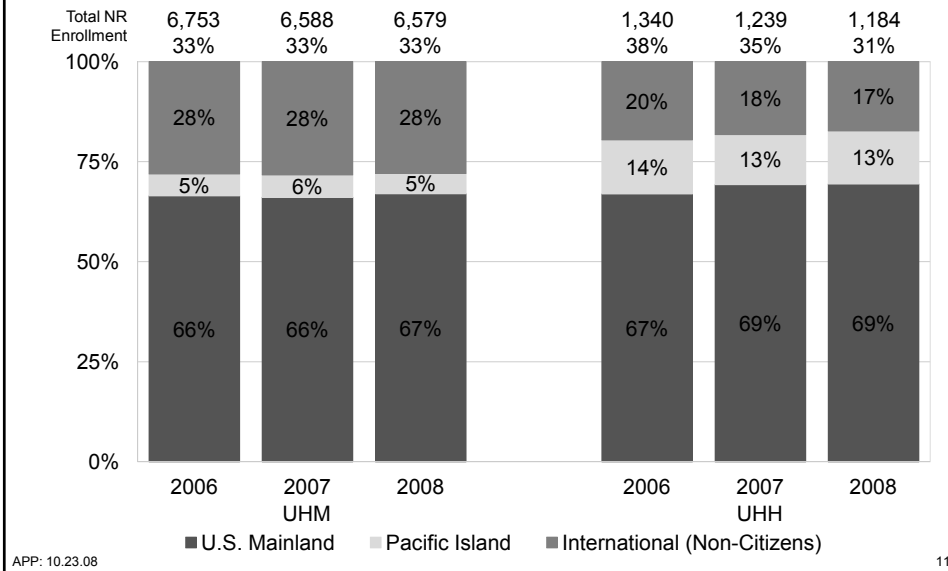
- Undergraduate, graduate, first professional

First professional schools include Law (JD), Medicine (MD), Architecture (DArch), and Pharmacy (PharmD).

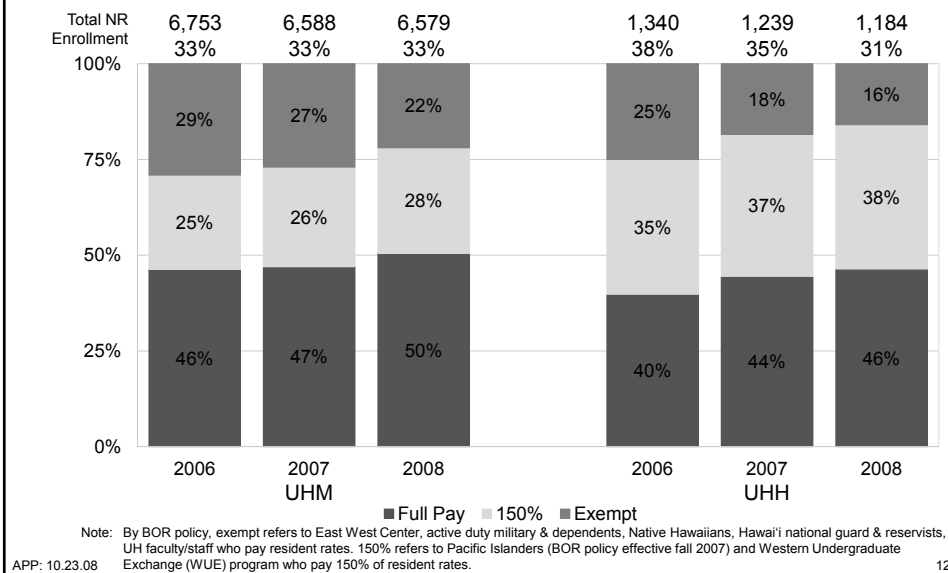
APP: 10.23.08

10

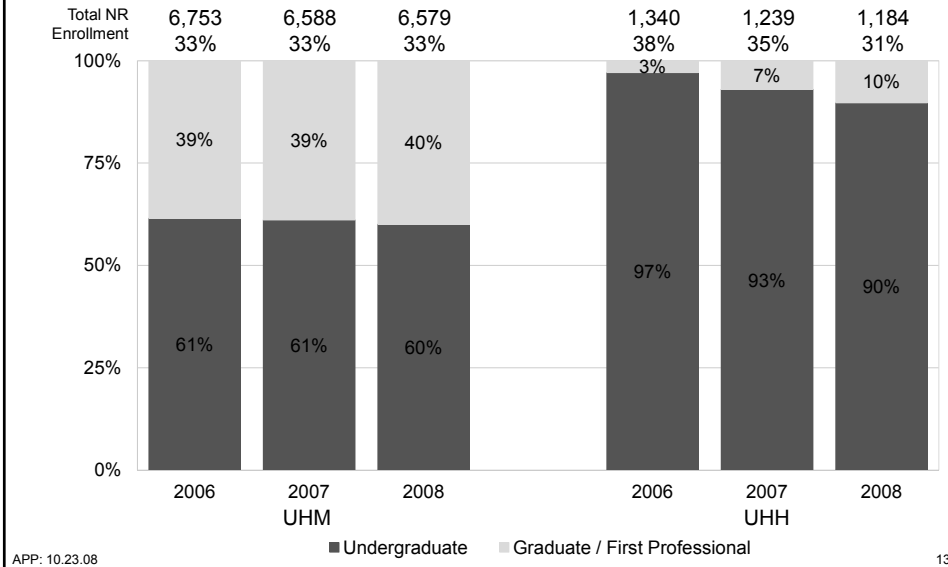
Nonresidents by Geographic Origin, UHM and UHH



Nonresidents by Tuition Status, UHM and UHH



Nonresidents by Academic Level, UHM & UHH



Principles continued...

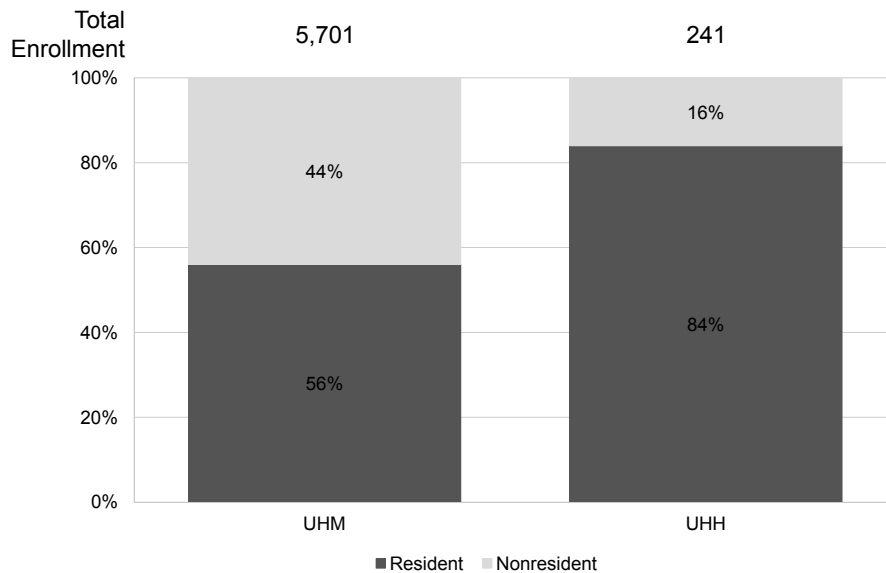
Graduate and professional programs have a special responsibility to admit the most qualified students while demonstrating that every effort is made to enroll resident applicants who compete favorably in the admissions process.

Principles continued...

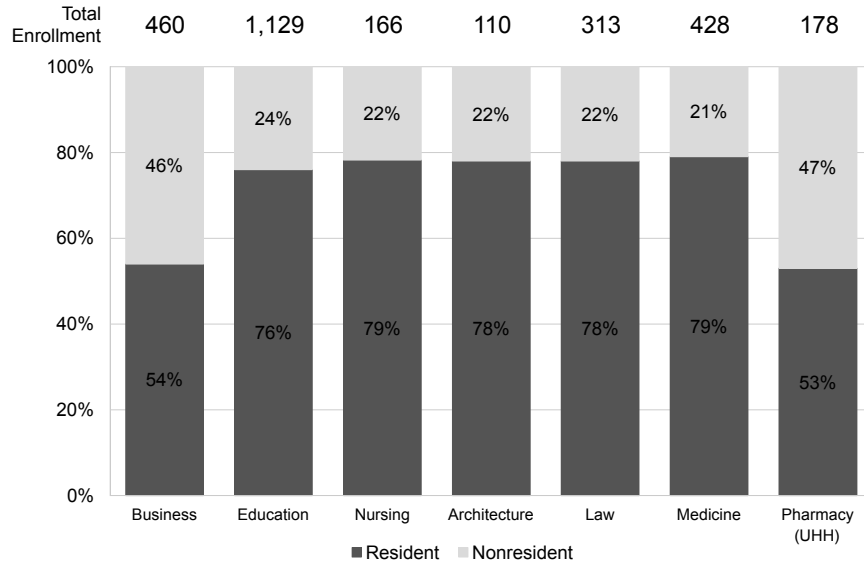
Professional programs at the four-year and graduate level must be cognizant of their responsibility to educate adequate numbers of resident professionals to serve state needs.

In addition to these numbers, qualified nonresidents who pay a higher tuition can enhance the mix.

Graduate Students, Fall 2008



Professional Schools, Fall 2008



APP: 10.23.08

Note: Includes graduate level data only.

17

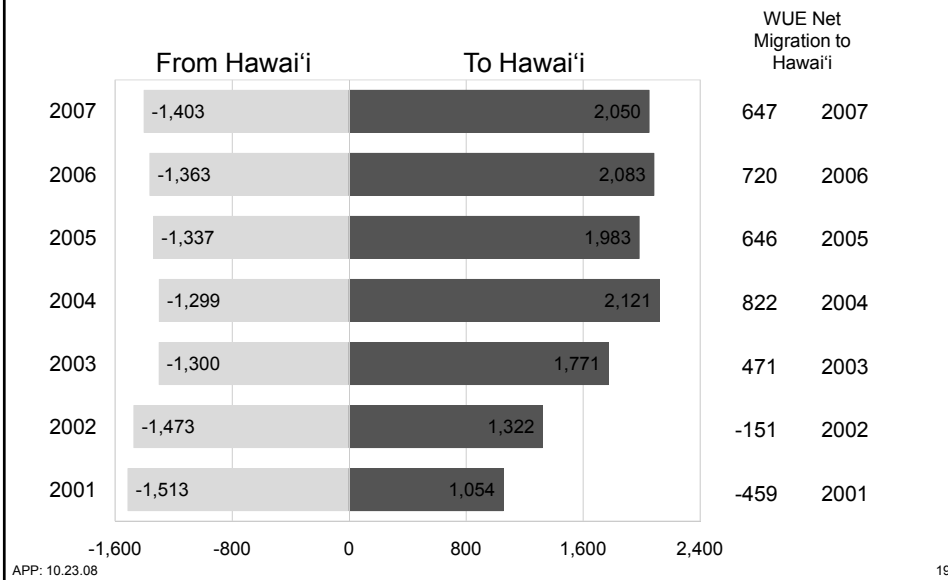
Factors Relevant to NR Enrollment Policy

- ⊙ Reciprocity (WUE)
- ⊙ Revenue
- ⊙ Capacity (Housing)
- ⊙ Financial assistance
- ⊙ Graduation & attrition
- ⊙ Cost share
- ⊙ Economic impact
- ⊙ Other state policies

APP: 10.23.08

18

Western Undergraduate Exchange (WUE) Student Enrollment



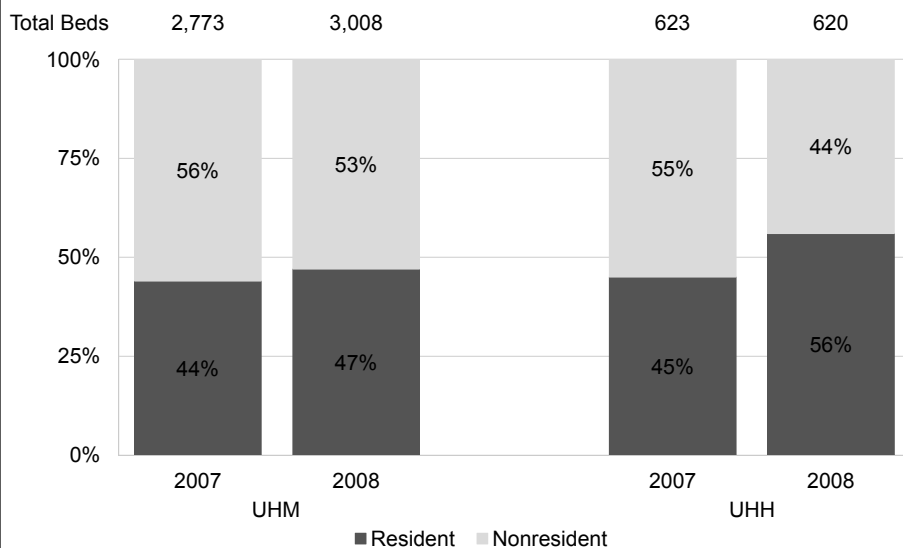
Housing Priorities, UH Mānoa

1. Regent/Presidential Scholars, student athletes, National Student Exchange Program, special needs, College Opportunities Program (res and NR)
2. All first-time freshmen (res & NR)
3. Continuing students who lived in housing the previous year (res & NR)
4. First-year undergraduate transfers (res & NR)
5. Neighbor island students
6. For O'ahu residents, by distance from Honolulu

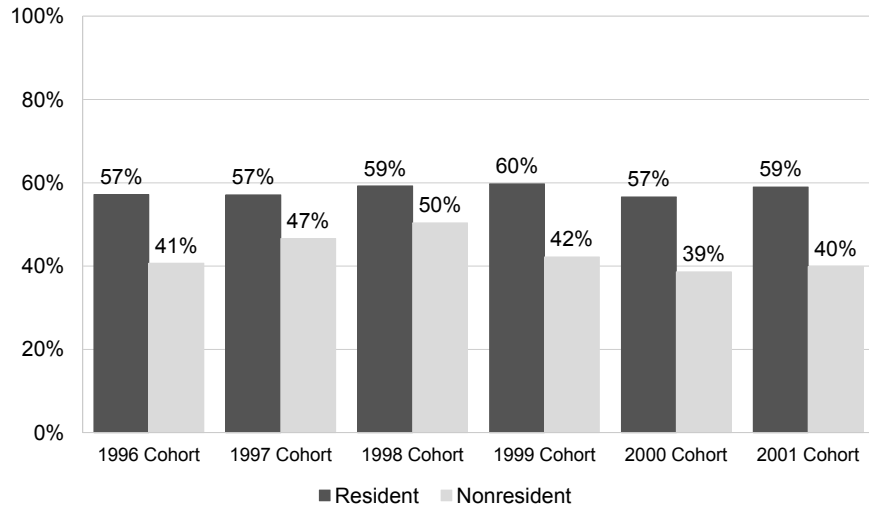
Housing Priorities, UH Hilo

1. All traditional age first-time freshmen (regardless of residency)
2. All students from rural Big Island and the neighbor islands
3. All students from the continental U.S. and non-U.S. countries
4. All students who reside in the Hilo vicinity

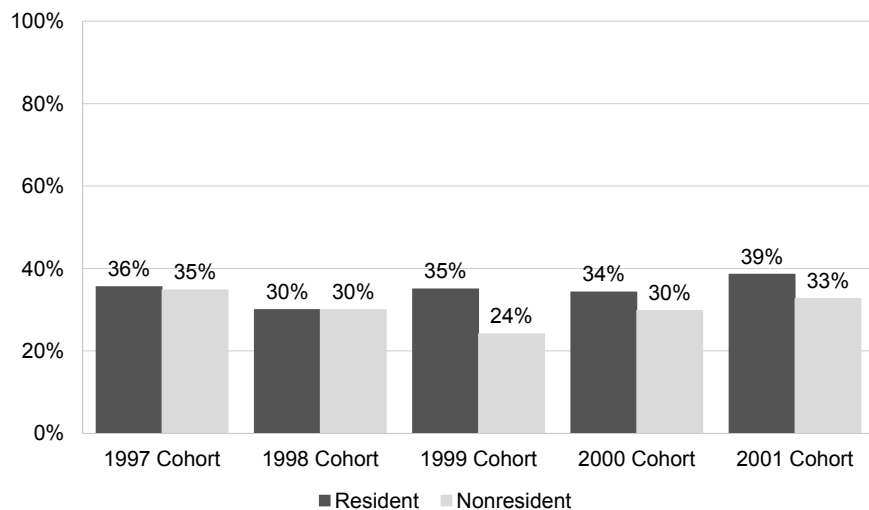
Residence Hall Occupancy by Residency, UHM & UHH



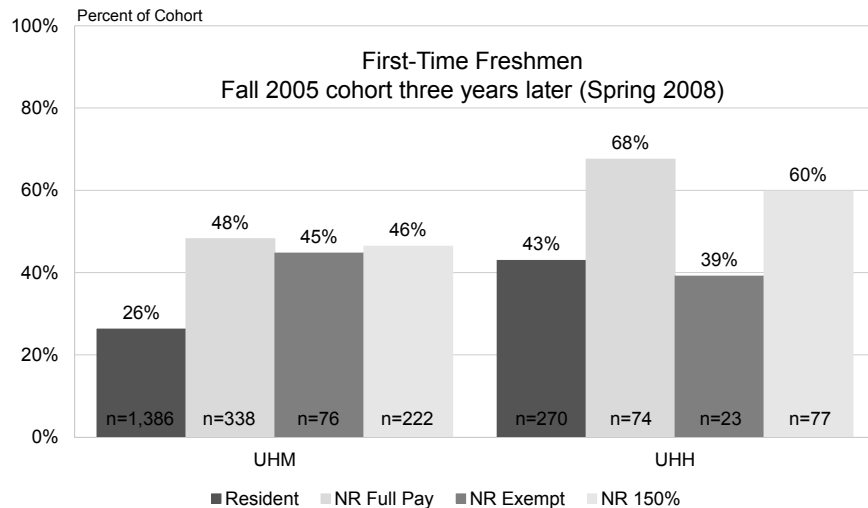
Six-Year Graduation Rates, UHM First-Time, Full-Time Freshmen by Residency



Six-Year Graduation Rates, UHH First-Time, Full-Time Freshmen by Residency

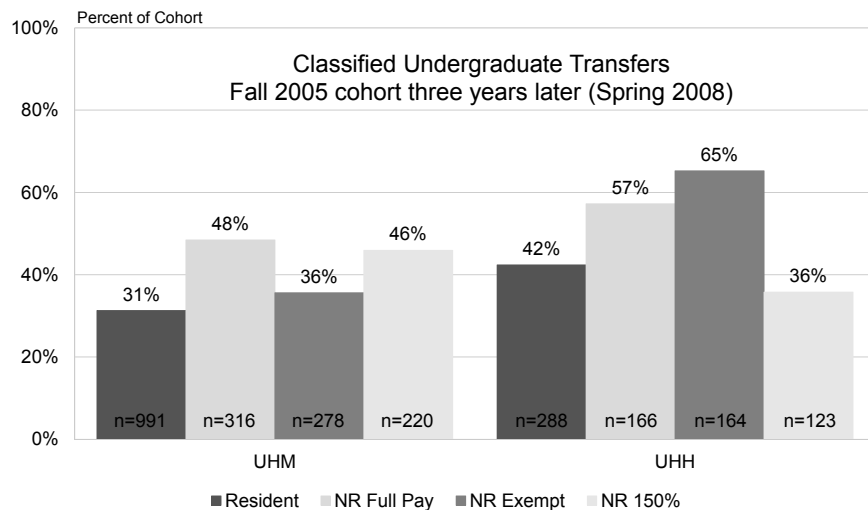


Attrition by Residency, UHM and UHH First-Time Freshmen



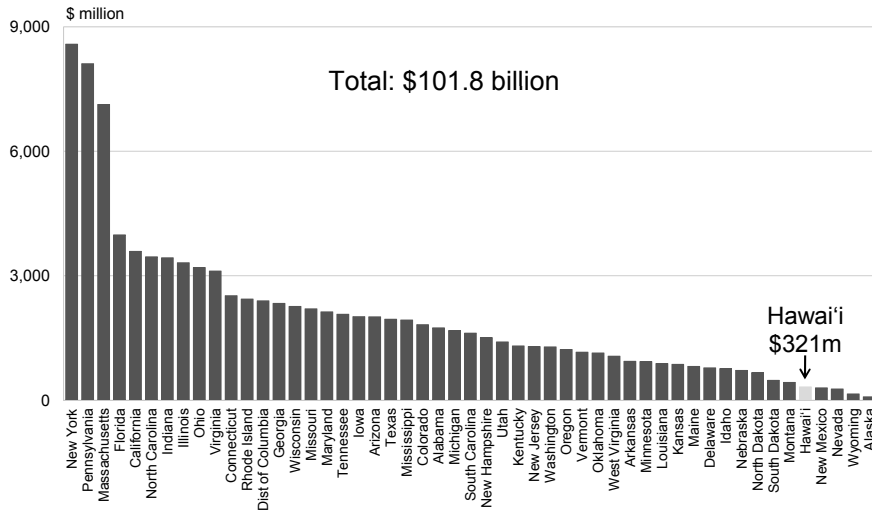
Note: Counts exclude students currently enrolled or who have graduated.
NR 150% refers to WUE only (predates PI policy revision).

Attrition by Residency, UHM and UHH Classified Undergraduate Transfers



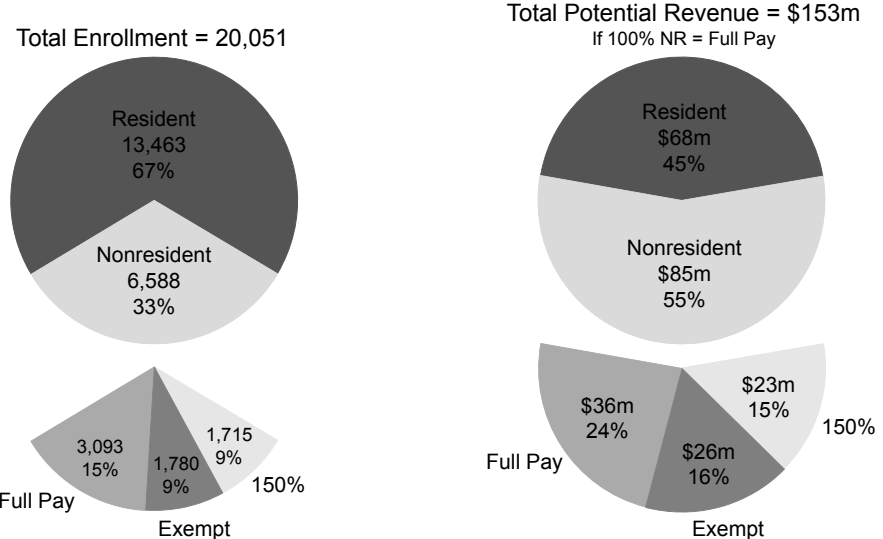
Note: Counts exclude students currently enrolled or who have graduated.
NR 150% refers to WUE only (predates PI policy revision).

Economic Impact Interstate Student Migration, 2006




Source: Postsecondary Education OPPORTUNITY, July 2008
 Note: Study based on students bringing into states \$26k for their freshmen year of study.
 APP: 10.23.08 27

Fall 2007 Enrollment & AY 2007-08 Tuition Revenue by Residency, UHM



APP: 10.23.08 Note: For purposes of this presentation, military has been included with residents. Totals may not tie due to rounding. 28

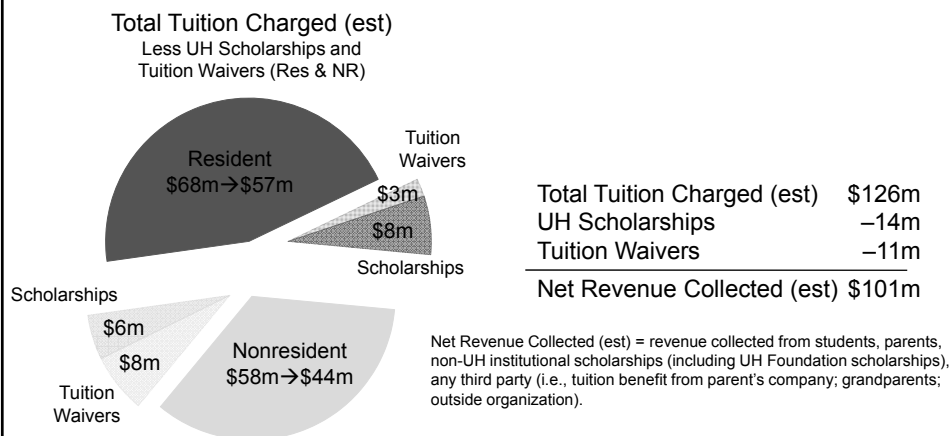
Estimated Revenues Less Exemptions, UHM, AY 2007–08



APP: 10.23.08 Note: Totals may not tie due to rounding.

29

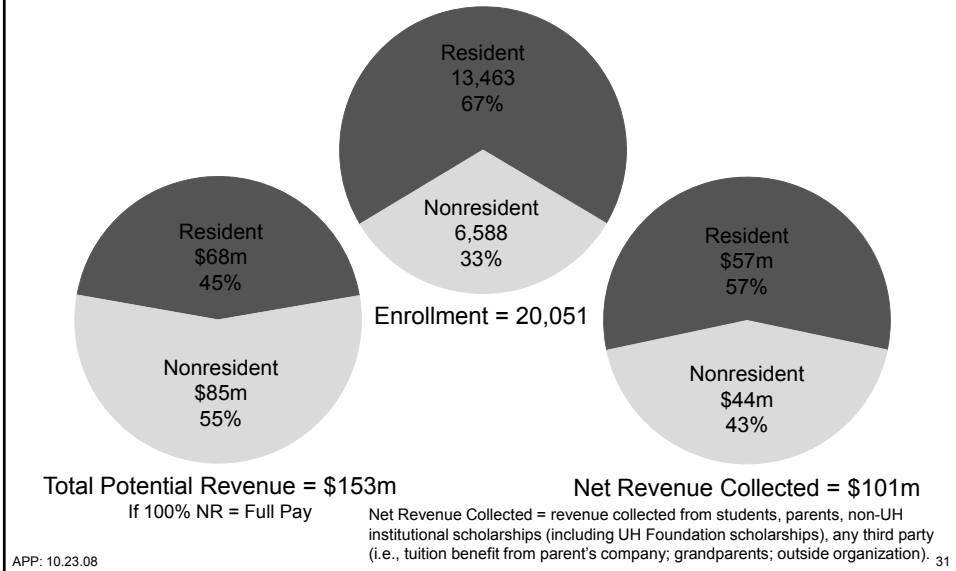
Estimated Revenues Less Scholarships & Waivers, UHM, AY 2007–08



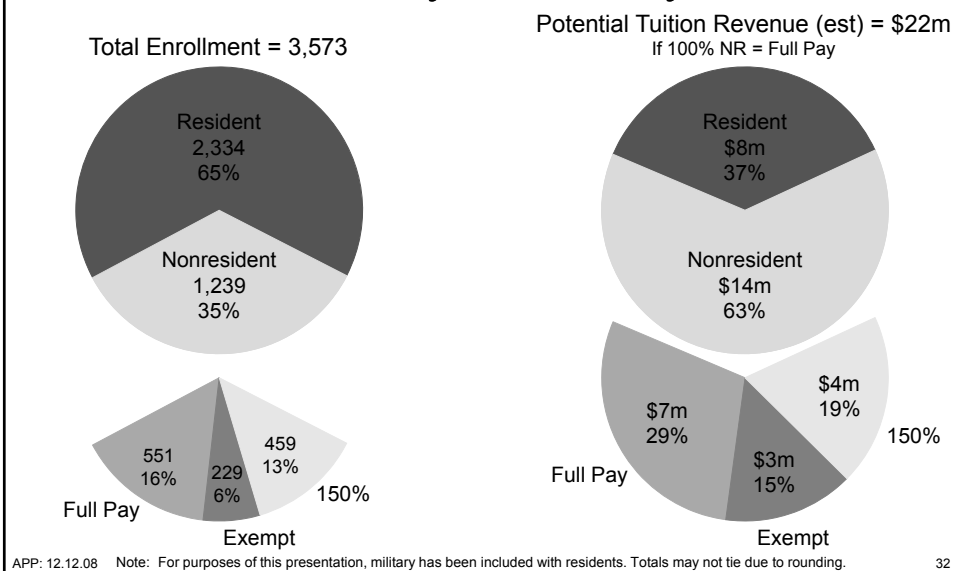
APP: 10.23.08 Note: Totals may not tie due to rounding.

30


Summary: Tuition Revenue by Residency, UHM, AY 2007-08



Fall 2007 Enrollment & AY 2007-08 Tuition Revenue by Residency, UHH



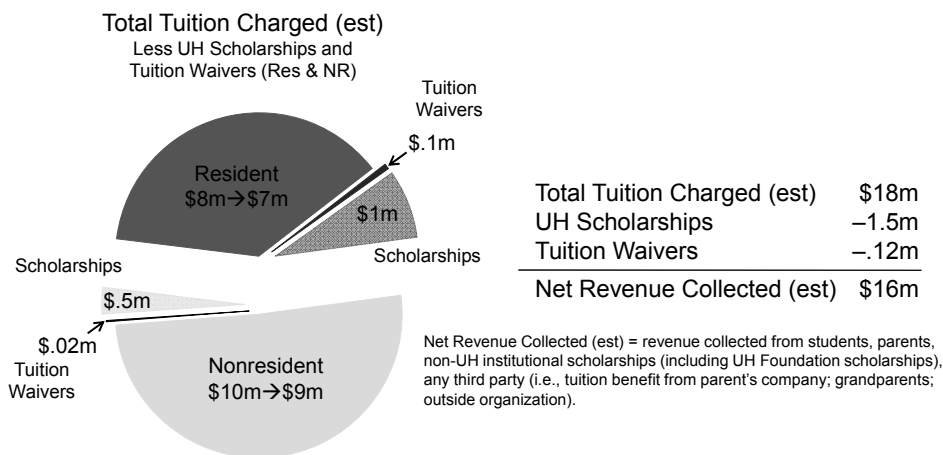
Estimated Revenues Less Exemptions, UHH, AY 2007–08



APP: 12.12.08 Note: Totals may not tie due to rounding.

33

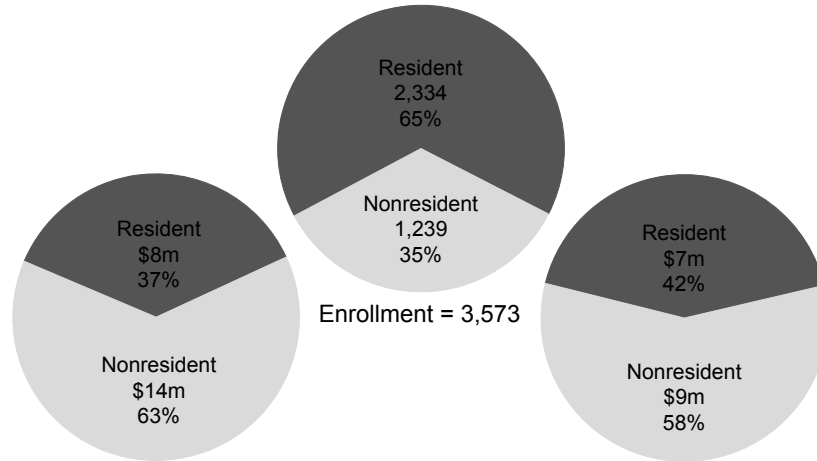
Estimated Revenues Less Scholarships & Waivers, UHH, AY 2007–08



APP: 12.12.08 Note: Totals may not tie due to rounding.

34

Summary: Estimated Tuition Revenue by Residency, UHH, AY 2007–08



Total Potential Revenue (est) = \$22m
If 100% NR = Full Pay

Net Revenue Collected (est) = \$16m

Net Revenue Collected (est) = revenue collected from students, parents, non-UH institutional scholarships (including UH Foundation scholarships), any third party (i.e., tuition benefit from parent's company; grandparents; outside organization).

APP: 12.12.08

Tuition as an Estimated Share of Cost

UH Undergraduate and Graduate,
FY 2003–04 and FY 2011–12 (Projected)

	Resident		Non-Resident	
	FY04	FY12 ¹	FY04	FY12 ¹
Undergraduate				
UHM	29%	52%	85%	144%
UHH	20%	34%	67%	104%
UHWO	23%	39%	77%	120%
UHCC	17%	26%	91%	78–130%
Graduate				
UHM	21%	38%	51%	92%
UHH	27%	40%	64%	91%

¹ 'Projected cost per FTE' was calculated using FY03-04's cost per FTE and a HEPI average.

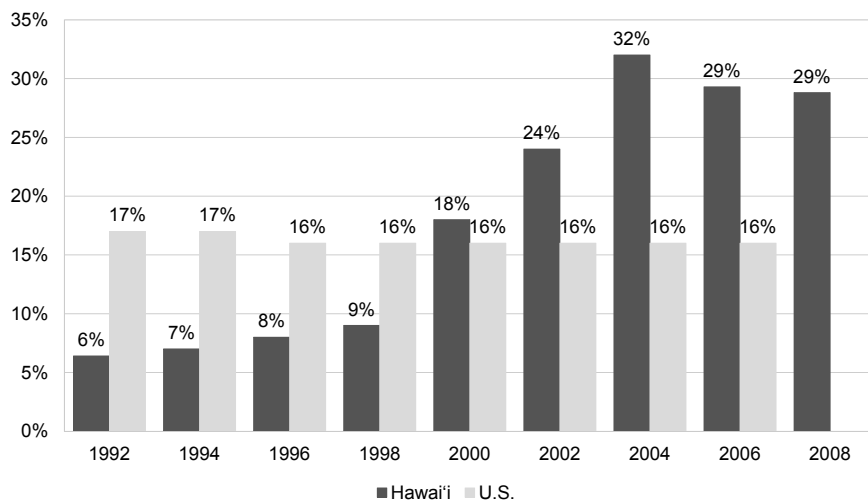
APP: 10.23.08

36

What Other States / Campuses Do

- ◎ Limit by statute or policy
 - 9 states or systems limit nonresidents
 - Caps range from 10% to 45% (e.g., AZ: 30% undergrad; NC: 18% freshman class)
 - Kentucky Revised Statutes: 15% of the entering class in medicine, dentistry, and law schools
- ◎ No policy, but in practice, limit numbers
 - Savannah State U: 9% undergrad; 14% grad
 - SUNY Purchase: 20–22%
 - U of S Carolina Aiken: state prefers 20%
- ◎ Share based on revenue goals
 - Colorado State U: currently 18%; goal 25% by 2015
- ◎ Enrollment management strategy
 - U of California: 3–8% undergraduates

Percent of First-Time Freshmen from Out-of-State Public Four-Year Institutions



Note: 2008 Hawai'i data are preliminary
Source: NCES migration data

Four Policies Relevant to UH Admissions

- ◎ Nonresident enrollment
 - principles and the caps set by BOR policy
- ◎ Tuition policy
 - nonresident tuition rate set to cost of education
- ◎ Financial aid policy
 - share of tuition revenue used for nonresidents
- ◎ Housing policy
 - “to provide reasonable levels of accommodation for students who are residents of the state.” (BOR 7-5)

The purpose of the BOR admissions policy is “to provide for a mix of students while insuring preference for qualified Hawai’i residents.” (BOR 5-11, 2002)

1. Do our current policies achieve the intended outcomes? i.e., the appropriate balance between resident and nonresident enrollments?
2. Are there other outcomes we wish to accomplish (e.g., maximize revenues)?
3. If so, what revisions to policy are needed to accomplish these outcomes?

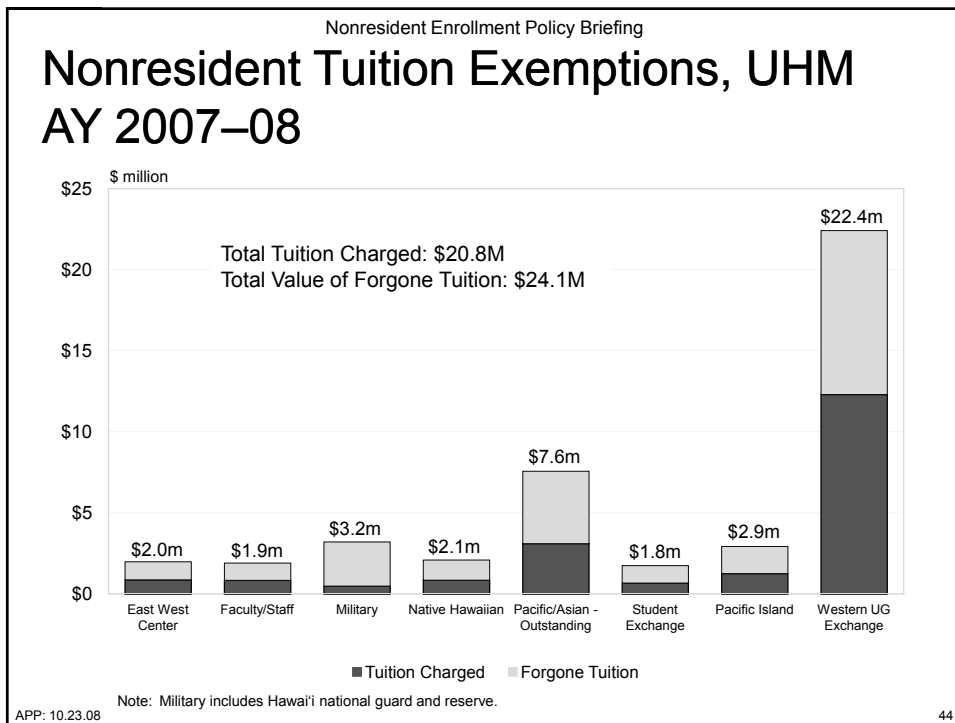
Policy Alternatives

- ⦿ Maintain policy as is
- ⦿ Eliminate/raise cap (increase nonresidents)
- ⦿ Lower cap (increase residents)
- ⦿ Develop a policy that differentiates:
 - Between undergraduates and graduates
 - Among nonresidents (full pay, exempt, 150%)
 - Between graduate & professional schools
 - Eligibility for financial assistance

NR Enrollment Policy Revision Process

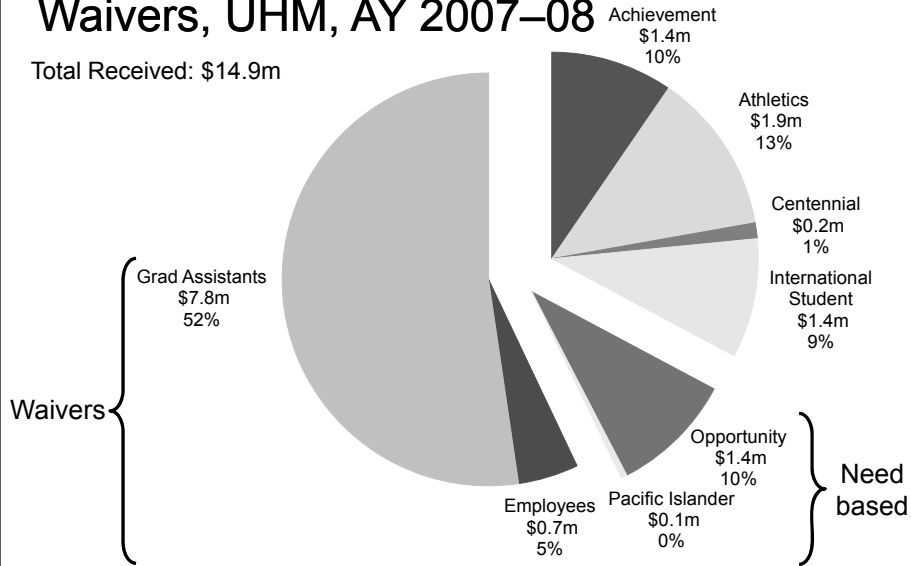
Action	Timeline
Conduct informational briefing to BOR	Oct 2008
Request BOR input	Oct / Nov 2008
Propose policy revision (if recommended)	Nov 2008
Consult with stakeholders	Dec 2008 / Jan 2009
Amend policy proposal	Feb 2009
Present final proposal to BOR for action	Mar / Apr 2009

Additional Detail



Nonresidents Receiving Scholarships & Waivers, UHM, AY 2007-08

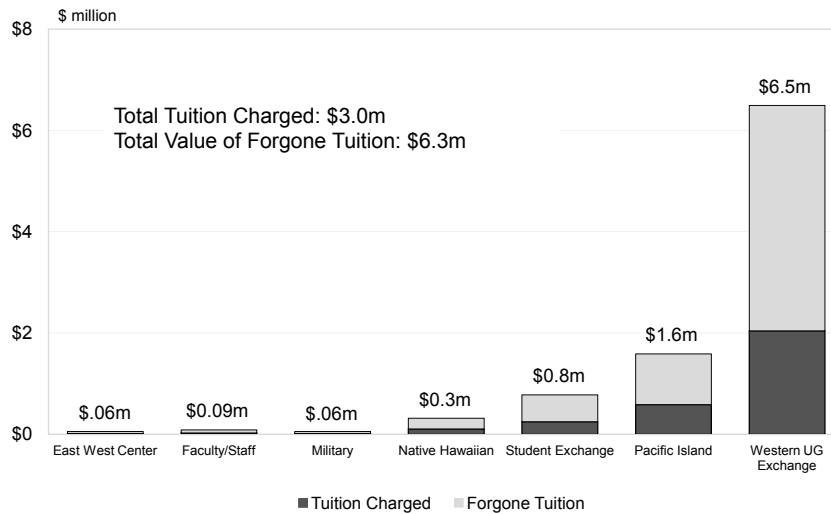
Total Received: \$14.9m



Note: Achievement includes merit and service.

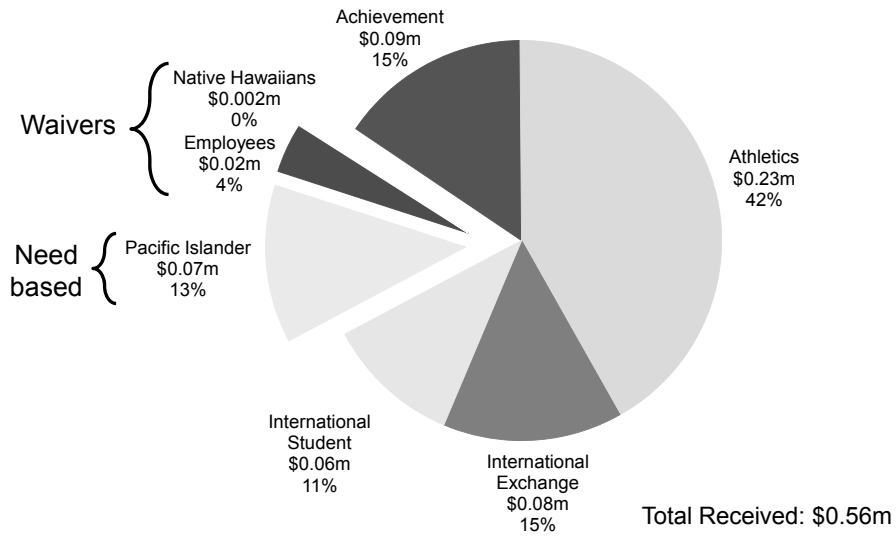
Tuition waivers refer include employees & their spouses, graduate assistants, and Native Hawaiians.

Nonresident Tuition Exemptions, UHH AY 2007-08



Note: Military includes Hawai'i national guard and reserve.

Nonresidents Receiving Scholarships & Waivers, UHH, AY 2007-08



Note: Achievement includes merit and service.

Tuition waivers refer include employees & their spouses, graduate assistants, and Native Hawaiians.