

University of Hawai'i Tuition Briefing



Linda K. Johnsrud
Executive Vice President for
Academic Affairs/Provost
August 2011

University of Hawai'i Tuition Briefing

Tuition Briefing Update

- I. BOR Policy on Tuition Setting
- II. The Proposal, 2012–13 to 2016–17
- III. The Process

I. BOR Policy Requirements

Factors considered and balanced to achieve a fair and reasonable tuition rate:

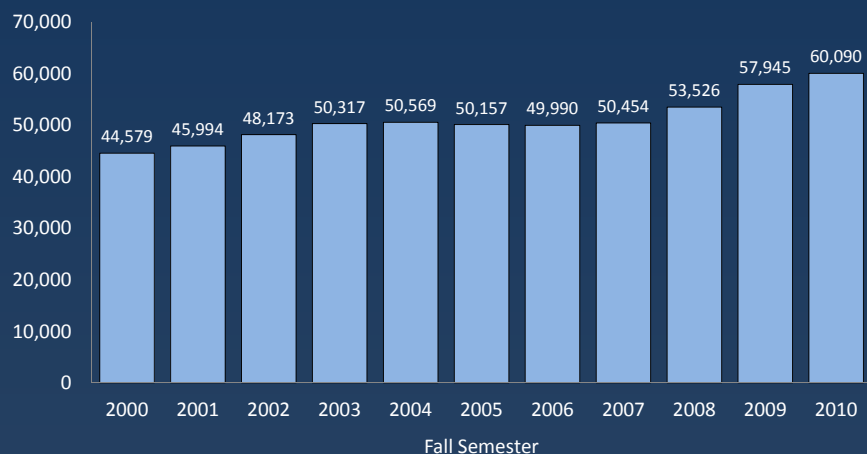
- A. Student access and the mix of students
- B. Financial aid availability and use
- C. Cost of education and cost sharing between students and the public

I. BOR Policy Requirements (cont.)

- D. Differential rates by mission, student level (undergraduate, graduate, and professional schools), and by resident and nonresident
- E. Relative standing with like institutions
- F. Advance notice

Access & Student Mix

Total Enrollment Growth



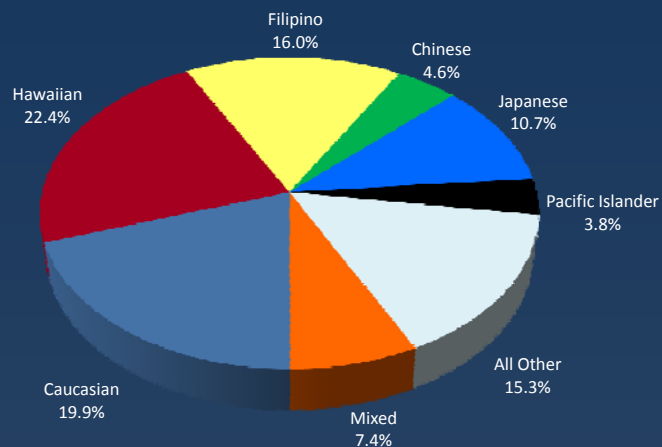
Source: University of Hawai'i Institutional Research and Analysis Office, "Fall Enrollment Report" 2010.

EVPAA/P Aug2011

5

Access & Student Mix (cont.)

Ethnicity, UH System, Fall 2010



Due to changes in federal reporting requirements instituted in 2010, caution should be used in making comparisons with previous years.
Source: University of Hawai'i Institutional Research and Analysis Office, "Fall Enrollment Report" 2010.

EVPAA/P Aug2011

6

Access & Student Mix (cont.)

Enrollment Growth of Select Ethnic Groups Undergraduates, Fall 2001–Fall 2010



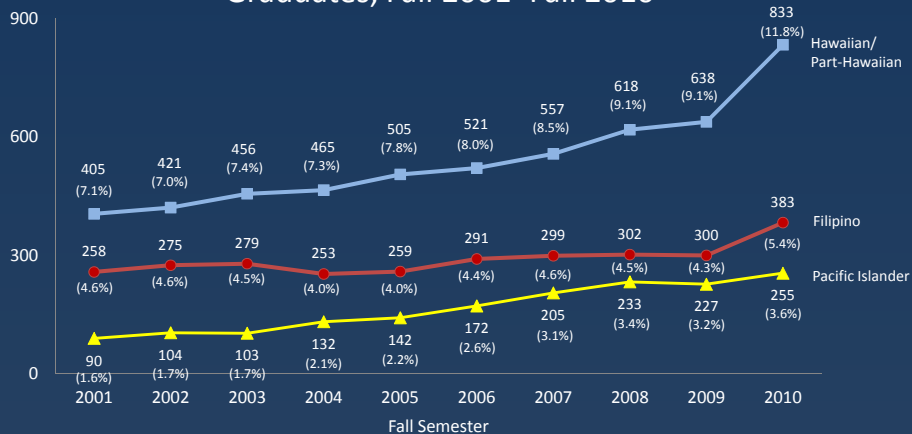
Percent of total undergraduate enrollment in parentheses.

EVPA/P Aug2011

7

Access & Student Mix (cont.)

Enrollment Growth of Select Ethnic Groups Graduates, Fall 2001–Fall 2010



Percent of total graduate enrollment in parentheses.

EVPA/P Aug2011

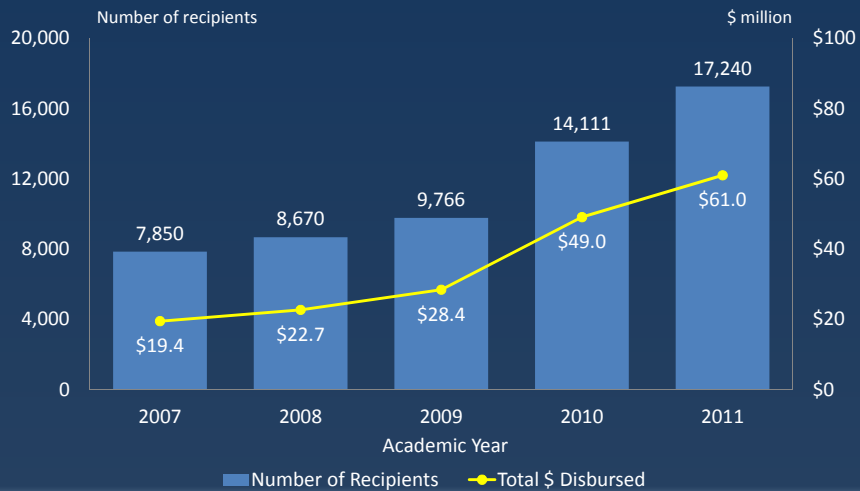
8

Access & Student Mix (cont.)

- Factors impacting enrollments:
 - Economy
 - Demographics
 - Image and perceptions
 - Program / policy changes
 - Alternatives & prices
 - Tuition
 - Financial assistance

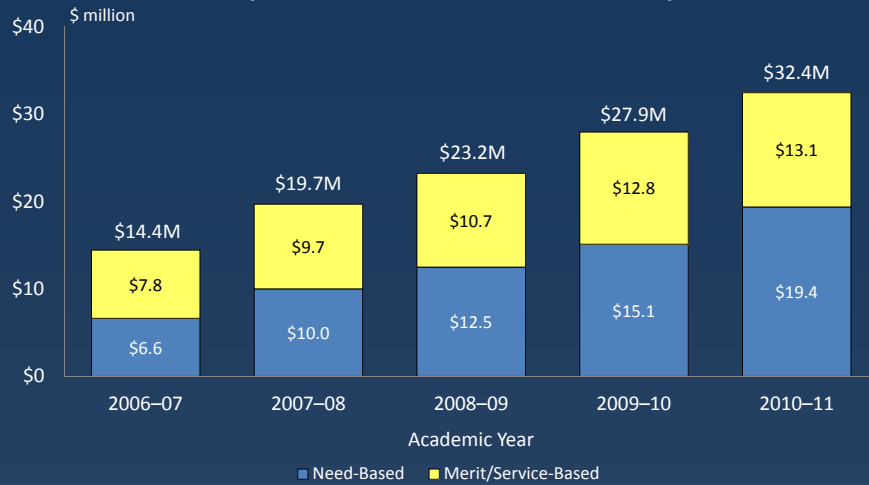
Financial Aid Availability and Use (cont.)

UH Disbursement of Pell Grants



Financial Aid Availability and Use (cont.)

Campus Grants and Scholarships

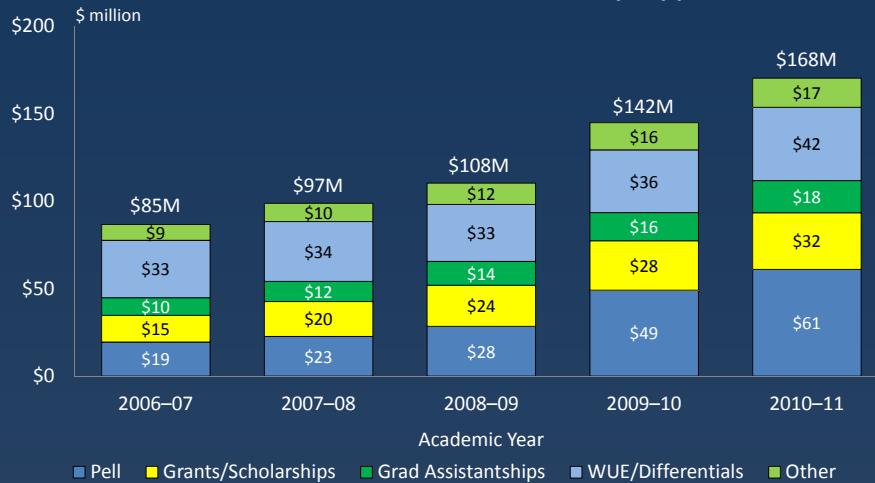


EVPAA/P Aug2011

11

Financial Aid Availability and Use (cont.)

Total Financial Assistance by Type



EVPAA/P Aug2011

12

Cost Sharing

Cost of Education: expenditure shares

1. All instructional
2. All student service
3. Prorata shares of:
 - Institutional support including R&M / Equipment
 - Academic support
 - Fringe benefits
 - Systemwide support
4. No research, community service, or new facilities

Cost Sharing (cont.)

Tuition & Fees as an Estimated Share of Cost*, FY11

	Resident	Nonresident
Undergraduate		
UHM	49%	131%
UHH	27%	79%
UHWO	36%	112%
UHCC	27%	85%
Graduate		
UHM	34%	79%
UHH	27%	61%
Business, Grad	68%	108%
Nursing, Grad	61%	114%
Law	69%	128%
Medicine	38%	78%
Pharmacy	82%	158%

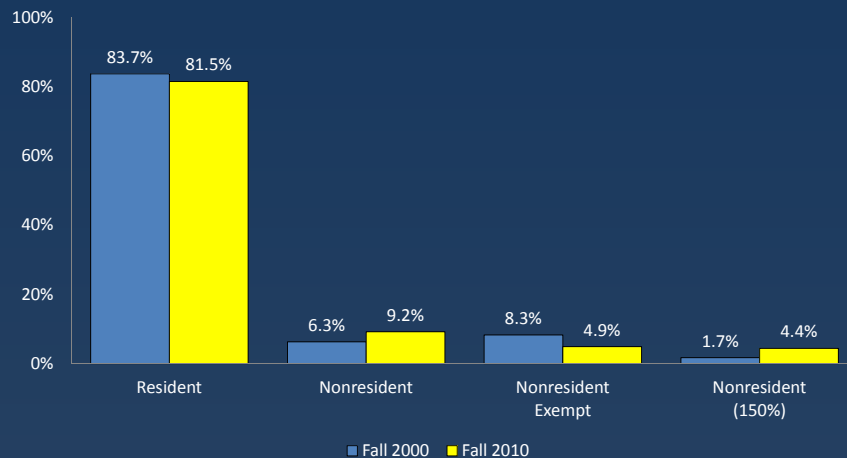
*Subject to change; figures preliminary

Differential Rates

- UHM nationally competitive
- UHH & UHWO regionally competitive
- Open door community colleges
- Undergraduate / graduate
- Professional programs (UG fees / GR differentials)
- Resident / nonresident / 150% resident

Differential Rates (cont.)

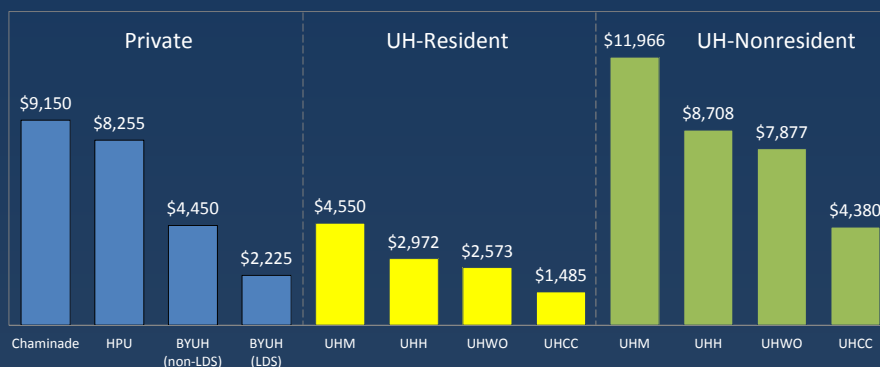
Tuition Status, UH System



Source: University of Hawai'i Institutional Research and Analysis Office, "Fall Enrollment Report" 2000 & 2010.

Comparisons (Relative Standing)

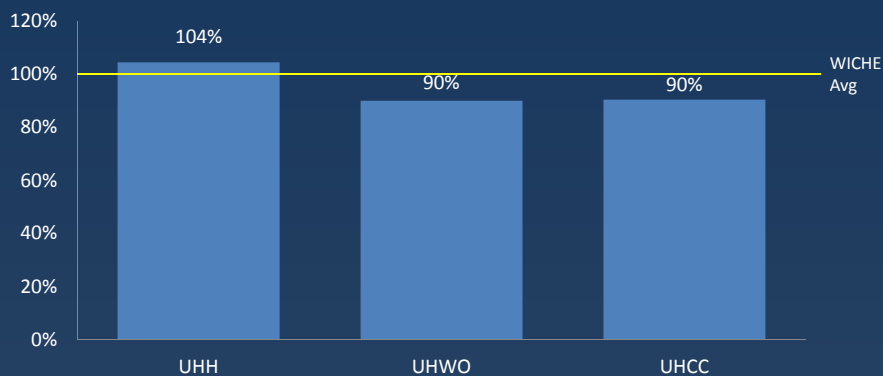
Undergraduates, UH and Local Institutions, Fall 2011
 UH, Chaminade, HPU, & BYU HI
 Per Semester Tuition & Fees



Note: UH Community Colleges tuition is charged on a per-credit basis for all enrolled credits effective AY 2001–02. The amount shown here is based on 15 enrolled credits per semester (UHCC median).

Comparisons (Relative Standing) (cont.)

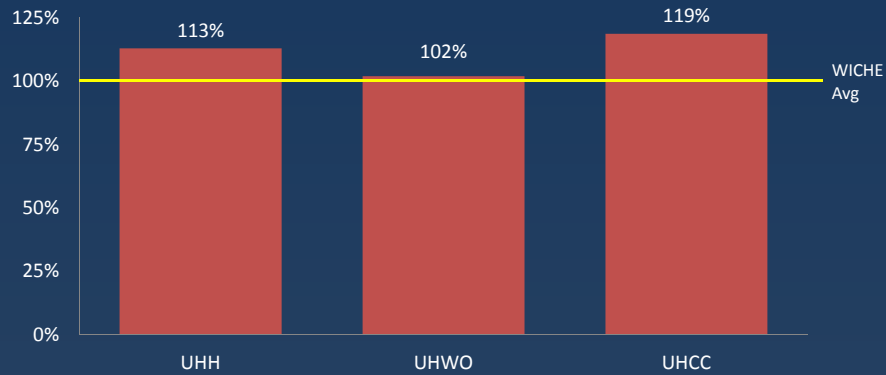
WICHE Comparisons
 2010–11 UH Undergraduate Resident Tuition & Required Fees
 as a Percentage of 2010–11 WICHE Averages



Note: UHCC tuition is charged on a per-credit basis for all enrolled credits. The amount shown here is based on 15 enrolled credits per semester (UHCC median), which is comparable to the WICHE average for 2-year institutions. California institutions were excluded from the WICHE average because of the large number of 2-year colleges and the historically low matriculation fee structure that distorts regional patterns.

Comparisons (Relative Standing) (cont.)

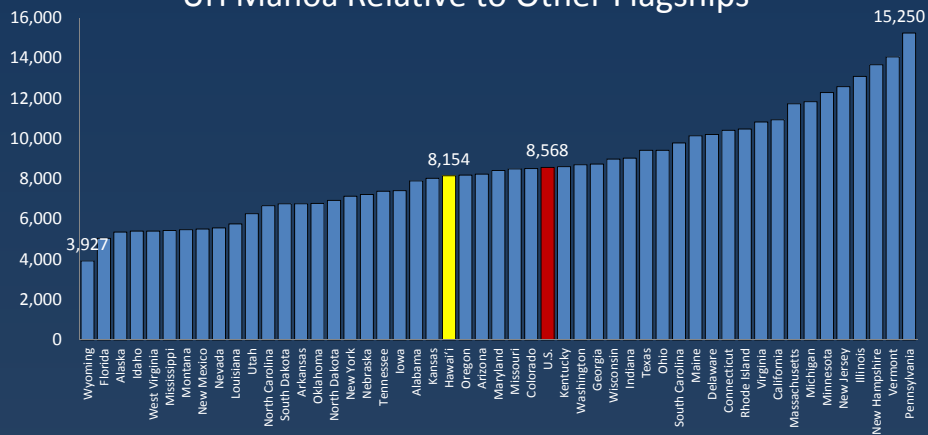
WICHE Comparisons 2010–11 UH Undergraduate Nonresident Tuition & Required Fees as a Percentage of 2010–11 WICHE Averages



Note: UHCC tuition is charged on a per-credit basis for all enrolled credits. The amount shown here is based on 15 enrolled credits per semester (UHCC median), which is comparable to the WICHE average for 2-year institutions. California institutions were excluded from the WICHE average because of the large number of 2-year colleges and the historically low matriculation fee structure that distorts regional patterns.

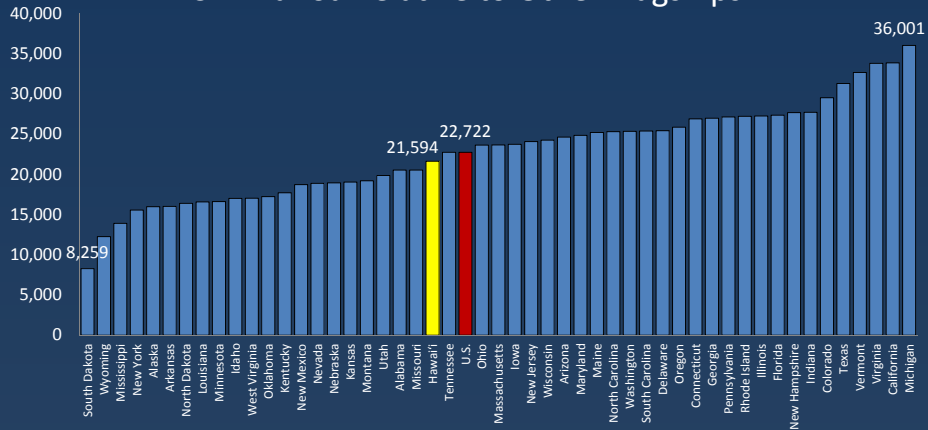
Comparisons (Relative Standing) (cont.)

Undergraduate Resident Tuition & Fees, 2010–11 UH Mānoa Relative to Other Flagships



Comparisons (Relative Standing) (cont.)

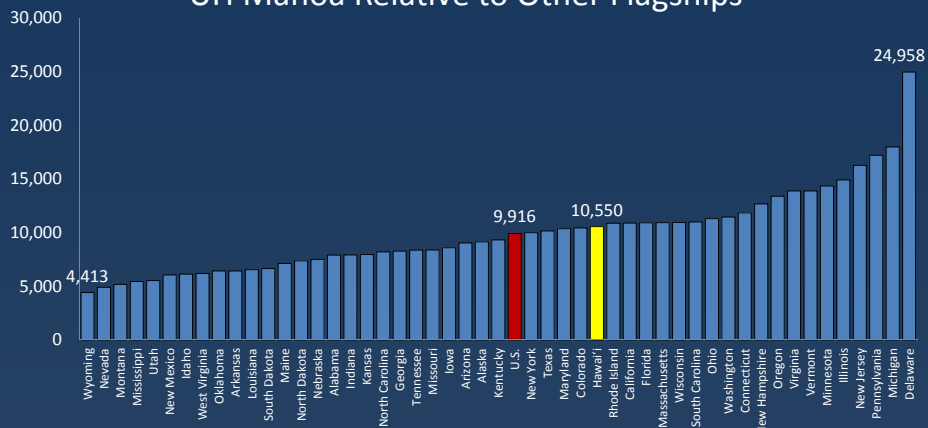
Undergraduate Nonresident Tuition & Fees, 2010–11 UH Mānoa Relative to Other Flagships



Source: IPEDS
EVPAA/P Aug2011

Comparisons (Relative Standing) (cont.)

Graduate Resident Tuition & Fees, 2010–11 UH Mānoa Relative to Other Flagships

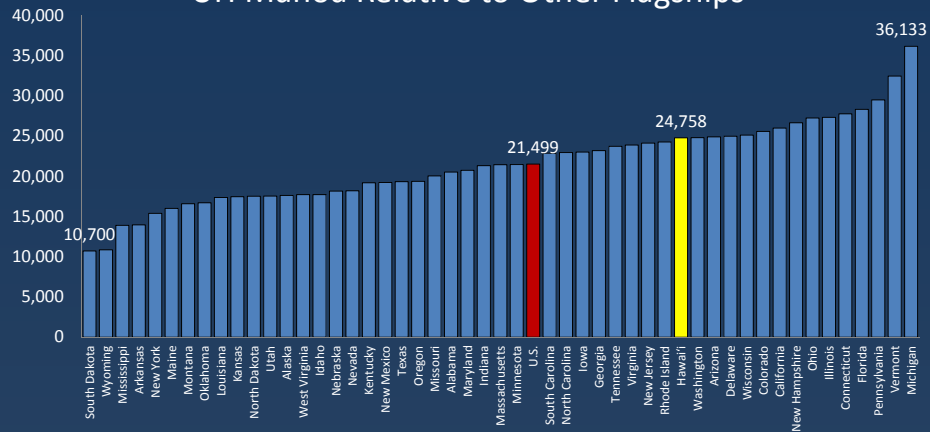


Source: IPEDS
EVPAA/P Aug2011

*UHM's 24-credit rate is shown

Comparisons (Relative Standing) (cont.)

Graduate Nonresident Tuition & Fees, 2010–11 UH Mānoa Relative to Other Flagships



Source: IPEDS

*UH M's 24-credit rate is shown

EVPAA/P Aug2011

23

Multi-Year Schedules and Advance Notice

- Permit student / family planning
- Aid campus financial planning
- Aid recruitment
(Financial aid award process begins March 1)
- Mid-schedule review
- Subject to modification by the BOR

EVPAA/P Aug2011

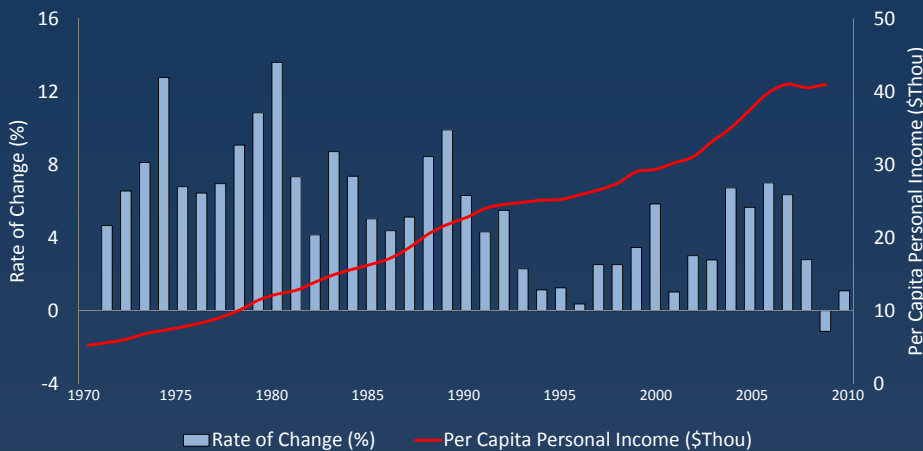
24

Additional Factors in Determining Tuition Rates in Current Climate

- Elasticity
- Market & competitiveness
- Decrease in state support
- Increase in costs, e.g., utilities
- Deferred maintenance
- Campus priorities
- Systemwide initiatives

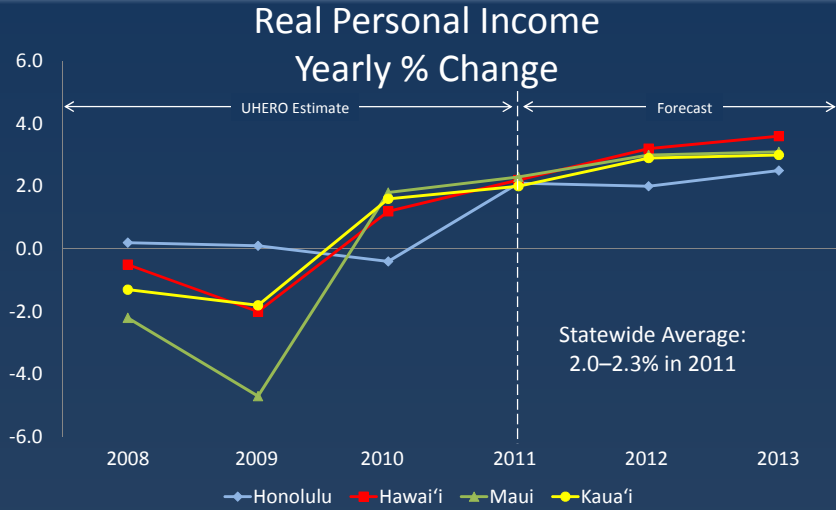
Economic Indicators (cont.)

Statewide Per Capita Personal Income



Source: The Economic Research Organization at the University of Hawai'i (UHERO), 2011.

Economic Indicators (cont.)

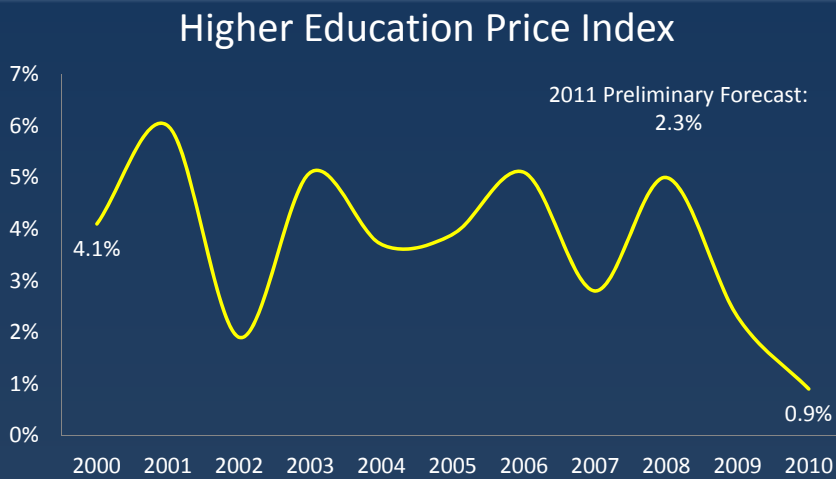


Source: The Economic Research Organization at the University of Hawai'i (UHERO), "Uneven Recovery Continues," May 2011.

EVPAA/P Aug2011

27

Economic Indicators (cont.)



Source: Commonfund Institute

EVPAA/P Aug2011

28

Proposal for Differentiated Increases

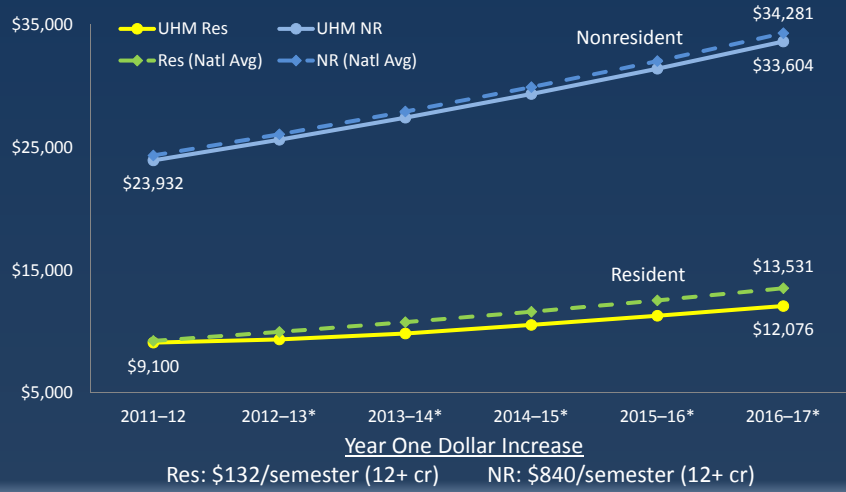
1. Modest increases for resident undergraduates, esp. years 1 & 2
2. Align nonresident rates with market and cost
3. Align UHM & UHH graduate rates with peers and competitors
4. Align UHWO tuition to UHH by 2014–15
5. Sustain low cost at UHCCs for residents
6. Maintain floor and ceiling for UHCC nonresident

Proposal for Differentiated Increases (cont.)

7. Continue differentials for UHM and UHH professional programs (law, medicine, nursing, business, education, pharmacy)
8. Set ceilings for undergraduate professional/program fees at rate of resident tuition increase
9. Set ceilings for summer session
10. Increase apprenticeship fees from 40¢ per hour to 45¢ in year 2 and 50¢ in year 5

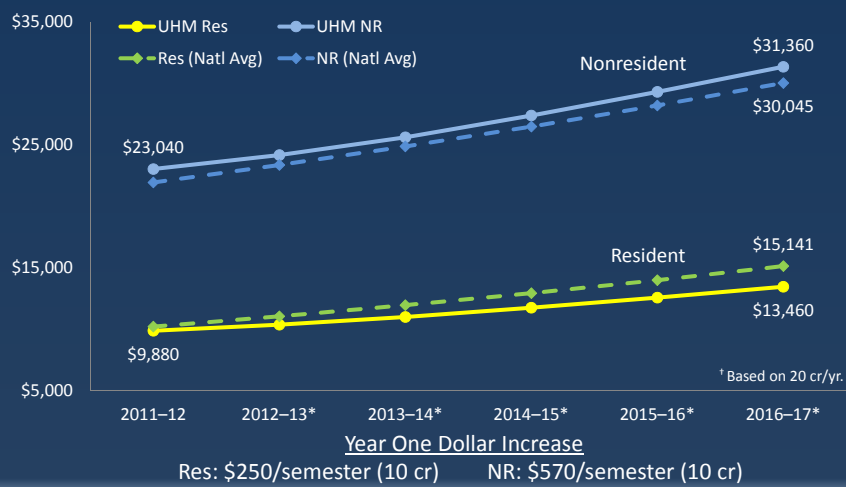
Proposed Tuition Schedule*

UH Mānoa Undergraduate Tuition & Fees



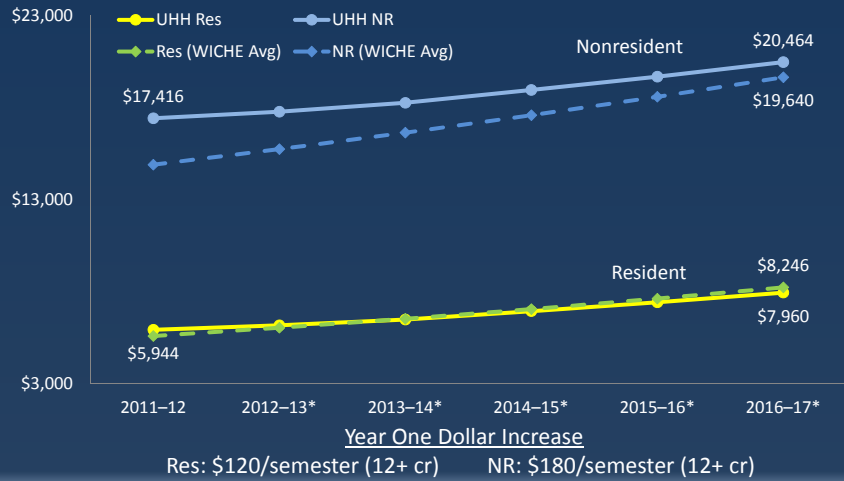
Proposed Tuition Schedule*

UH Mānoa Graduate Tuition & Fees[†]



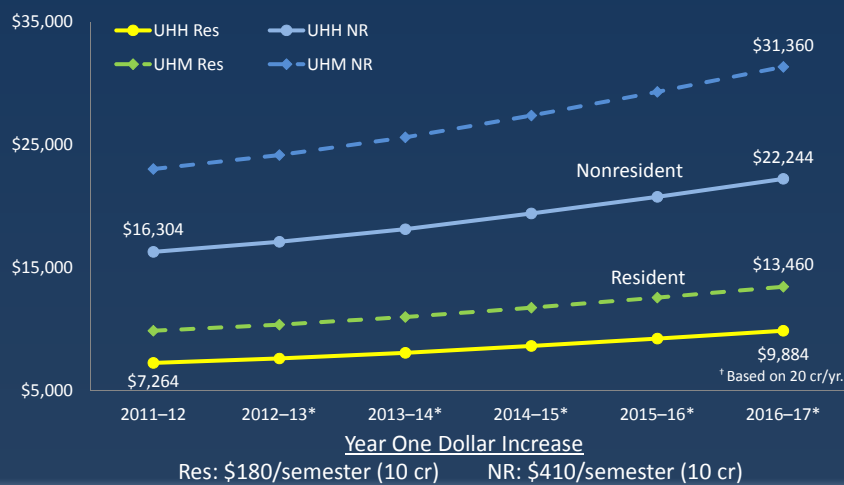
Proposed Tuition Schedule*

UH Hilo Undergraduate Tuition & Fees



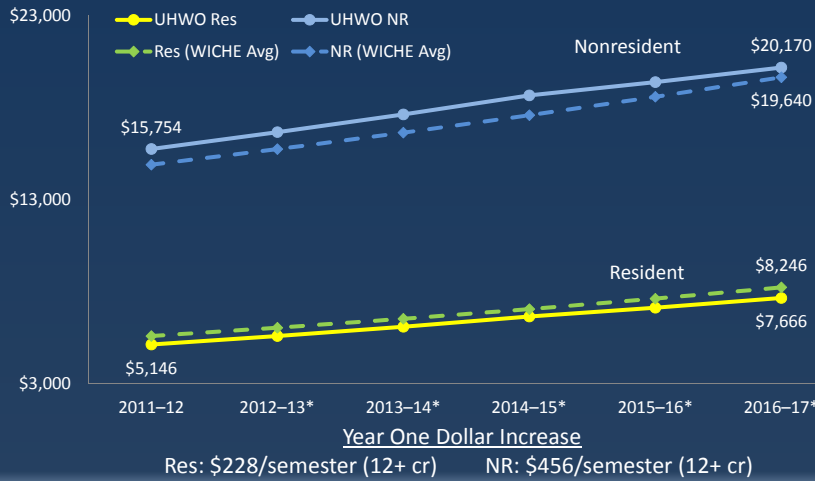
Proposed Tuition Schedule*

UH Hilo Graduate Tuition & Fees[†]



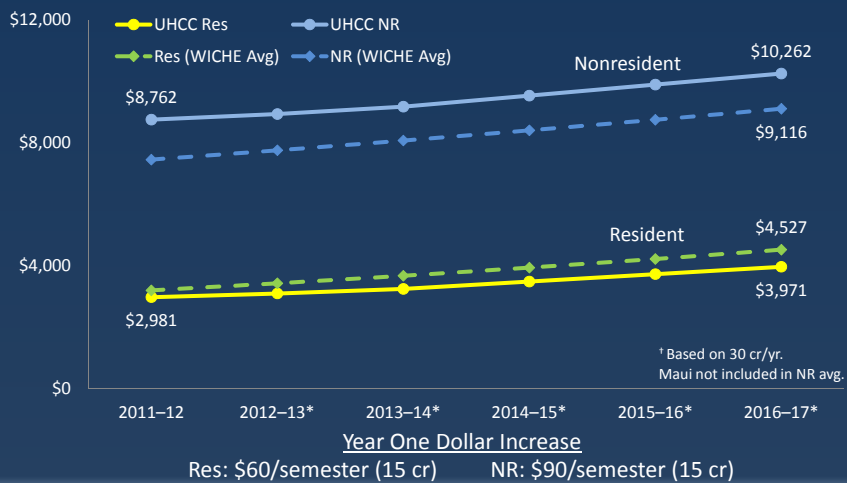
Proposed Tuition Schedule*

UH West O'ahu Tuition & Fees



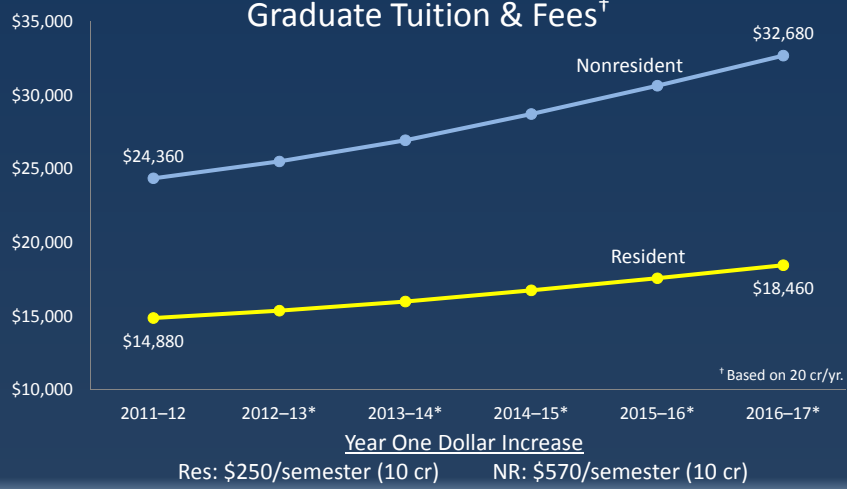
Proposed Tuition Schedule*

UH Community College Average Tuition & Fees[†]



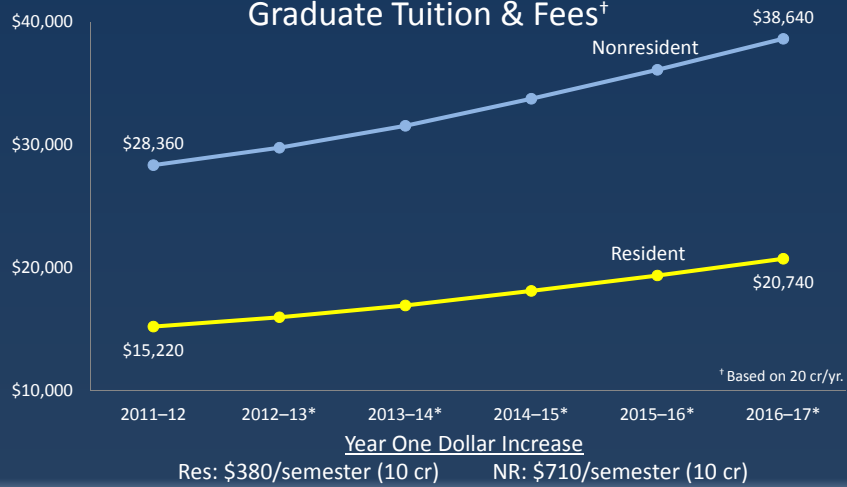
Proposed Tuition Schedule*

UH Mānoa Shidler College of Business Graduate Tuition & Fees[†]



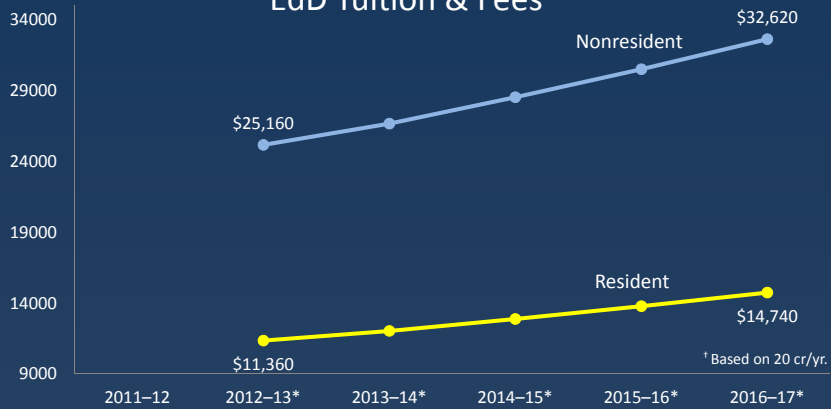
Proposed Tuition Schedule*

UH Mānoa School of Nursing Graduate Tuition & Fees[†]



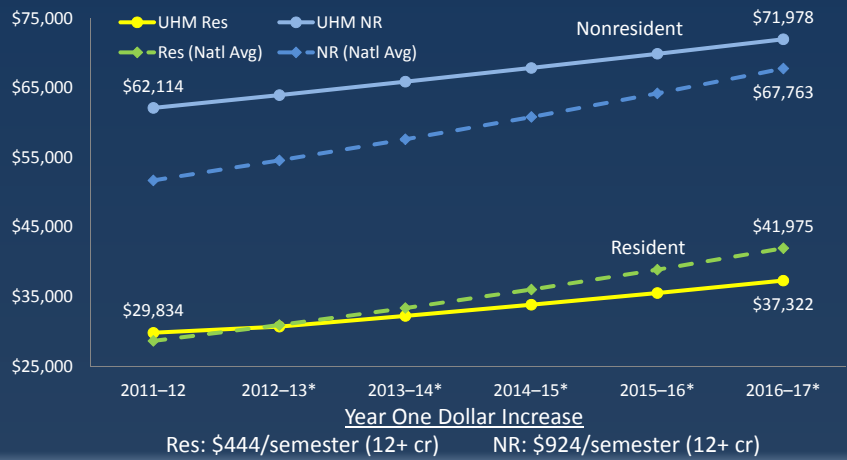
Proposed Tuition Schedule*

UH Mānoa College of Education EdD Tuition & Fees[†]



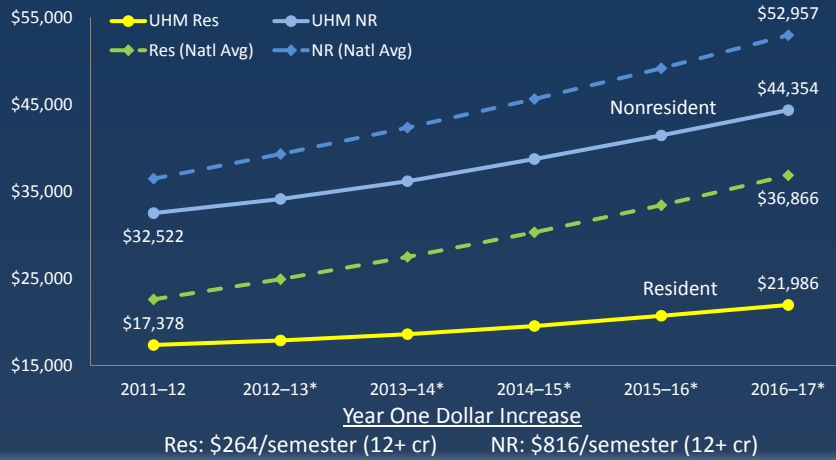
Proposed Tuition Schedule*

UH Mānoa John A. Burns School of Medicine Tuition & Fees



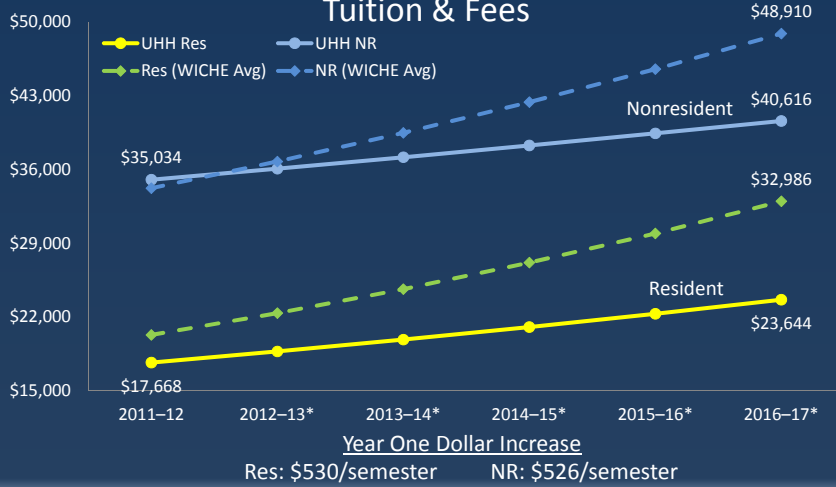
Proposed Tuition Schedule*

UH Mānoa William S. Richardson School of Law Tuition & Fees



Proposed Tuition Schedule*

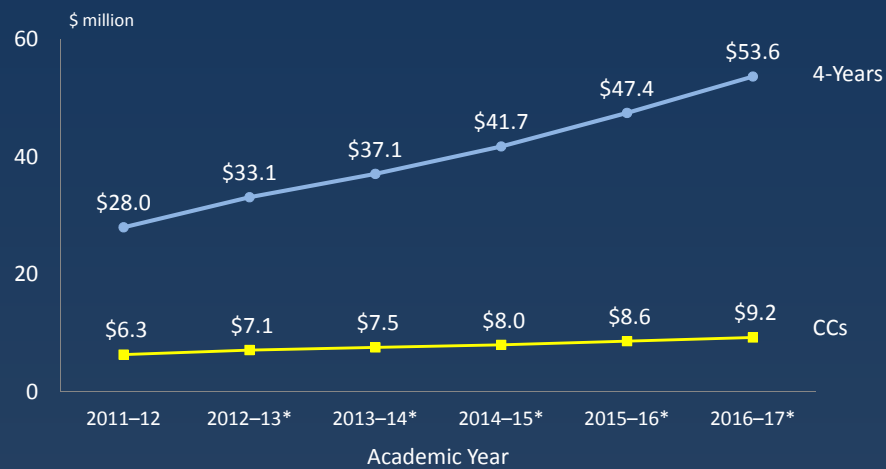
UH Hilo College of Pharmacy Tuition & Fees



Estimated Increase in Financial Aid

- Current institutional aid from tuition revenues awarded (\$30.7 million in 10–11)
- Propose 5% increase in institutional aid at 4-year institutions (from 15 to 20% of tuition revenues)
 - Increased need-based aid
 - Increased opportunities for on-campus work
- Sustain institutional aid at the CCs (11% of tuition revenues)

Proposed Increase in Institutional Aid*

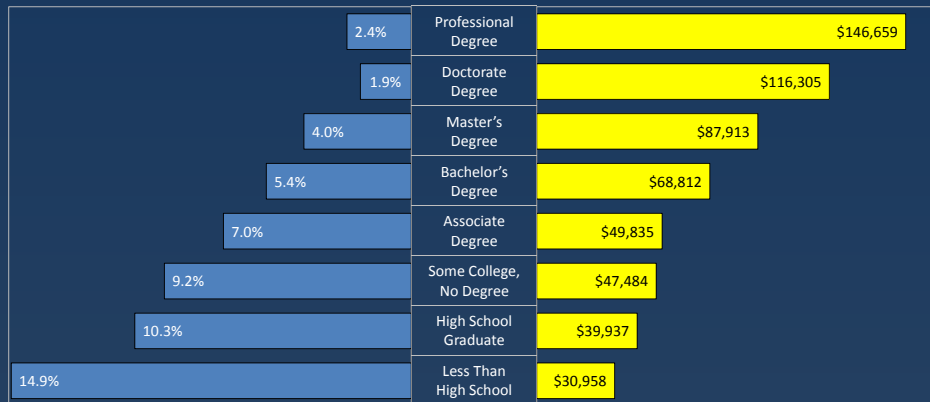


Value of Higher Education

Education and Training Pay

Unemployment Rate in 2010

Mean Earnings in 2009



Note: Earnings for year-round full-time workers 25 years and over; unemployment rate for those 25 and over
 Source: Bureau of the Census; Bureau of Labor Statistics. Published by: Postsecondary Education OPPORTUNITY.

Direct Benefits to Students

Core Needs

- Financial aid
- Hiring and retention of faculty
- Classroom & facility improvements

Campus Specific Needs (varies by campus)

- Maintain course availability
- Increased security
- Debt service
- Academic and student support services

Summary

- Proposing modest increases for resident undergraduates (\$60, \$120, \$132, \$228 per semester in the 1st year)
- Proposing graduate & nonresident rates at market and/or cost
- Proposing substantial increase in financial assistance

III. The Process

1. Research, policy review, and proposal preparation	Fall 2010 / ongoing
2. BOR tuition policy briefing	Nov 2010
3. BOR tuition proposal	Aug 2011
4. Proposal distribution / public meetings	Sep–Oct 2011
5. Revisions	Oct 2011
6. BOR consideration and action	Oct 26, 2011
7. Filing with Lt. Governor	Following BOR action

The Process (cont.)

Public Meetings (Tentative)	
Windward CC	Sep 16
UH West O'ahu	Sep 20
Leeward CC	Sep 22
Honolulu CC	Sep 23
Systemwide Student Caucus	Sep 24
UH Hilo	Sep 28
Hawai'i CC	Sep 29
Kapi'olani CC	Sep 30
Maui College	Oct 7
UH Mānoa	Oct 10
Kaua'i CC	Oct 12
HITS Videoconference	Oct 21

University of Hawai'i Tuition Briefing



tuition@hawaii.edu

www.hawaii.edu/offices/app