



UNIVERSITY
of HAWAI'I®
SYSTEM

Jan S. Gouveia
Vice President for Administration

UNIVERSITY OF HAWAII
BOARD OF REGENTS

14 OCT 15 AM 10:03
October 14, 2014

MEMORANDUM

TO: Randolph G. Moore
Chair
Board of Regents

VIA: David Lassner
President

FROM: Jan Gouveia
Vice President of Administration

SUBJECT: 6-YEAR CAPITAL IMPROVEMENT PROJECTS PLAN FY 2016-2021
UNIVERSITY OF HAWAII SYSTEM

UNIVERSITY OF HAWAII
PRESIDENT'S OFFICE

14 OCT 15 AM 10:40

RECEIVED

SPECIFIC ACTION REQUESTED:

The Board of Regents (Board) is requested to approve the University of Hawai'i System's 6-Year Capital Improvement Projects (CIP) Plan for Fiscal Years 2016 – 2021.

RECOMMENDED EFFECTIVE DATE:

Upon Board of Regents' approval.

PURPOSE:

The 6-Year CIP Plan outlines the University of Hawai'i System's Capital Improvement Projects plan for Fiscal Years 2016 – 2021 (Plan).

BACKGROUND:

At the request of the Board, the University of Hawai'i (University) administration evaluated, among other things, its program needs, capital renewal requirements, deferred maintenance, and major capital improvements across its 10 campuses. The purpose was to establish a planning document that outlined the University's capital outlay over the course of 6 years, based upon current assumptions related to program priorities and regulatory requirements.

Generally speaking, the University's CIP program is structured into 6 major categories: (1) Long-Range Development Plans (LRDP); (2) Health, Safety & Code Requirements (HSCR or HS&C); (3) Capital Renewal (CR); (4) Deferred Maintenance (DM); (5) Minor CIP; and (6) Major CIP.

Overall, the Plan anticipates a total of \$1.2 billion in general obligation bonds over fiscal years 2016 – 2021, in today's dollars. As set forth in the FY2016-2017 biennium budget request, the total CIP request for FY2016 is \$200,004,000 and \$197,099,001 for FY2017. For the outlying years, the Plan anticipates \$250,678,000 for FY2018, \$211,167,000 for FY2019, \$206,233,000 for FY2020, and \$138,469,000 for FY2021.

The Plan further sets forth the breakdown of the 6 major CIP categories by campus: Manoa, Hilo, West Oahu, Community Colleges, and Special. In totality, Manoa anticipates \$764 million in projects; Hilo anticipates \$100.1 million in projects; West Oahu anticipates \$71.2 million in projects; and Community Colleges anticipates \$268.8 million.

For clarification purposes, the Special projects category identifies a recurring Project Adjustment item for planning, design, construction and equipment. This is primarily a housekeeping item that must be established each biennium to support the expenditure and administration of capital project funds.

Additionally, there is only one Special capital project identified as the DKI Institute. At this time, the administration has not completed its analysis on the impact of the facility on ongoing operating costs and expenses; as such it has a placeholder value of \$1 to acknowledge its presence in the Plan.


It should be noted that this is the first time a system-wide 6-year plan has been established. It is anticipated that the Plan will be updated every two years, with the understanding that there may be unforeseen needs that require a reprioritization of capital investments in the interim. To the extent applicable, the administration will submit these changes to the Board as appropriate.

ACTION RECOMMENDED:

The Board of Regents is requested to approve the University System's 6-Year Capital Improvement Projects Plan for the Fiscal Years 2016 – 2021, which was presented to the Board's Planning and Facilities Committee at their October 9, 2014 meeting.

Attachment

c: Executive Administrator and Secretary to the Board Quinn

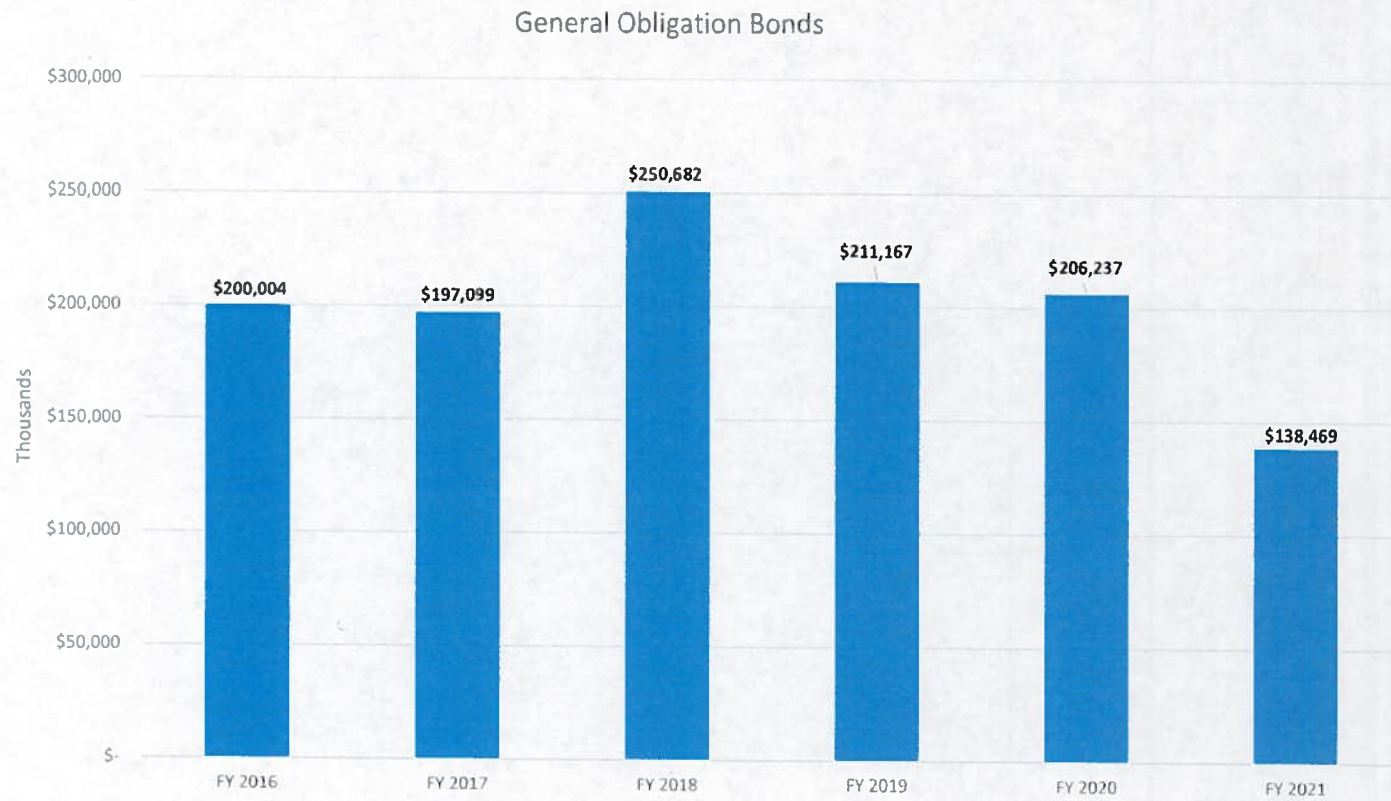


University of Hawai'i System
Capital Improvement Projects
— *Proposed* 6-Year Plan
Fiscal Bienniums 2016 – 2021

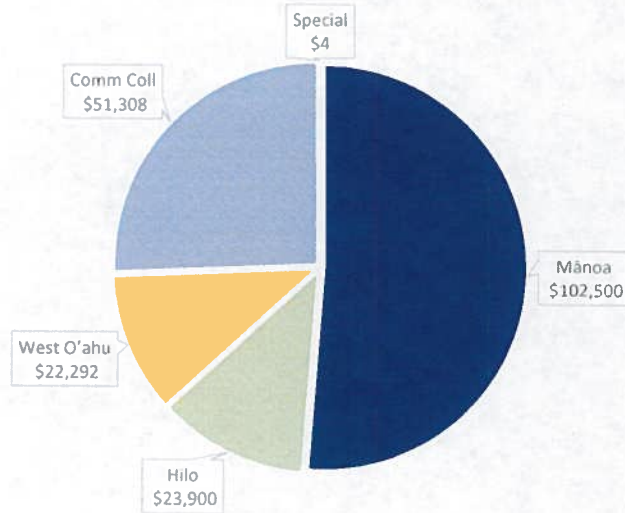
Board of Regents Meeting
October 16, 2014

UNIVERSITY OF HAWAI'I 6-YEAR CIP PROGRAM (FY2016 – 2021)

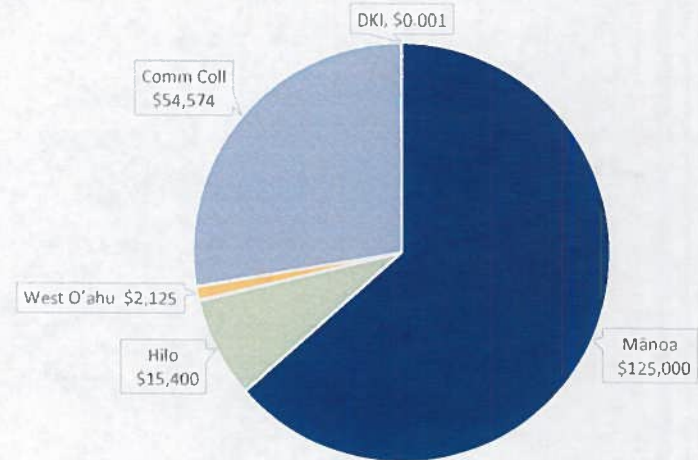
Total: \$1,203,658,001



FY2016 SYSTEM TOTAL: \$200,004
(in thousands of dollars)



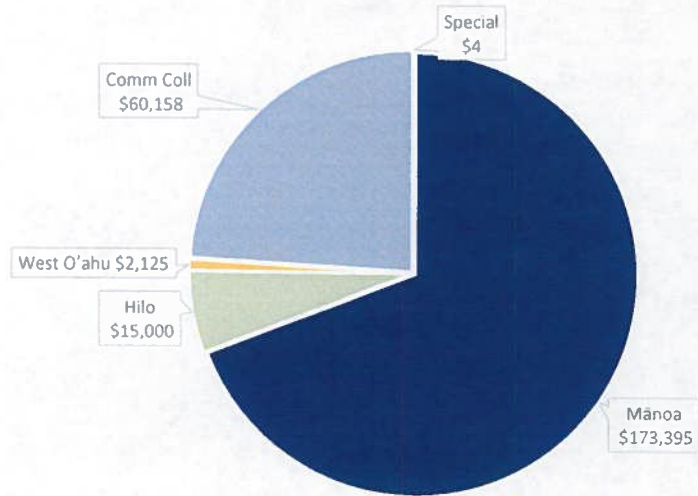
FY2017 SYSTEM TOTAL: \$197,099
(in thousands of dollars)



FY2016	MĀNOA	HILO	WEST O'AHU	COMM COLL	SPECIAL	TOTAL
LRDP	\$ 3,000	\$ 800	\$ 700	\$ 200		\$ 4,700
HS&C	\$ 15,500	\$ 7,100	\$ -	\$ 13,460		\$ 36,060
CR	\$ 16,184	\$ 6,000	\$ 125	\$ 22,189		\$ 44,498
DM	\$ 33,816	\$ 2,000	\$ -	\$ 5,459		\$ 41,275
MINOR CIP	\$ 16,000	\$ 8,000	\$ -	\$ 10,000		\$ 34,000
MAJOR CIP	\$ 18,000	\$ -	\$ 21,467			\$ 39,467
Proj Adj.					\$ 4	\$ 4
TOTAL	\$ 102,500	\$ 23,900	\$ 22,292	\$ 51,308	\$ 4	\$ 200,004

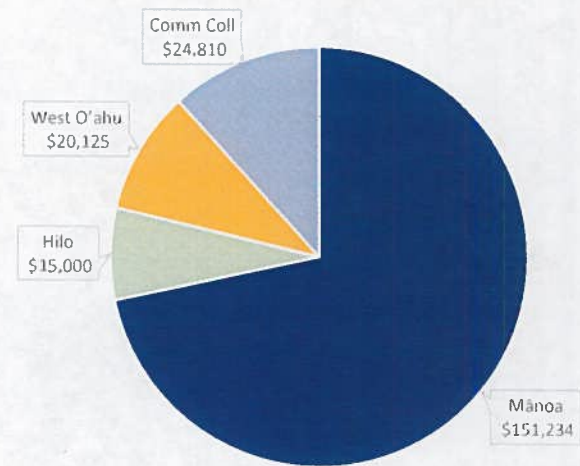
FY2017	MĀNOA	HILO	WEST O'AHU	COMM COLL	SPECIAL	TOTAL
LRDP	\$ -	\$ -	\$ -	\$ 200		\$ 200
HS&C	\$ 20,000	\$ 2,400	\$ -	\$ 5,000		\$ 27,400
CR	\$ 31,597	\$ 7,000	\$ 125	\$ 15,934		\$ 54,656
DM	\$ 28,403	\$ 1,000	\$ -	\$ 18,440		\$ 47,843
MINOR CIP	\$ 3,000	\$ 5,000	\$ -	\$ 10,000		\$ 18,000
MAJOR CIP	\$ 42,000	\$ -	\$ 2,000	\$ 5,000		\$ 49,000
DKI	\$ -	\$ -	\$ -		\$ 0.001	\$ 0.001
TOTAL	\$ 125,000	\$ 15,400	\$ 2,125	\$ 54,574	\$ 0.001	\$ 197,099

FY2018 SYSTEM TOTAL: \$250,682
(in thousands of dollars)



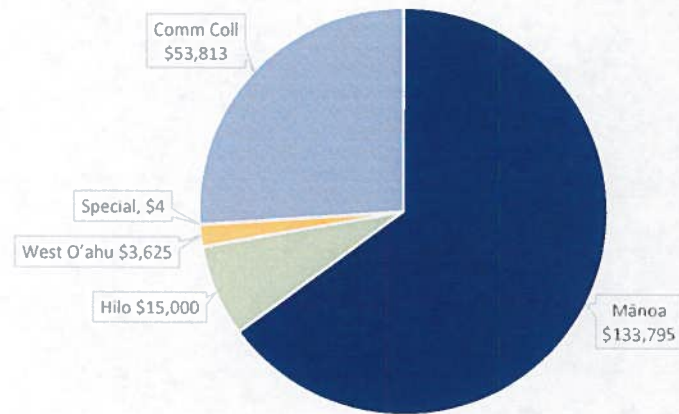
FY2018	MĀNOA	HILO	WEST O'AHU	COMM COLL	SPECIAL	TOTAL
LRDP	\$ -	\$ -	\$ -	\$ 200		\$ 200
HS&C	\$ 15,000	\$ 2,000	\$ -	\$ 5,000		\$ 22,000
CR	\$ 40,595	\$ 4,000	\$ 125	\$ 10,772		\$ 55,492
DM	\$ 30,000	\$ 4,000	\$ -	\$ 9,186		\$ 43,186
MINOR CIP	\$ 12,800	\$ 5,000	\$ -	\$ 10,000		\$ 27,800
MAJOR CIP	\$ 75,000	\$ -	\$ 2,000	\$ 25,000		\$ 102,000
Proj Adj.					\$ 4	\$ 4
TOTAL	\$ 173,395	\$ 15,000	\$ 2,125	\$ 60,158	\$ 4	\$ 250,682

FY2019 SYSTEM TOTAL: \$211,167
(in thousands of dollars)



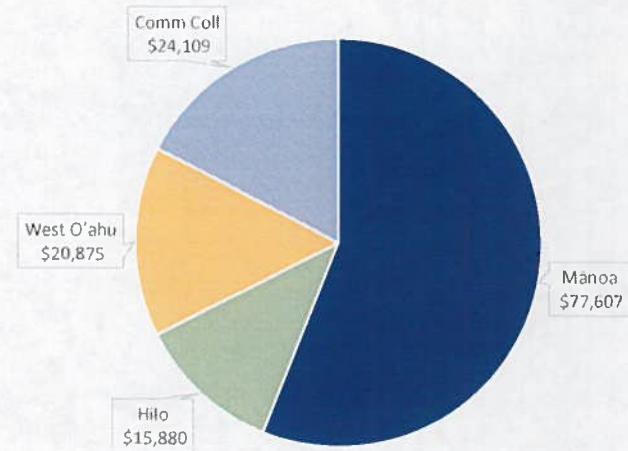
FY2019	MĀNOA	HILO	WEST O'AHU	COMM COLL	TOTAL
LRDP	\$ -	\$ -	\$ -	\$ -	\$ -
HS&C	\$ 15,000	\$ 2,000	\$ -	\$ 5,000	\$ 22,000
CR	\$ 58,234	\$ 5,500	\$ 125	\$ 9,808	\$ 73,667
DM	\$ 10,000	\$ 2,500	\$ -	\$ -	\$ 12,500
MINOR CIP	\$ 28,000	\$ 5,000	\$ -	\$ 10,000	\$ 43,000
MAJOR CIP	\$ 40,000	\$ -	\$ 20,000	\$ -	\$ 60,000
HOLD	\$ -	\$ -	\$ -	Hold	\$ -
TOTAL	\$ 151,234	\$ 15,000	\$ 20,125	\$ 24,808	\$ 211,167

FY2020 SYSTEM TOTAL: \$206,237
(in thousands of dollars)



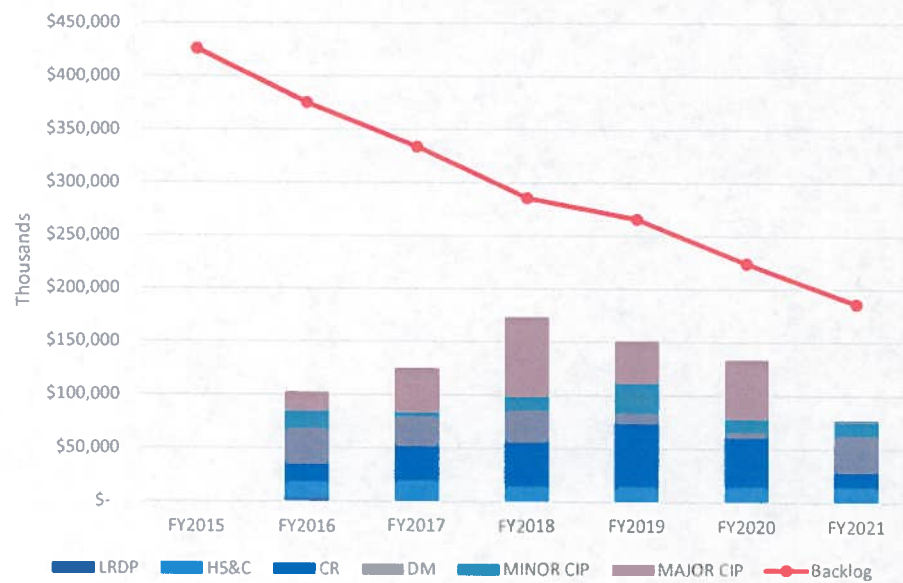
FY2020	MĀNOA	HILO	WEST O'AHU	COMM COLL	SPECIAL	TOTAL
LRDP	\$ -	\$ -	\$ -	\$ -		\$ -
HS&C	\$ 15,000	\$ 2,000	\$ -	\$ 5,000		\$ 22,000
CR	\$ 45,795	\$ 5,500	\$ 125	\$ 18,813		\$ 70,233
DM	\$ 5,000	\$ 2,500	\$ -	\$ -		\$ 7,500
MINOR CIP	\$ 12,000	\$ 5,000	\$ -	\$ 10,000		\$ 27,000
MAJOR CIP	\$ 56,000	\$ -	\$ 3,500	\$ 20,000		\$ 79,500
Proj Adj.					\$ 4	\$ 4
TOTAL	\$ 133,795	\$ 15,000	\$ 3,625	\$ 53,813	\$ 4	\$ 206,237

FY2021 SYSTEM TOTAL: \$138,469
(in thousands of dollars)



FY2021	MĀNOA	HILO	WEST O'AHU	COMM COLL	TOTAL
LRDP	\$ -	\$ 880	\$ 750	\$ 200	\$ 1,830
HS&C	\$ 15,000	\$ 2,000	\$ -	\$ 5,000	\$ 22,000
CR	\$ 12,607	\$ 5,000	\$ 125	\$ 8,907	\$ 26,639
DM	\$ 35,000	\$ 3,000	\$ -	\$ -	\$ 38,000
MINOR CIP	\$ 12,000	\$ 5,000	\$ -	\$ 10,000	\$ 27,000
MAJOR CIP	\$ 3,000	\$ -	\$ 20,000		\$ 23,000
HOLD	\$ -	\$ -	\$ -	Hold	\$ -
TOTAL	\$ 77,607	\$ 15,880	\$ 20,875	\$ 24,107	\$ 138,469

Mānoa 6-Year CIP
FY2016 - 2021

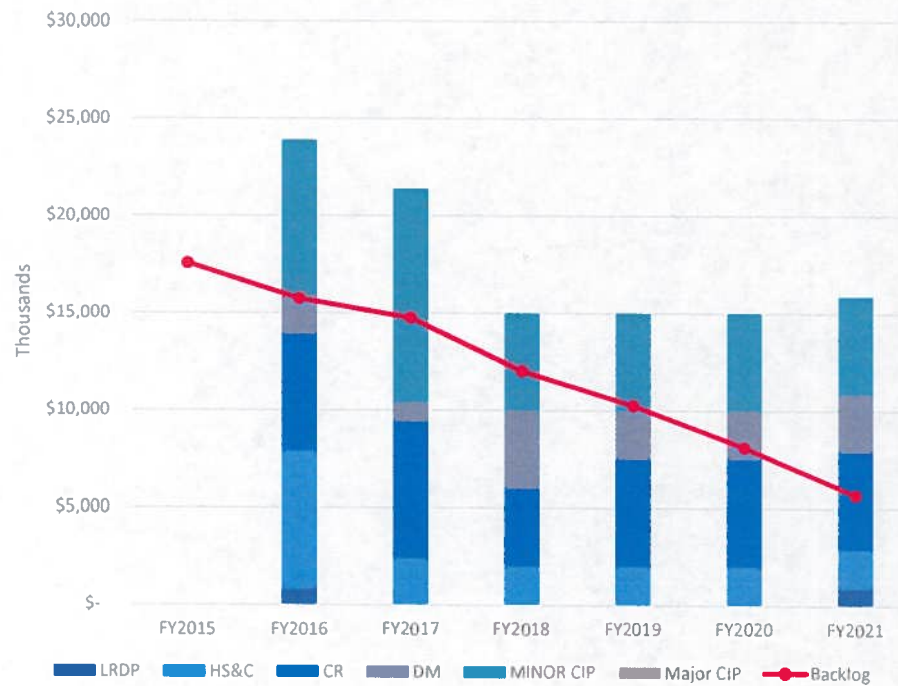


FY2016		FY2017	
LRDP	\$ 3,000	LRDP	\$ -
HS&C	\$ 15,500	HS&C	\$ 20,000
CR	\$ 16,184	CR	\$ 31,597
DM	\$ 33,816	DM	\$ 28,403
MINOR CIP	\$ 16,000	MINOR CIP	\$ 3,000
Snyder Hall (Construction)	\$ 18,000	Keller Hall Renovation(Design)	\$ 2,000
		Kuykendall Hall Renovation (Construction)	\$ 40,000
TOTAL \$ 102,500		TOTAL \$ 125,000	

FY2018		FY2019	
LRDP	\$ -	LRDP	\$ -
HS&C	\$ 15,000	HS&C	\$ 15,000
CR	\$ 40,595	CR	\$ 58,234
DM	\$ 30,000	DM	\$ 10,000
MINOR CIP	\$ 12,800	MINOR CIP	\$ 28,000
Holmes Hall (Construction)	\$ 40,000	Keller Hall (Construction)	\$ 40,000
Classroom Building (New - Approved in Moratorium) (Construction)	\$ 30,000		
BioMed (Design)	\$ 5,000		
TOTAL \$ 173,395		TOTAL \$ 151,234	

FY2020		FY2021	
LRDP	\$ -	LRDP	\$ -
HS&C	\$ 15,000	HS&C	\$ 15,000
CR	\$ 45,795	CR	\$ 12,607
DM	\$ 5,000	DM	\$ 35,000
MINOR CIP	\$ 12,000	MINOR CIP	\$ 12,000
BioMed (Construction)	\$ 53,000	Physical Science (Design)	\$ 3,000
Spalding Hall (Design)	\$ 3,000		
TOTAL \$ 133,795		TOTAL \$ 77,607	

Hilo 6-Year CIP
FY2016 - 2021

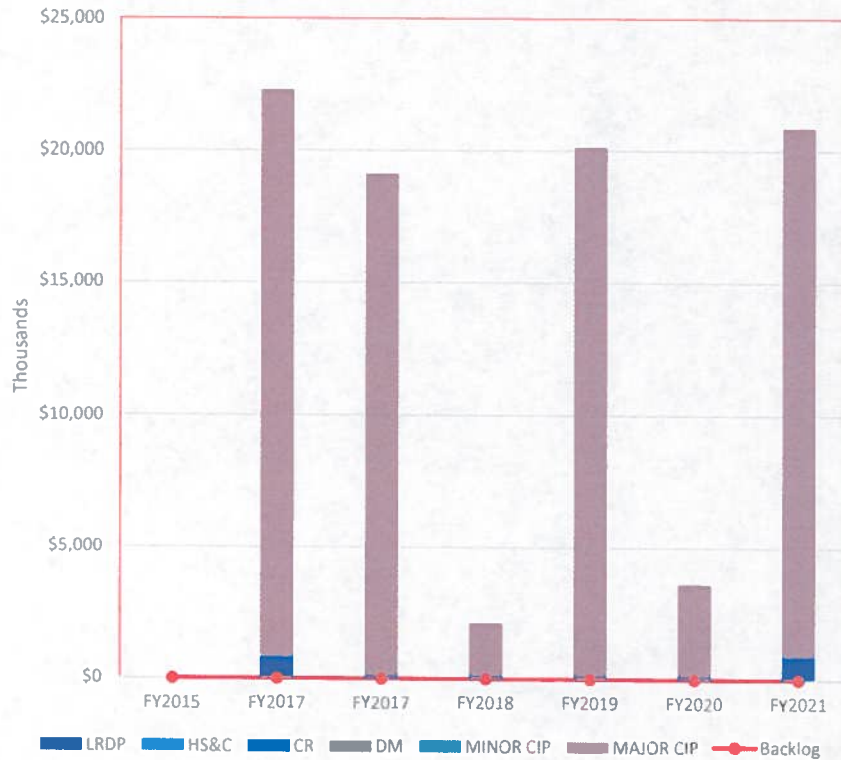


FY2016		FY2017	
LRDP	\$ 800	LRDP	\$ -
HS&C	\$ 7,100	HS&C	\$ 2,400
CR	\$ 6,000	CR	\$ 8,000
DM	\$ 2,000	DM	\$ -
MINOR CIP	\$ 8,000	MINOR CIP	\$ 5,000
MAJOR CIP	\$ -	MAJOR CIP	\$ -
TOTAL \$ 23,900		TOTAL \$ 15,400	

FY2018		FY2019	
LRDP	\$ -	LRDP	\$ -
HS&C	\$ 2,000	HS&C	\$ 2,000
CR	\$ 4,000	CR	\$ 5,500
DM	\$ 4,000	DM	\$ 2,500
MINOR CIP	\$ 5,000	MINOR CIP	\$ 5,000
MAJOR CIP	\$ -	MAJOR CIP	\$ -
TOTAL \$ 15,000		TOTAL \$ 15,000	

FY2020		FY2021	
LRDP	\$ -	LRDP	\$ 880
HS&C	\$ 2,000	HS&C	\$ 2,000
CR	\$ 5,500	CR	\$ 5,000
DM	\$ 2,500	DM	\$ 3,000
MINOR CIP	\$ 5,000	MINOR CIP	\$ 5,000
MAJOR CIP	\$ -	MAJOR CIP	\$ -
TOTAL \$ 15,000		TOTAL \$ 15,880	

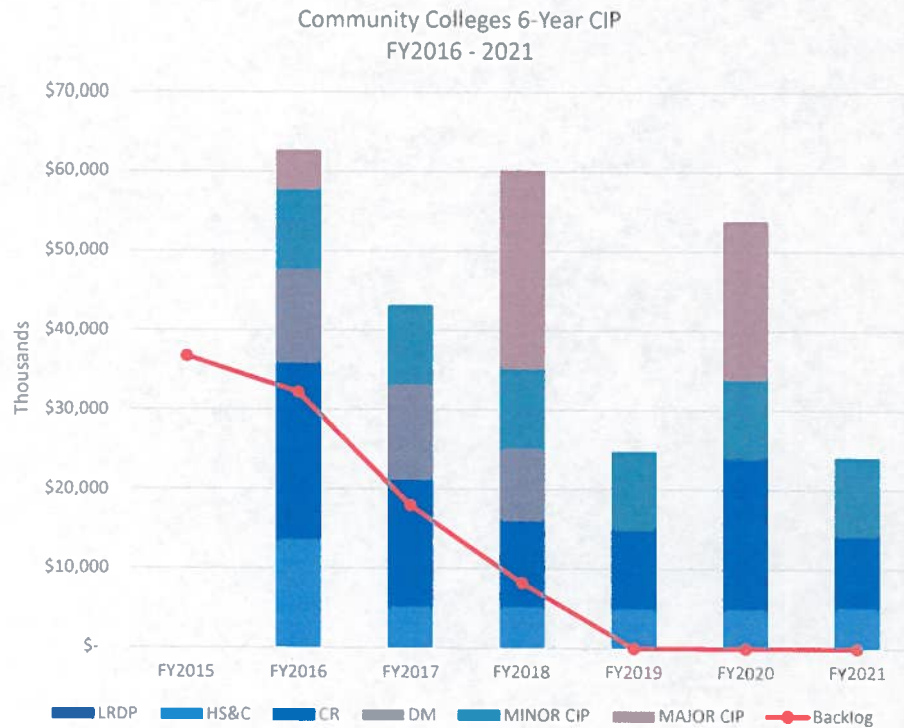
West O'ahu 6-Year CIP
FY2016 - 2021



FY2016		FY2017	
LRDP	\$ 700	LRDP	\$ -
HS&C	\$ -	HS&C	\$ -
CR	\$ 125	CR	\$ 125
DM	\$ -	DM	\$ -
MINOR CIP	\$ -	MINOR CIP	\$ -
Science/IT/ACM Building (Construction)	\$ 21,467	Professional Studies (Bus, Educ, Pub Ad) (Design)	\$ 2,000
TOTAL	\$ 22,292	TOTAL	\$ 2,125

FY2018		FY2019	
LRDP	\$ -	LRDP	\$ -
HS&C	\$ -	HS&C	\$ -
CR	\$ 125	CR	\$ 125
DM	\$ -	DM	\$ -
MINOR CIP	\$ -	MINOR CIP	\$ -
Student Center Expansion (Design)	\$ 2,000	Professional Studies (Bus, Educ, Pub Ad) (Construction)	\$ 20,000
TOTAL	\$ 2,125	TOTAL	\$ 20,125

FY2020		FY2021	
LRDP	\$ -	LRDP	\$ 750
HS&C	\$ -	HS&C	\$ -
CR	\$ 125	CR	\$ 125
DM	\$ -	DM	\$ -
MINOR CIP	\$ -	MINOR CIP	\$ -
Center for Indigenous/International Program (Design)	\$ 2,000	Student Center Expansion (Construction)	\$ 20,000
Student Sports Facilities (Design)	\$ 1,500		
TOTAL	\$ 3,625	TOTAL	\$ 20,875



FY2016	
LRDP	\$ 200
HS&C	\$ 13,460
CR	\$ 22,189
DM	\$ 5,459
MINOR CIP	\$ 10,000
TOTAL	\$ 51,308

FY2017	
LRDP	\$ 200
HS&C	\$ 5,000
CR	\$ 15,934
DM	\$ 18,440
MINOR CIP	\$ 10,000
KAP - Info, Media & Tech	\$ 5,000
TOTAL	\$ 54,574

FY2018	
LRDP	\$ 200
HS&C	\$ 5,000
CR	\$ 10,772
DM	\$ 9,186
MINOR CIP	\$ 10,000
KAP - General Classroom/Office Bldg (C)	\$ 25,000
TOTAL	\$ 60,158

FY2019	
LRDP	\$ -
HS&C	\$ 5,000
CR	\$ 9,808
DM	\$ -
MINOR CIP	\$ 10,000
HAW - KOM Phase 1 (C)	Hold
HAW - KOM Phase 2 (D)	Hold
TOTAL	\$ 24,808

FY2020	
LRDP	\$ -
HS&C	\$ 5,000
CR	\$ 18,813
DM	\$ -
MINOR CIP	\$ 10,000
HON - Bldg 5 and Courtyard Renovation (C)	\$ 20,000
TOTAL	\$ 53,813

FY2021	
LRDP	\$ 200
HS&C	\$ 5,000
CR	\$ 8,907
DM	\$ -
MINOR CIP	\$ 10,000
HAW-KOM Phase 2 (C)	Hold
HAW-KOM Phase 3 (D)	Hold
TOTAL	\$ 24,107

SPECIAL PROJECTS

(in thousands of dollars)

FY2016		FY2017	
Project Adjustment (Plan, Design, Construction & Equipment)	\$4	DKI Institute (Construction)	\$ 0.001
FY2018		FY2019	
Project Adjustment (Plan, Design, Construction & Equipment)	\$4		
FY2020		FY2021	
Project Adjustment (Plan, Design, Construction & Equipment)	\$4		