

Access and Success: Planning, Tracking and Innovating



UH Community Colleges

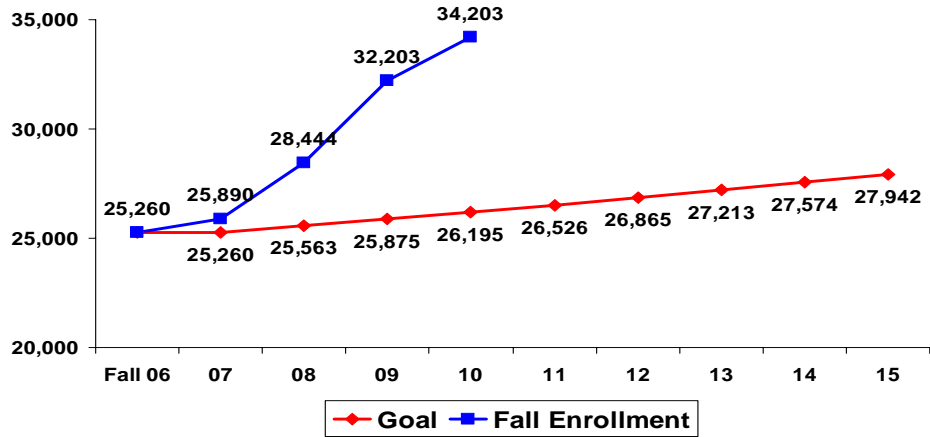
John Morton
Vice President for Community Colleges
UHCC Strategic Planning Council, March 31, 2011



ENROLLMENT



UHCC Fall Enrollment



3



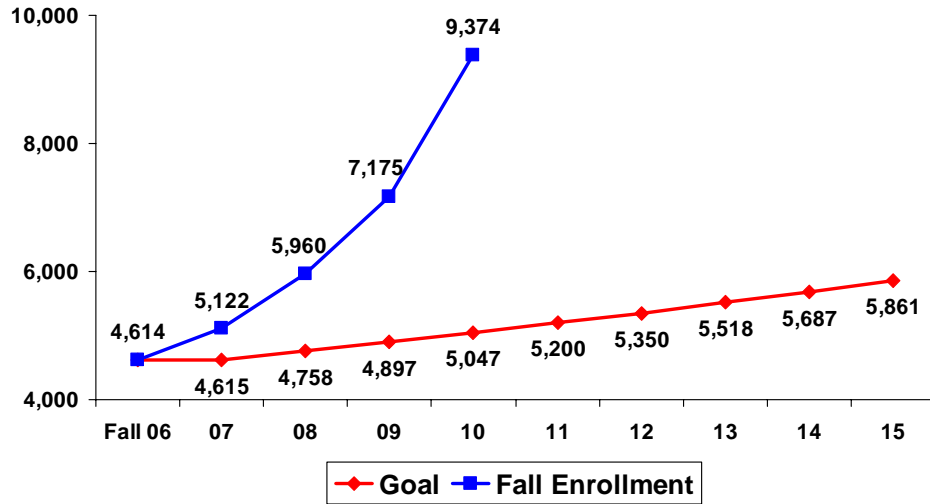
UHCC Fall 2010 Enrollment

| Campus | # Over Goal | % Over Goal |
|--------|-------------|-------------|
| LeeCC | 1,982 | 33.3% |
| KapCC | 1,758 | 23.3% |
| MauC | 1,412 | 47.8% |
| HawCC | 1,361 | 55.5% |
| WinCC | 775 | 41.9% |
| HonCC | 455 | 10.7% |
| KauCC | 265 | 22.8% |

4



UHCC Native Hawaiian Enrollment



5 UHCC Native Hawaiian enrollment 27.4%
70% of all Native Hawaiians in UH System are enrolled at the Community Colleges



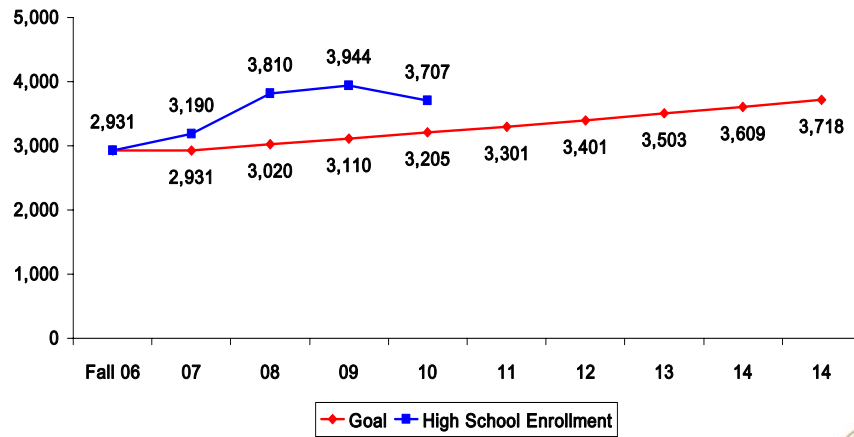
UHCC Fall 2010 Native Hawaiian Enrollment

| Campus | # over goal | % over goal |
|--------|-------------|-------------|
| LeeCC | 1,102 | 113.3% |
| HawCC | 840 | 110.1% |
| KapCC | 664 | 72.3% |
| MauC | 661 | 90.9% |
| WinCC | 479 | 78.3% |
| HonCC | 416 | 51.6% |
| KauCC | 165 | 66.5% |

6



UHCC High School Enrollment



7



UHCC Fall 2010 High School Enrollment

| Campus | # over goal | % over goal |
|--------|-------------|-------------|
| HawCC | 143 | 40% |
| LeeCC | 114 | 13% |
| KapCC | 72 | 9% |
| WinCC | 48 | 20% |
| MauC | 45 | 43% |
| HonCC | 27 | 6% |
| KauCC | <23> | <12%> |

8



UNDERSERVED REGIONS

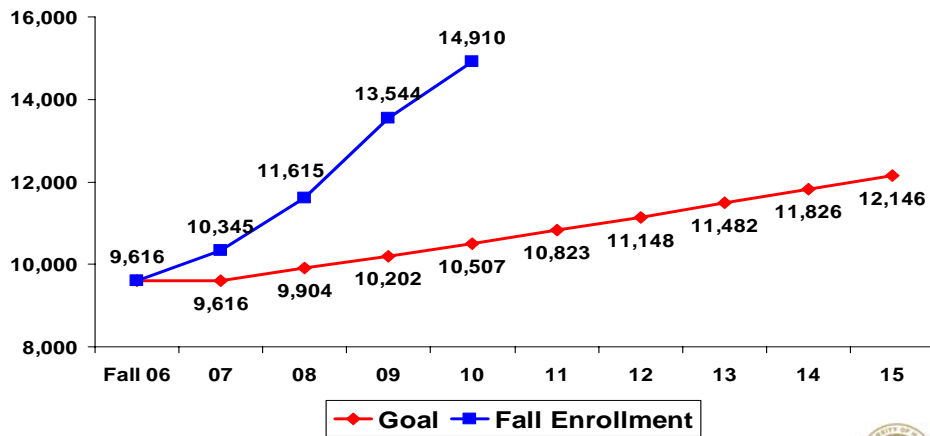


As identified in the UH Second Decade Project, the UH Community Colleges place special emphasis on regions of the state that have been underserved by postsecondary education and/or training. These regions are: Waianae, Ewa, and North Shore (Oahu), West Hawai'i and East Hawai'i (Hawai'i), and Maui County.

9



UHCC Fall Enrollment Students from Underserved Regions



10 Underserved Regions are Waianae/ Ewa/ West Hawai'i/ Maui County/ North Shore Oahu/ East Hawai'i



UHCC Enrollment Initiatives

- Targeting Near-Degree Returning Students
- Dual Enrollment Programs
- Distance Delivery
- Build-out of West Hawai'i and Waianae

11



Performance Funding Measures



12



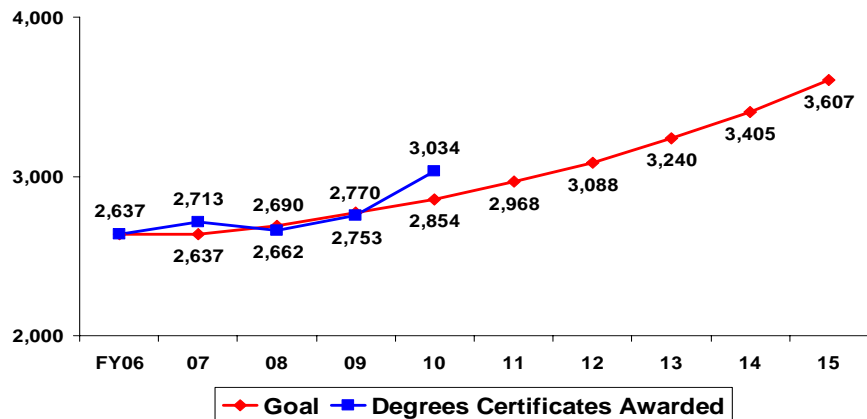
Performance Funding Measures

- Degrees and Certificates Achievement
- Native Hawaiian Degrees and Certificates Achievement
- STEM Degrees and Certificates Achievement
- Pell Recipients
- Transfers to UH 4-yr Institutions

13



UHCC Performance: All Students Degrees and Certificates Achievement



14



UHCC Degrees and Certificates Achievement

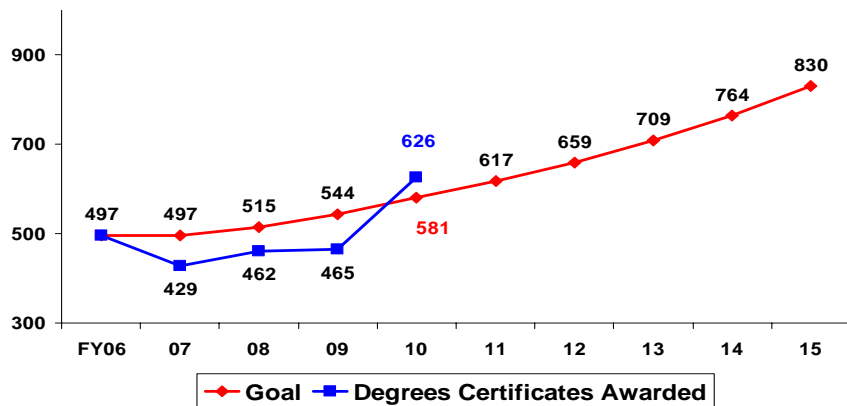
| Campus | # Over Goal | % Over Goal |
|--------|-------------|-------------|
| KapCC | 83 | 11.9% |
| HawCC | 66 | 18.3% |
| KauCC | 37 | 29.6% |
| LeeCC | 26 | 4.5% |
| MauC | 23 | 5.9% |
| WinCC | 5 | 3.4% |
| HonCC | <60> | <11.0%> |

15

2009-2010



UHCC Performance: Native Hawaiian Degrees and Certificates Achievement



16



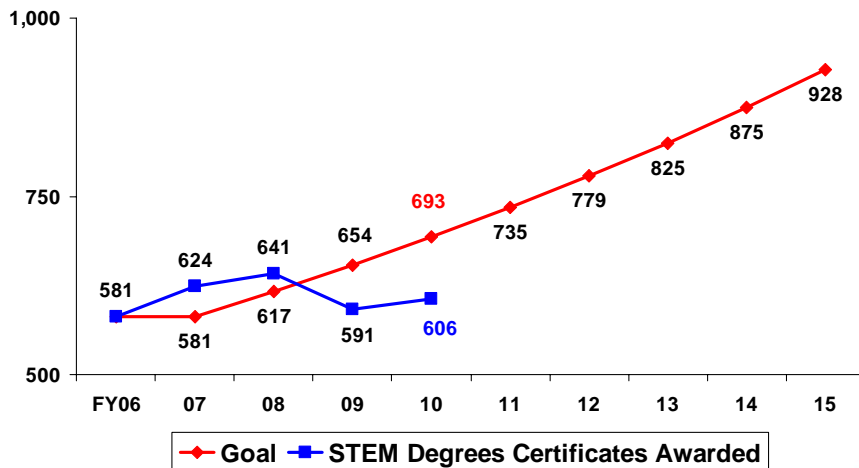
UHCC Performance: Native Hawaiian Degrees and Certificates Achievement

| Campus | # Over Goal | % Over Goal |
|--------|-------------|-------------|
| MauC | 29 | 40.8% |
| HawCC | 28 | 20.9% |
| LeeCC | 8 | 8.0% |
| WinCC | 7 | 14.0% |
| KapCC | 6 | 8.3% |
| KauCC | <8> | <29.6%> |
| HonCC | <25> | <19.7%> |

17 2009-2010



UHCC Performance: STEM Degrees and Certificates Achievement



18



UHCC Performance: STEM Degrees and Certificates Achievement

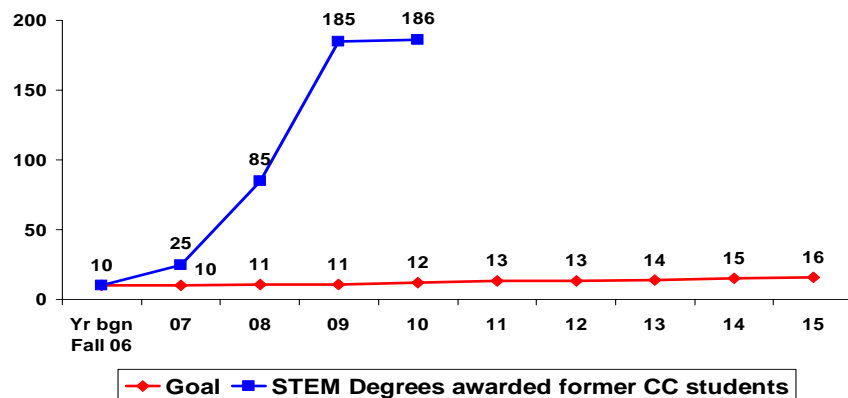
| Campus | # Over Goal | % Over Goal |
|--------|-------------|-------------|
| MauC | 10 | 8.5% |
| KauCC | 6 | 14.0% |
| WinCC | 3 | 300.0% |
| LeeCC | 2 | 100.0% |
| HawCC | <16> | <23.9%> |
| HonCC | <34> | <16.1%> |
| KapCC | <58> | <23.0%> |

19

2009-2010



Degrees Awarded in STEM at UHM, UHH, UHWO to Former CC Students

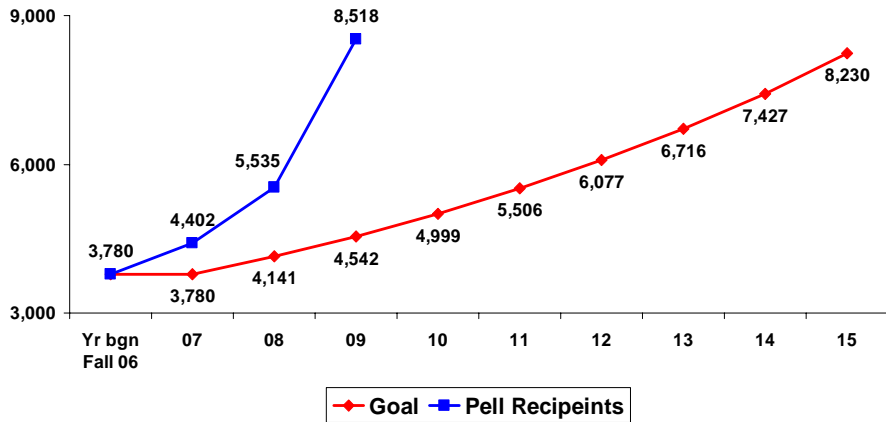


20

2009-2010



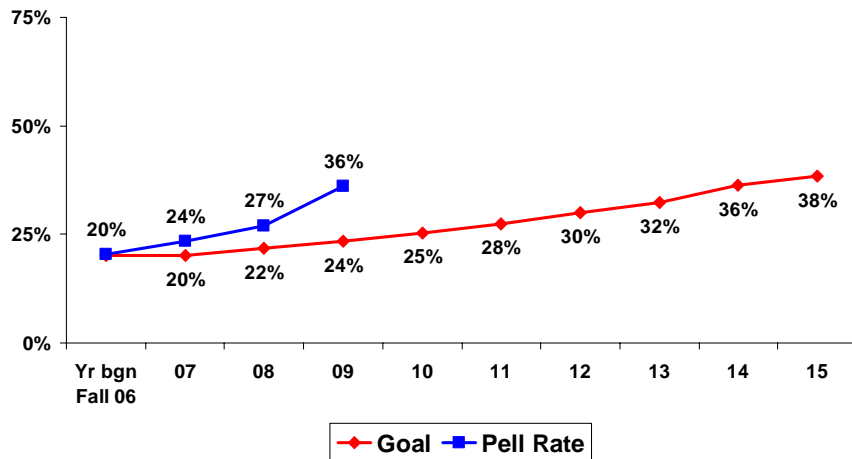
UHCC Performance: Pell Recipients



21 Dollar values increased from \$8,288,315 in 2006 to \$26,572,331 in 2009



UHCC Pell Participation Rate: All Students



22



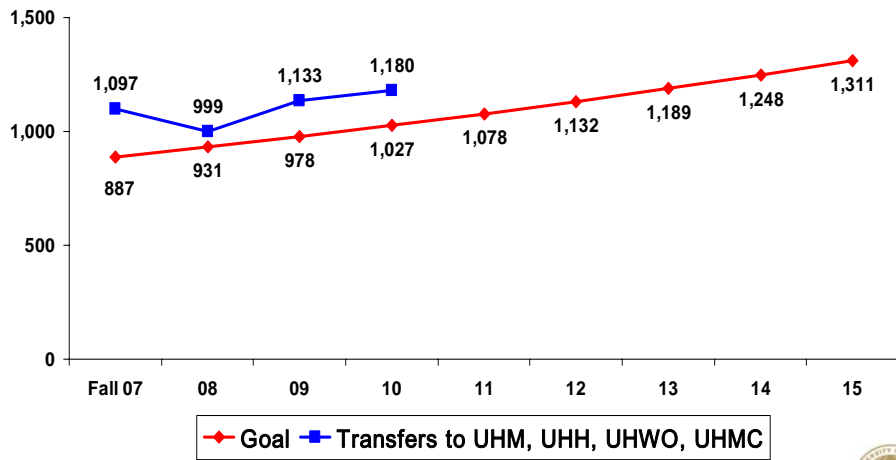
UHCC Pell Recipients 2009-2010

| Campus | # Over Goal | % Over Goal |
|--------|-------------|-------------|
| MauC | 1,092 | 159.2% |
| HawCC | 787 | 115.6% |
| LeeCC | 689 | 74.2% |
| KapCC | 526 | 56.9% |
| WinCC | 515 | 110.0% |
| KauCC | 192 | 85.7% |
| HonCC | 175 | 27.8% |

23 2009-2010



UHCC Performance: Transfers to UH 4-yr Institution



24



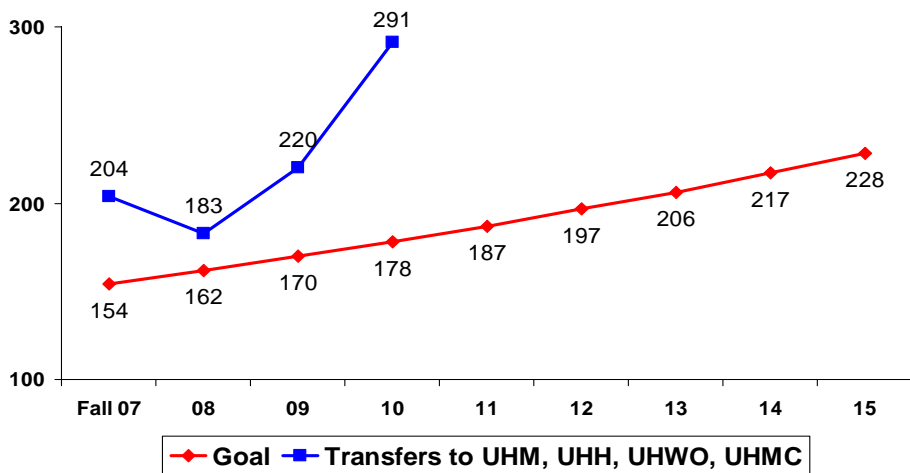
UHCC Fall 2010 Transfers to UHM, UHH, UHWO

| Campus | # Over Goal | % Over Goal |
|--------|-------------|-------------|
| KapCC | 92 | 31.1% |
| LeeCC | 59 | 21.1% |
| HonCC | 48 | 38.7% |
| WinCC | 34 | 38.6% |
| HawCC | 30 | 26.5% |
| KauCC | 7 | 25.0% |
| MauC | 0 | 0.0% |

25



UHCC Performance: Transfers to UH 4-yr Institution Native Hawaiians



26



UHCC Fall 2010 Transfers to UHM, UHH, UHWO, UHMC: Native Hawaiian

| Campus | # Over Goal | % Over Goal |
|--------|-------------|-------------|
| HawCC | 32 | 133.3% |
| KapCC | 30 | 107.1% |
| WinCC | 28 | 116.7% |
| LeeCC | 22 | 37.3% |
| HonCC | 14 | 93.3% |
| MauC | 13 | 52.0% |
| KauCC | 6 | 300.0% |

27



UHCC Performance Initiatives

- Achieving the Dream
- Complete College America
- Financial Aid
- Policy Review

28

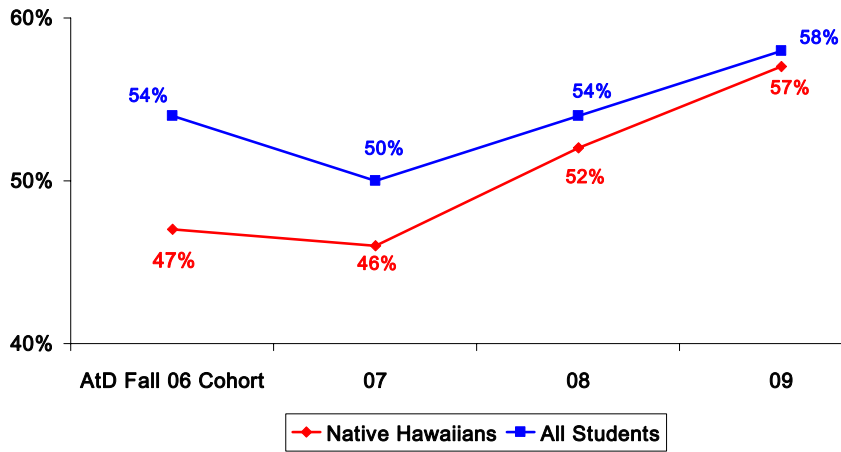


MOMENTUM MEASURES

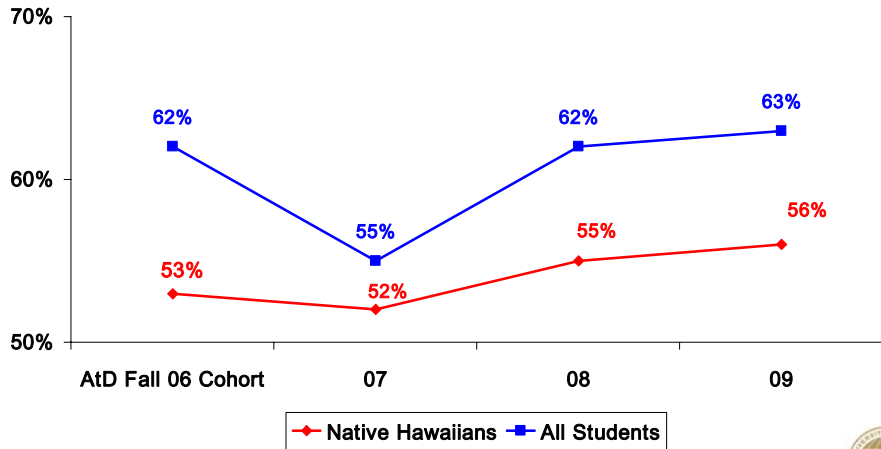
Get Ready for College



UHCC Remedial/Developmental Math Success



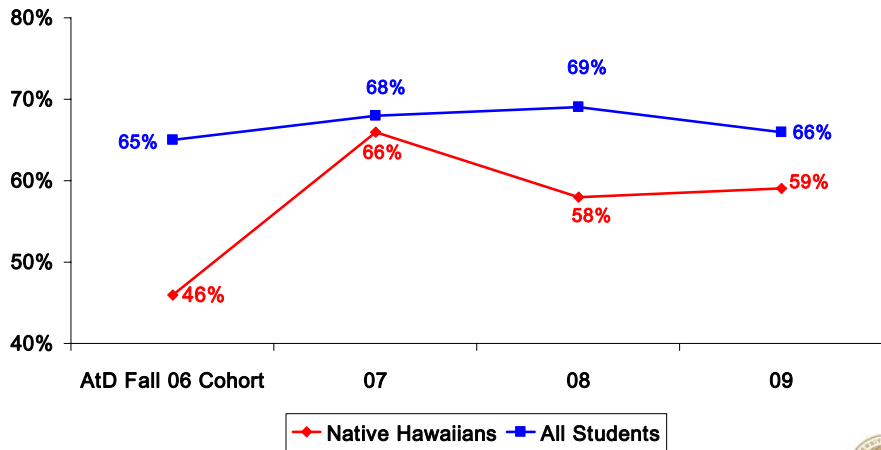
UHCC Remedial/Developmental Writing Success



31



UHCC Remedial/Developmental Reading Success



32



UHCC Remedial/Developmental Success

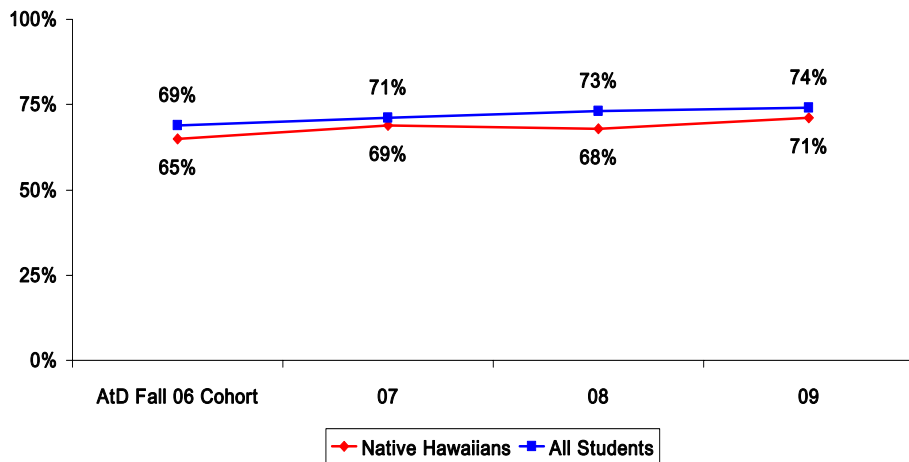
| | Math | | Writing | | Reading | |
|-------|------|-----|---------|-----|---------|-----|
| | All | NH | All | NH | All | NH |
| HawCC | 74% | 75% | 59% | 55% | 68% | 64% |
| HonCC | 45% | 35% | 50% | 50% | n/a | n/a |
| KapCC | 56% | 44% | 70% | 58% | 65% | 58% |
| KauCC | 61% | 38% | 64% | 44% | 65% | 53% |
| LeeCC | 56% | 46% | 62% | 58% | 68% | 60% |
| MauC | 64% | 65% | 71% | 64% | 59% | 44% |
| WinCC | 63% | 67% | 65% | 60% | 48% | 33% |

33

AtD Fall 2009 Cohort



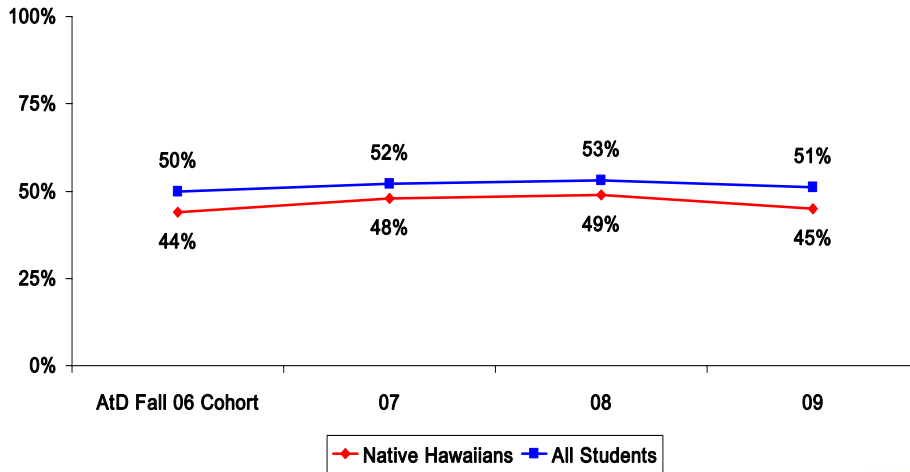
UHCC Persistence (Fall to Spring)



34



UHCC Persistence (Fall to Fall)



35



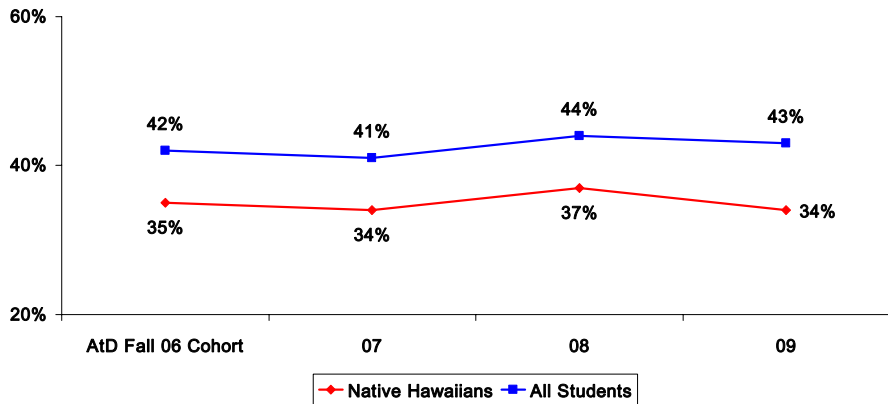
UHCC Persistence

| | Fall to Spring ¹ | | Fall to Fall ² | |
|-------|-----------------------------|-----|---------------------------|-----|
| | All | NH | All | NH |
| HawCC | 75% | 75% | 47% | 47% |
| HonCC | 69% | 64% | 43% | 36% |
| KapCC | 76% | 73% | 53% | 40% |
| KauCC | 74% | 63% | 53% | 42% |
| LeeCC | 75% | 68% | 55% | 46% |
| MauC | 75% | 73% | 53% | 51% |
| WinCC | 72% | 75% | 47% | 51% |

36 ¹AtD Fall 2009 Cohort ²AtD Fall 2008 Cohort



UHCC First Year Success: Full-Time



AtD Cohort Full-Time in Fall who complete 20 Credits in first year with a GPA at least 2.0

37



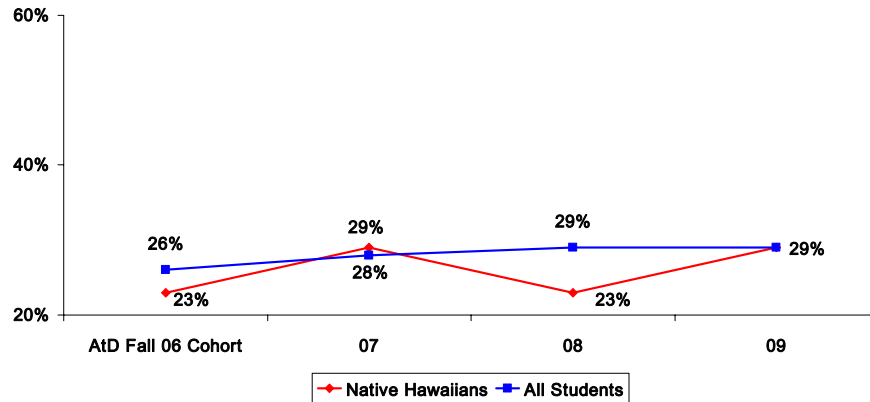
UHCC First Year Success: Full-Time

| | # Over Goal | | % Over Goal | |
|-------|-------------|----|-------------|-------|
| | All | NH | All | NH |
| HawCC | 43 | 38 | 18.9% | 49.4% |
| HonCC | <13> | 0 | <5.4%> | 0.0% |
| KapCC | 65 | 10 | 20.3% | 28.6% |
| KauCC | 40 | 8 | 48.2% | 66.7% |
| LeeCC | 111 | 20 | 33.0% | 39.2% |
| MauC | 94 | 21 | 72.9% | 70.0% |
| WinCC | 13 | 10 | 13.0% | 35.7% |

38



UHCC First Year Success: Part-Time



AtD Cohort Part-Time in Fall who complete 12 Credits in first year with a GPA at least 2.0

39



UHCC First Year Success: Part-Time

| | # Over Goal | | % Over Goal | |
|-------|-------------|-----|-------------|---------|
| | All | NH | All | NH |
| HawCC | 32 | 24 | 33.3% | 82.8% |
| HonCC | <23> | <2> | <18.9%> | <8.7%> |
| KapCC | 77 | 18 | 50.0% | 75.0% |
| KauCC | 7 | <1> | 26.9% | <25.0%> |
| LeeCC | 5 | 1 | 2.4% | 2.9% |
| MauC | 85 | 22 | 163.5% | 200.0% |
| WinCC | 21 | 22 | 40.4% | 169.2% |

40



UHCC First Year Success

| | Full-Time | | Part-Time | |
|-------|-----------|-----|-----------|-----|
| | All | NH | All | NH |
| HawCC | 50% | 43% | 33% | 32% |
| HonCC | 38% | 29% | 22% | 21% |
| KapCC | 44% | 30% | 27% | 29% |
| KauCC | 50% | 29% | 26% | 18% |
| LeeCC | 42% | 31% | 32% | 28% |
| MauC | 42% | 35% | 33% | 32% |
| WinCC | 34% | 30% | 28% | 33% |

41 AtD Fall 2009 Cohort



UHCC Momentum Initiatives

- Remedial/Developmental
- First Year Experience
- Gatekeeper Courses

42



FINANCING THE COMMUNITY COLLEGES

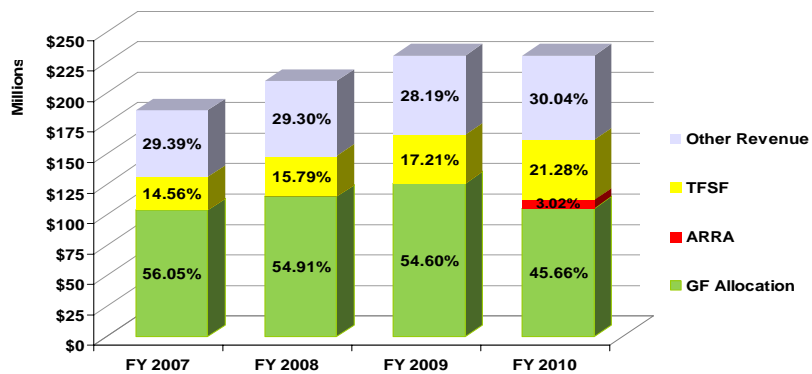


43



UHCC Revenues: All Sources

Operating Revenue FY 2007 - FY 2010



| \$ (Millions) | FY 2007 | FY 2008 | FY 2009 | FY 2010 |
|---------------|----------|----------|----------|----------|
| GF Allocation | \$103.93 | \$115.06 | \$125.76 | \$105.25 |
| ARRA | - | - | - | \$6.96 |
| TFSS | \$26.99 | \$33.08 | \$39.64 | \$49.05 |
| Other Revenue | \$54.51 | \$61.39 | \$64.93 | \$69.24 |
| Total | \$185.44 | \$209.53 | \$230.34 | \$230.50 |

44



UHCC Budget Development: FY 2012

- ARRA Funds \$6.96M
- Salary Restorations \$6.94M
- Tuition Increase \$8.14M
- Legislative Updates \$?

45



Challenging Times... Promising Future



University of Hawai'i
Community Colleges
Success is What Counts

46

