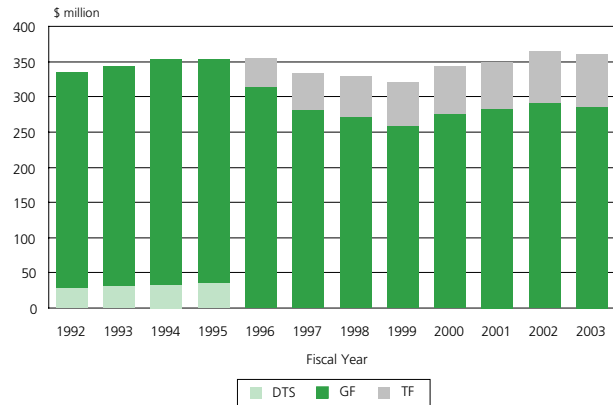


## Funding

### General Funds and Tuition and Fees

General Funds and Tuition & Fee Revenue

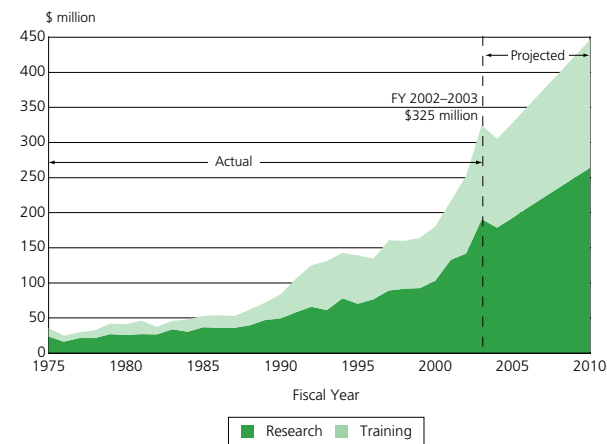


DTS = Amount of UH GF accounted for by tuition and fees and deposited to the state

### Research and Training Funds

For the fifth year in a row, the University of Hawai'i has received record support for research and training. The \$325 million received for FY03 has outpaced projections and reflects a 150% increase over the last ten years.

Office of Research Services Extramural Fund Support Past and Projected



<http://www.hawaii.edu/ovppp/ier/ier.html>

The University of Hawai'i is an equal opportunity/affirmative action institution.

A LO H A / C O L L A B O R A T I O N / R E S P E C T / I N T E L L E C T U A L R I G O R / I N T E G R I T Y / S E R V I C E / A C C E S S / E X C E L L E N C E / D I V E R S I T Y / E Q U I T Y / T E C H N O L O G Y / A S I A - P A C I F I C E M P O W E R M E N T / A C C O U N T A B I L I T Y / S U S T A I N A B I L I T Y / A C C O U N T A B I L I T Y / I N T E G R I T Y / M Ā L A M A ' Ā I N A / A L O H A / C O L L A B O R A T I O N / R E S P E C T / I N T E L L E C T U A L R I G O R / I N T E G R I T Y / S E R V I C E / A C C E S S / E X C E L L E N C E / D I V E R S I T Y / E Q U I T Y / T E C H N O L O G Y / A S I A - P A C I F I C A D V A N T A G E / I N N O V A T I O N / E M P O W E R M E N T / A C C O U N T A B I L I T Y / S U S T A I N A B I L I T Y / M Ā L A M A ' Ā I N A / A L O H A / C O L L A B O R A T I O N / R E S P E C T / I N T E L L E C T U A L R I G O R / I N T E G R I T Y / S E R V I C E / A C C E S S / E X C E L L E N C E / D I V E R S I T Y / E Q U I T Y / T E C H N O L O G Y / A S I A - P A C I F I C

# UNIVERSITY OF HAWAII PERFORMANCE INDICATORS



Office of the Vice President for Planning and Policy  
University of Hawai'i

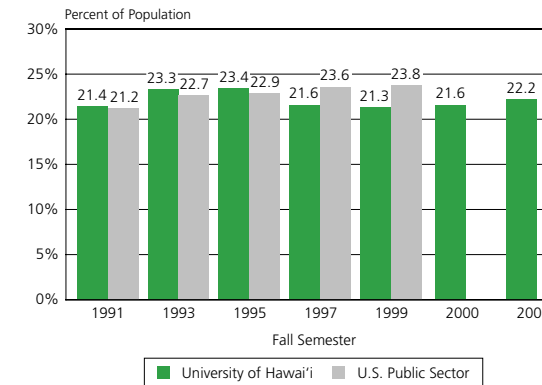
July 2003

## Participation

### Enrollment as a Percent of State Population

Despite increases in recent years, the share of the Hawai'i 18–24 year old population served by UH has slipped below the national average.

Undergraduates Aged 18–24 as a Percent of Population Aged 18–24 Years University of Hawai'i and the Nation (Public Sector)

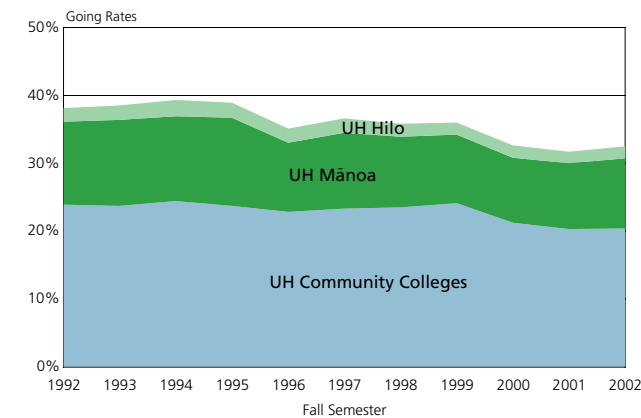


Note: National data available for odd-numbered years only, national figure for Fall 2001 unavailable.

### Going Rates

After several years of decline the going rate of recent Hawai'i high school graduates into the University of Hawai'i campuses increased slightly in 2002.

Going Rates to UH, by Unit



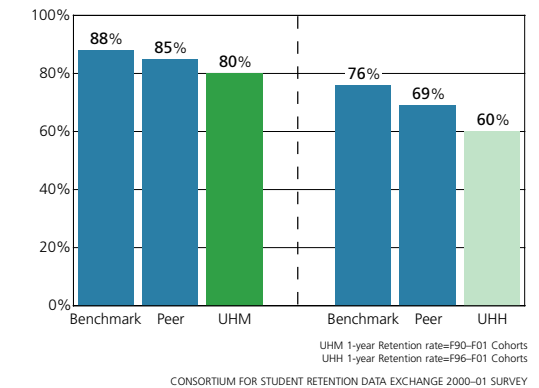
## Performance

### Retention and Transfer Rates

UH Mānoa's one-year retention rate for first-time students is slightly lower than the average rates for peer and benchmark groups. UHM students eventually graduate at rates comparable to those in the peer and benchmark groups, but take longer to do so.

UH Hilo's one-year retention rate is lower than the average of its peer and benchmark institutions.

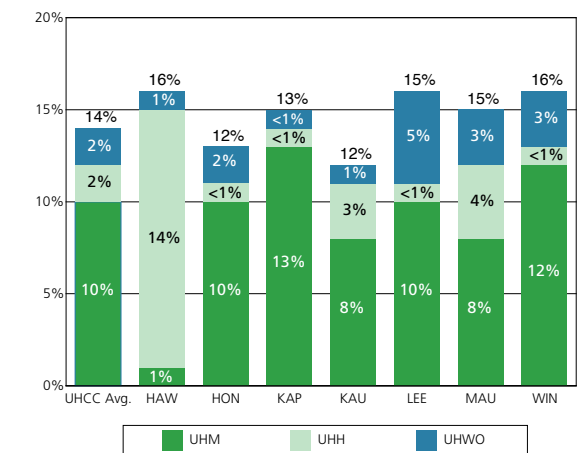
Average Retention Rates UH Mānoa and UH Hilo



UHM 1-year Retention rate=F90-F01 Cohorts  
UHH 1-year Retention rate=F96-F01 Cohorts  
CONSORTIUM FOR STUDENT RETENTION DATA EXCHANGE 2000-01 SURVEY

On average, 14% of AA and AS students enrolled at a UH community college transfer to a UH four-year campus within a year. 10% transfer to UH Mānoa, and 2% each transfer to UH Hilo and UH-West O'ahu.

Transfer Rates: UH 2-Year Students to UH 4-Year Institutions



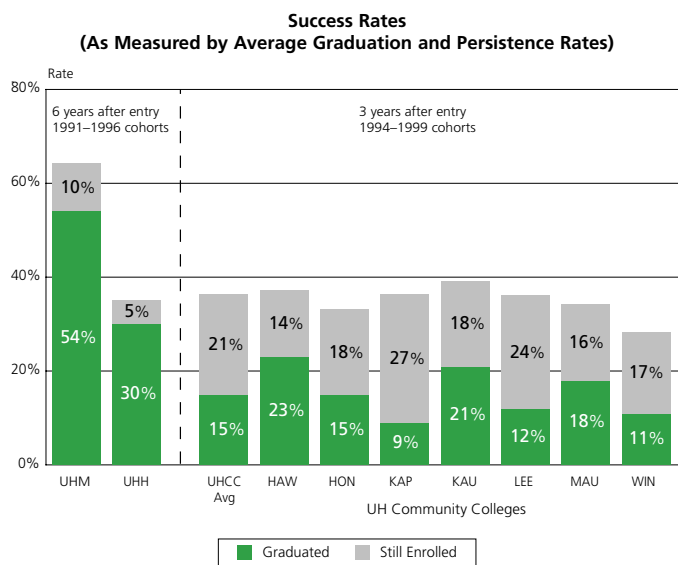
Transfer Rate is defined as the percentage of Fall 2000 and Spring 2001 UHCC students with an AA or AS-transfer educational objective who enrolled at a UH four-year campus in Spring 2001 and Fall 2001.

## Performance

### Graduation Rates

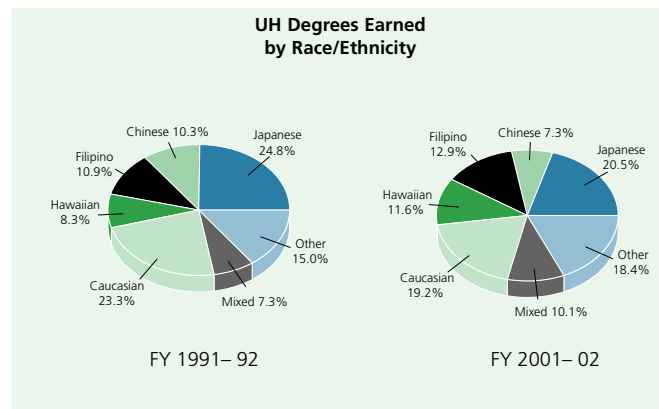
The success rates (percentage of those who graduated or are still enrolled) as compared with the 2000 Report are:

- 64% for UH Mānoa; down slightly from 65%
- 35% for UH Hilo; up slightly from 34%
- 36% for UH Community Colleges; up from 34%

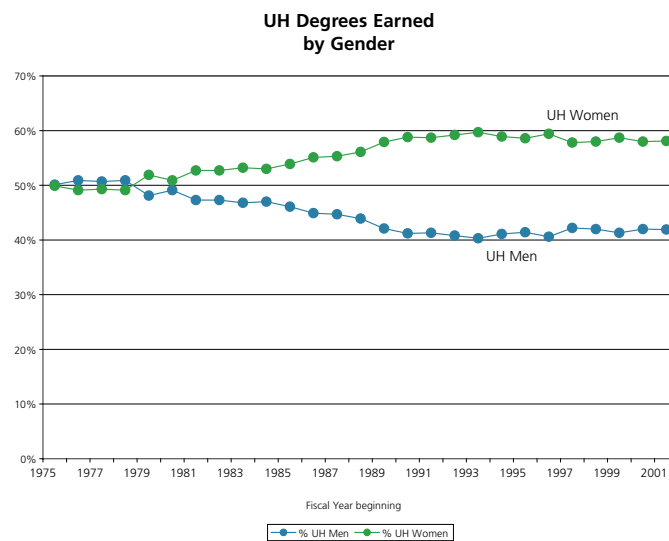


### Degrees Earned

There have been increases in the share of degrees conferred to students of Hawaiian/part-Hawaiian, Filipino, Pacific Islander, Hispanic, and Korean ancestry.



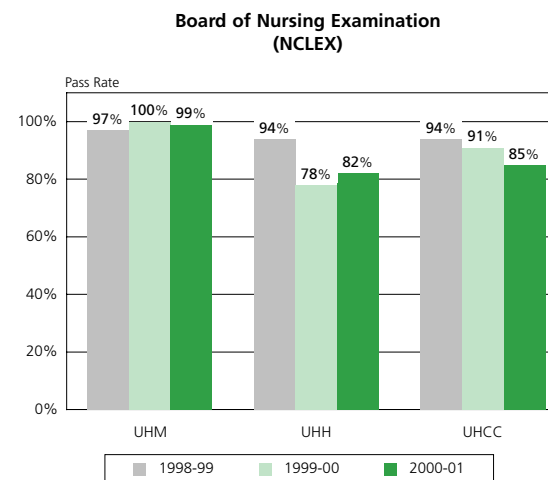
In the mid-1970's roughly half of UH degrees were earned by women; currently they earn nearly 60%.



### Professional Licensing Exam Pass Rates

University of Hawai'i students and graduates are scoring well on national and state exams.

**Nursing.** The pass rates on the National Council for Licensing Examinations (NCLEX) in 2000-01 were 99% at UHM, 82% at UHH, and 85% at the Community Colleges.



**Education.** Overall, UHM College of Education graduates score equal to or higher than the national mean in most areas on the Praxis Teacher Certification Exam and meet or exceed Hawai'i State Department of Education qualifying scores in all areas.

## Affordability

### Access Tuition

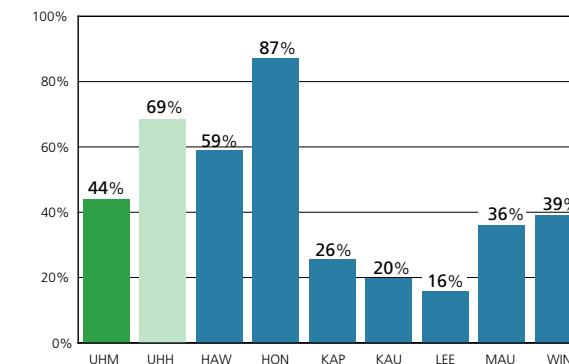
	UH	Best States
Share of income that poorest families need to pay for tuition at lowest priced 2-year colleges	9%	8%

THE NATIONAL CENTER FOR PUBLIC POLICY AND HIGHER EDUCATION, "MEASURING UP 2002" ©2002

### Financial Aid

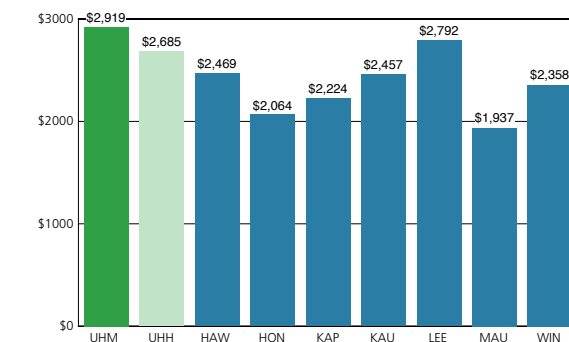
The share of first-time freshmen receiving aid in Academic Year 2001-02 ranged from 87% (Honolulu CC) to 16% (Leeward CC). On average, financial aid recipients received between \$2,000 and \$3,000.

Financial Aid to UH First-Time Undergraduates Percent Receiving Aid



Includes Fall 2001 cohort of full-time, first-time degree/certificate-seeking undergraduate students.

Financial Aid to UH First-Time Undergraduates Average Aid Amount Received



This brochure highlights a subset of UH performance indicators. A complete report entitled the Institutional Effectiveness Report can be found online at [www.hawaii.edu/ovppp/ier/ier.html](http://www.hawaii.edu/ovppp/ier/ier.html) and in printed form at UH campus libraries.

To request a copy or share comments, contact

Office of the Vice President for Planning and Policy  
University of Hawai'i  
2444 Dole Street  
Bachman Hall Room 110  
Honolulu, HI 96822

Phone: 808 956-7075

Fax: 808 956-9119

Email: [ovppp@hawaii.edu](mailto:ovppp@hawaii.edu)