

How to play a media file (QuickTime/Real Player) when it does not play automatically.

1. Open the program corresponding to the media file you would like to play

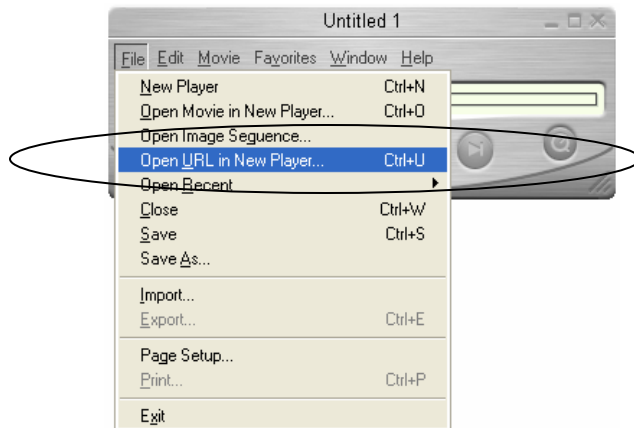
(QuickTime Player for the QuickTime File format or RealPlayer  for Real file format)

For QuickTime

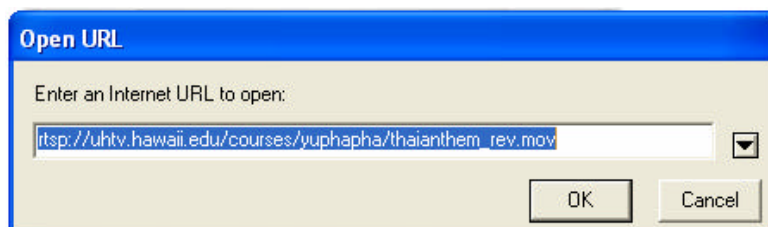
1. Go to your web browser and copy the web address provided in the page



2. Open QuickTime Player
3. Go to File/Open URL in New Player



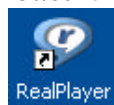
4. Put the copied URL into the box and click ok



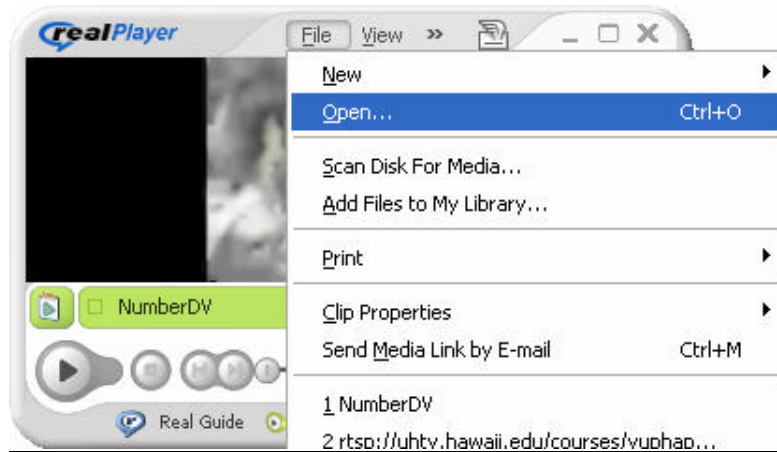
5. QuickTime will play the specified media file

For RealPlayer

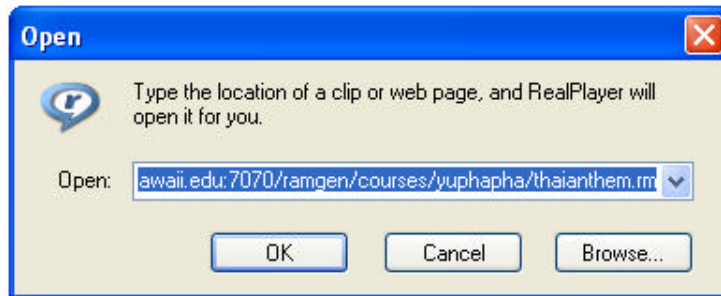
1. Go to your web browser and copy the web address provided in the page



2. Open Real Player
3. Go to File/Open...



4. Put the copied URL into the box and click ok



5. Real Player will play the specified media file