



UH System Stocktaking

April 26, 2006

UH System Role (evolving)

- To provide system-wide leadership, planning, and policy development
- To represent the University to external audiences
- To ensure compliance with federal, state, BOR, and Executive regulations and policies
- To enable the campuses to meet their mission and state needs
- To provide those services to campuses that are best delivered system-wide

APP 4.26.06



Office of the Vice President
for Academic Planning and
Policy

Office of the Vice President for
Academic Planning and Policy

Major functional areas:

- Academic Planning & Policy
- Institutional Research (IRO)
- Academic Support
- International Education (OIE)
- P-20

Strategic Focus

- Increase service to campuses by providing needed training (data retrieval and analysis, survey technique, international protocol)
- Increase academic support to campuses (articulation & transfer, curriculum development)
- Collaborate to improve college readiness
- To address under-funded units/initiatives

APP 4.26.06

Current Base (2005–06)

	Personnel	Operating
OVPAPP	\$ 528,894	\$ 103,364
IRO	\$ 535,598	\$ 10,505
OIE	\$ 228,359	\$ 0
P-20		

APP 4.26.06

New Initiatives

Institutional Research

	Year 1	Year 2
Initiatives		
System-wide training on ODS & data warehouse	\$ 12,000	\$ 0
Continued development of data warehouse	\$ 70,000	\$ 70,000
Software acquisition (Brio)	\$ 89,000	\$ 14,000
Personnel / Operations		
Staff upgrades	\$ 35,000	\$ 35,000
Equipment upgrades	\$ 30,000	\$ 30,000

APP 4.26.06

New Initiatives

Academic Support

	Year 1	Year 2
Initiatives		
System Discipline Meetings	\$ 62,000	\$ 62,000
College Readiness	\$ 100,000	\$ 100,000
Curriculum Central	\$ 108,000	\$ 108,000
Personnel / Operations		
Director / Clerical	\$ 160,000	\$ 160,000

APP 4.26.06

New Initiatives

International Education

	Year 1	Year 2
Initiatives		
Establish a scholarship fund for facilitating Education Abroad	\$ 50,000	\$ 50,000
Personnel / Operations		
Provide an operating budget (marketing materials; leveraging OIE website for greater info dissemination)	\$ 60,000	\$ 60,000
Personnel shortfalls	\$ 81,000	\$ 81,000

APP 4.26.06

Immigration Services

	Year 1	Year 2
Personnel / Operations		
3 full-time immigration positions & 1 graduate assistant (currently—RTRF)	\$ 140,000	\$ 140,000
Expansion of Existing Services		
Provide an operating budget for immigration services	\$ 60,000	\$ 60,000
Establish an administrative assistant position	\$ 40,000	\$ 40,000

APP 4.26.06



Office of the Vice President
for Student Affairs

Office of the Vice President for
Student Affairs

Major Functions:

- Student Affairs Policy & Coordination
- Residency
- Financial Aid
- Common Application
- Diplomas

Current Base (2005–06)

	Initial Allocation 2005–06
Personnel <ul style="list-style-type: none"> • 2 positions in Student Affairs • 3 positions in Hawai'i Commission on National and Community Service 	\$ 342,096
Operating <ul style="list-style-type: none"> • Publication of the Common Application • HCNCS Operations • Student Employment Database • SEED Office for Scholarship Administration/Coordination • Psychiatric Services • System-wide Student Affairs Conference • Office Operations 	\$ 237,672

APP 4.26.06

New Initiatives

	Year 1	Year 2
1. How can the OVPSA better address policy issues? Fund the two existing unfunded permanent positions	\$ 129,708	\$ 129,708
2. How can the OVPSA better serve the campuses and other system offices? Address need for resources in residency, diploma, common application areas	\$ 10,500	\$ 10,500
Create resources for disability services	\$ 300,000	\$ 300,000
Provide financial access for psychiatric care	\$ 300,000	\$ 300,000
Afford funds for database training, software upgrades, & system-wide coordination in the area of student employment	\$ 106,000	\$ 106,000
3. Other Allow continued service to the community through HCNCS via rent	\$ 30,000	\$ 30,000

APP 4.26.06



Information Technology Services UOH-901

Information Technology Services

What ITS Does

- ITS has been and is currently the centralized information technology support unit for the UH System and the UH Mānoa campus
- Key system-wide functions
 - Enterprise Information Systems, Portal, Statewide network, Internet & Internet2 access, @hawaii.edu email, web hosting, Identity management, Help Desk, Software site licensing, Statewide ITV & videoconferencing support, e-Learning platform, Faculty development, Security, Policy, Cable Access
- Key Mānoa functions
 - 956-phone service, Campus data network, several campuswide computer labs, Help Desk dispatch of student help, campus ITV operations

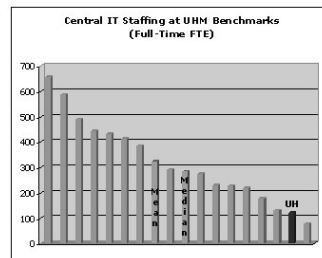
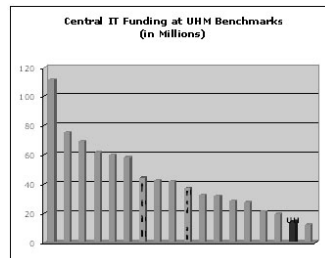
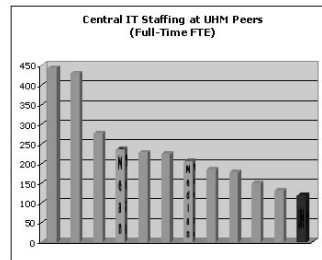
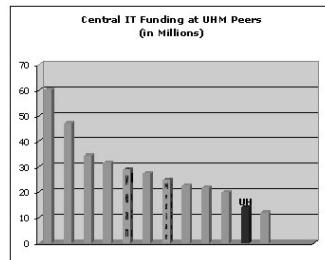
APP 4.26.06

ITS Organization & Funding

- Major Organizational Groups (134)
 - Technology Infrastructure
 - Distributed Learning & User Services
 - Management Information Systems
 - Admin Services & CIO
- Major Funding Sources
 - UOH-901 – System-wide Services
\$9.6m / yr
 - TFSF - Banner Implementation & Ops
\$3.9m + \$1.6m = \$5.5m / yr
 - UOH-106 – Mānoa Services
\$1.5m / yr

APP 4.26.06

Comparison to UH Mānoa Peers & Benchmarks



APP 4.26.06

How ITS Adapts to Change

- Substantive Reorganizations to Improve Efficiency & Effectiveness
- New Funding Sources
- Service Closures

To Support New Services:

- Anti-spam, Anti-virus, Identity Mgmt, Videoconferencing, e-Travel, Payroll projections, student employment, Kualii, transfer website, wireless infrastructure, statewide & external network upgrades, ITOC...

Proposed New Programs

- 1) Online Learning Infrastructure
\$606,000 / 2.00 \$612,000 / 2.00
- 2) Consolidate HR & Payroll Interface Systems
\$363,000 / 3.00 \$307,900 / 3.00
(includes functional support)
- 3) Disaster Recovery Cold Site
\$958,000 / 0 \$308,000 / 0
- 4) Integrated Data Warehouse, Reporting & Business Intelligence
\$636,000 / 2.00 \$642,800 / 2.00
- 5) System-wide ADA Technology Support
\$98,000 / 1.00 \$101,400 / 1.00



Office of the Vice President
for Administration

Office of the Vice President for
Administration

Major Functions:

- External Affairs & University Relations
- System Human Resources & Collective Bargaining
- System Capital Improvement Coordination and Support

Current Base (2005–06)

	Initial Allocation 2005–06
Personnel	\$ 2,647,279
<ul style="list-style-type: none"> • EAUR - \$1,099,924 • OHR - \$1,165,790 • OCI - \$381,565 	
Operating	\$ 274,001
<ul style="list-style-type: none"> • EAUR - \$206,335 • OHR - \$43,818 • OCI - \$23,848 	
TOTAL	\$ 2,921,280

APP 4.26.06

New Initiatives

	Year 1	Year 2
EAUR – Mālamalama Magazine		
Increased costs to publish 3 times per year	\$ 121,137	\$ 121,137
OHR – Staffing & Equipment		
2 Positions for consolidation of Peoplesoft Database	\$ 111,744	\$ 111,744
1 Position to administer the Employee Benefits Program	\$ 27,888	\$ 27,888
Restoration & funding for 2 positions (1 abolished & 1 vacant)	\$ 162,924	\$ 162,924
Computer equipment replacement	\$ 8,035	\$ 7,835
OCI – Staffing & New Projects		
Current Service Adjustment – Base Budget (1.00 FTE)	\$ 230,261	\$ 237,819
New Projects	\$ 100,140	\$ 118,914
Relocation of office	\$ 2,415	\$ 2,535
TOTAL	\$ 764,544	\$ 790,796

APP 4.26.06



Office of the Vice President
for Budget and Finance / CFO

VP Budget & Finance / CFO

- Financial Management Office – Russ Miyake
 - General Accounting & Loan Collection – Eric Hiyoto
 - Bursar (Treasury) – Barbara Kawamoto
 - Disbursing & Payroll Office – Michael Wong
 - Property & Fund Management - Vacant
 - Fiscal Services – Henry Ito
 - Procurement & Real Property Management – Duff Zwald
- University Budget Office – Glenn Nakamura
- Central Administrative Services – Milton Higa

Major Functions

- Coordinate and monitor the budget of the University – all campuses
- Process the financial transactions & HR activities of the System Offices
- Prepare Financial Statements
- Collect Student Loans
- Monitor Endowment Funds
- Collect, Record and Deposit Cash Receipts for the System
- Disburse Checks to Students
- Manage Short-Term Investments
- Pre-audit and Process Payroll, Salary Assignments and Payroll Taxes and Coordinate with DAGS
- Pre-audit & Process Vendor Payments
- Account for Fixed Assets
- Direct & Control Procurement , Real Property & Records Management Activities of the University

APP 4.26.06

Statistics on Scope of Operations

- 154 DAGS Accounts
- 401 UH Accounts
- 143 Schools
- 657 Departments
- 110 Fiscal Officers

Other Stats:

- # of authorized FMIS users: 2,445
- # of FY05 transactions: 5,387,049
- # of active vendors: 74,666

APP 4.26.06

Deferred Maintenance in Finance

20 of the 45 positions swept by the Legislature from the System Offices last year were from Finance

Financial Management Office

- 12 Positions Down – 12% decrease
- Loss of Personnel last year from retirement, transfer, resignation:
 - 6 of 7 Supervisors in Disbursing & Payroll
 - 1 Manager & 6 accounting specialists in General Accounting & Loan Collection
 - 2 Buyers in Procurement & Real Property Management
 - 1 Manager in Property & Fund Management
- External Auditors cite need for Internal Management Reporting and a Bond System Controller
- A new Financial Information System, Kualu, is being developed in cooperation with several Universities and will need to be implemented to replace the current FMIS system which is no longer supported by the vendor

APP 4.26.06

Deferred Maintenance in Finance (cont.)

University Budget Office

- 4 Positions down – 44% decrease
- No permanent Director for the last 6 years
- Several individuals eligible for retirement
- State Auditor critical of budgeting procedures
- Inadequate resources to perform management analyses of budget status, funding overview for the System done by CC system.

Central Administrative Services

- 4 Positions down – 67% decrease
- Using borrowed resources from CC system for administrative and HR functions
- Using borrowed resources from University Relations and OHR to do fiscal and HR functions for the system offices

APP 4.26.06

Biennium Budget Request

Financial Management Office

- Funding for 5 positions being restored in Supplemental Budget
- 6 Positions and funding for Internal Management Reporting
- 0.5 Position and funding for Bond System Controller
- Positions and funding for development and implementation of Quali
5 in FY 2008 + 4 in FY 2009

University Budget Office

- Funding for 2 positions being restored in Supplemental Budget
- Additional position(s) in next supplemental budget

Central Administrative Services

- Funding for 2 positions being restored in Supplemental Budget
- Transfer of 2 positions within system offices

APP 4.26.06

System Initiatives/Support

- Commission on the Status of Women: leadership development program
- Student Caucus: training & development
- Commission on LGBTI: travel
- ACCFSC: travel
- Library Council: Library Management System
- University Centers

APP 4.26.06

The background of the slide features a large, light gray watermark of the University of Hawaii seal. The seal is circular and contains the text 'UNIVERSITY OF HAWAII' at the top and 'U.A.M.' on the left side. In the center, there is a globe with a torch and a book. The book has the Hawaiian words 'MAHO LAZAMA' written on it.

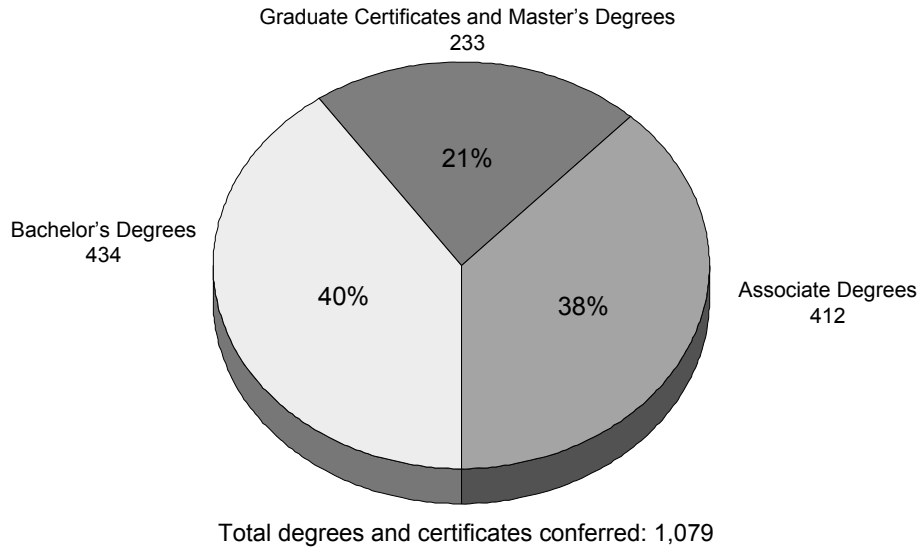
Appendix: University Centers

University Centers

- Established in 1996 to extend outreach of 4 year campuses
- Support distance delivery of BA & Masters (and associate degrees at W. Hawai'i)
- Administratively attached to & supported by the community colleges
- Initial base funding provided to the community college

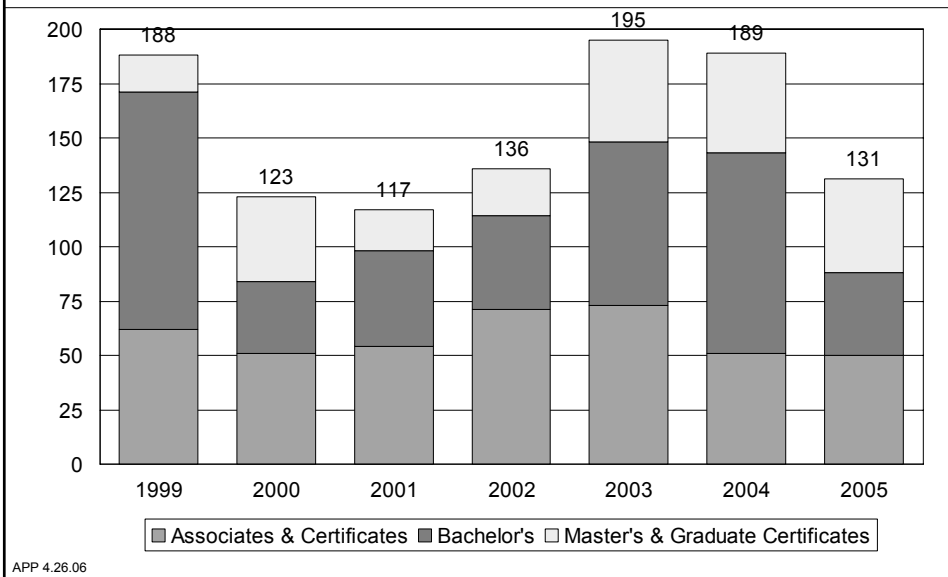
University Centers

Total Distance Learning Degrees and Certificates Conferred via UH Centers, AY 1999–AY 2005



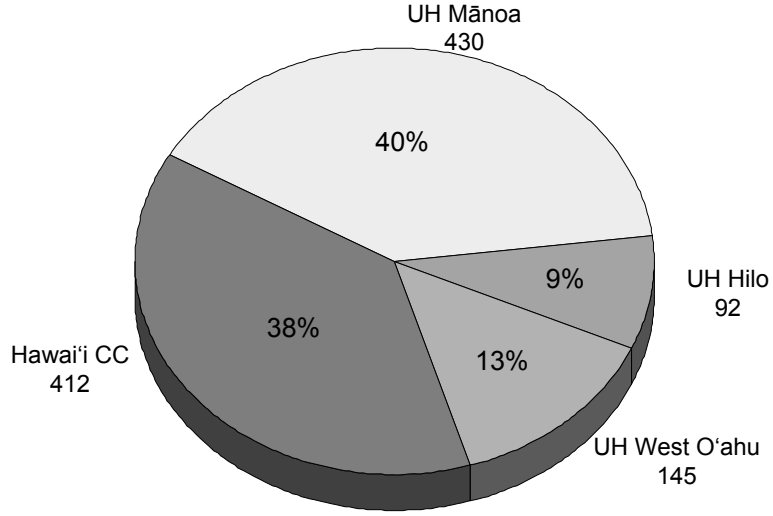
University Centers

Degrees and Certificates Awarded via UH Centers Over Time, AY 1999–AY 2005



University Centers

Total Degrees and Certificates Conferred via UH Centers by Originating Campus, AY 1999–AY 2005

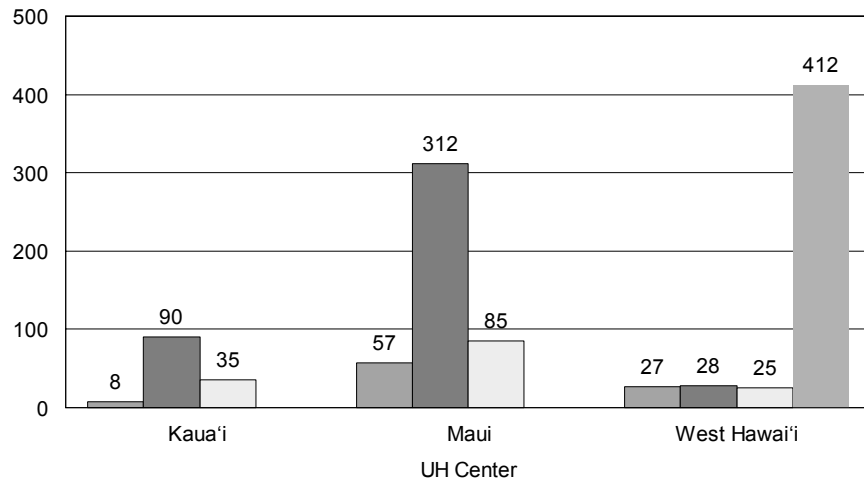


Total degrees and certificates conferred: 1,079

APP 4.26.06

University Centers

Total Degrees and Certificates Conferred via UH Centers by Originating Campus, AY 1999–AY 2005



Legend: UH Hilo (light gray), UH Mānoa (dark gray), UH West O'ahu (medium gray), Hawai'i CC (lightest gray)

APP 4.26.06

Current Expenditures

	Personnel	Operating	Total
Kaua'i	\$ 103,547	\$ 76,500	\$ 180,047
Maui	\$ 245,000	\$ 50,000	\$ 295,000
West Hawai'i	\$ 611,780	\$ 398,094	\$ 1,009,874

APP 4.26.06

Problem

- State need for increased credentials
- No resources to secure services from 4-year campuses
- Perception that off-campus delivery must rely on tuition and fees
- Distance delivery dependent on external funding or good will

APP 4.26.06

New Initiatives

Core Infrastructure Funding

Support for University Centers, Education Centers, and Receive Sites to increase the availability of higher education offerings statewide

	Year 1	Year 2
Staffing (13.00 FTE)	\$ 585,000	\$ 585,000
Equipment	\$ 280,000	\$ 0
Other	\$ 70,000	\$ 70,000

APP 4.26.06

New Initiatives

Distance Delivery Fund

- Pool to leverage delivery of services from 4-year campuses
- Meeting with Center Directors scheduled
- Need to solicit input from Directors and 4 year campuses:

What incentives are needed to ensure state-wide delivery of programs?

APP 4.26.06