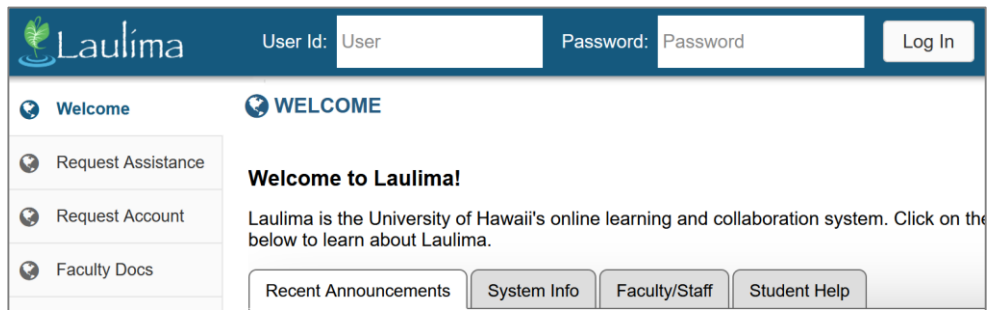


Submit the Laulima

Week 1: Participation Verification Assignment

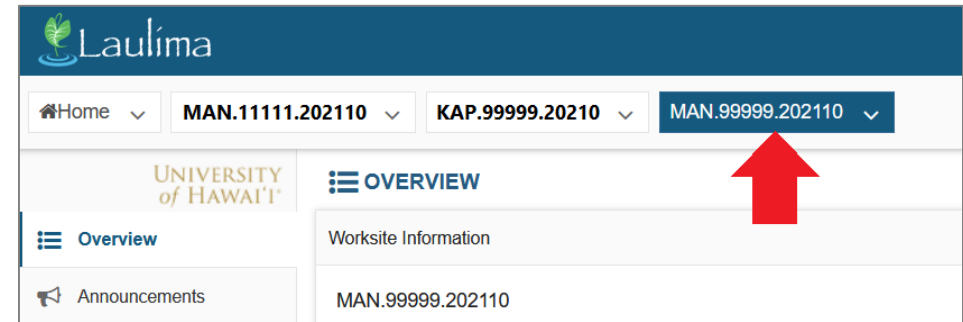
Log into Laulima

<https://laulima.hawaii.edu/portal>



The screenshot shows the Laulima login interface. At the top left is the Laulima logo. To its right are two input fields: 'User Id: User' and 'Password: Password', followed by a 'Log In' button. Below the login fields is a 'Welcome' section with a 'WELCOME' heading and a message: 'Welcome to Laulima! Laulima is the University of Hawaii's online learning and collaboration system. Click on the below to learn about Laulima.' There are several navigation links: 'Request Assistance', 'Request Account', and 'Faculty Docs' on the left; and 'Recent Announcements', 'System Info', 'Faculty/Staff', and 'Student Help' at the bottom.

Select the class from the top bar

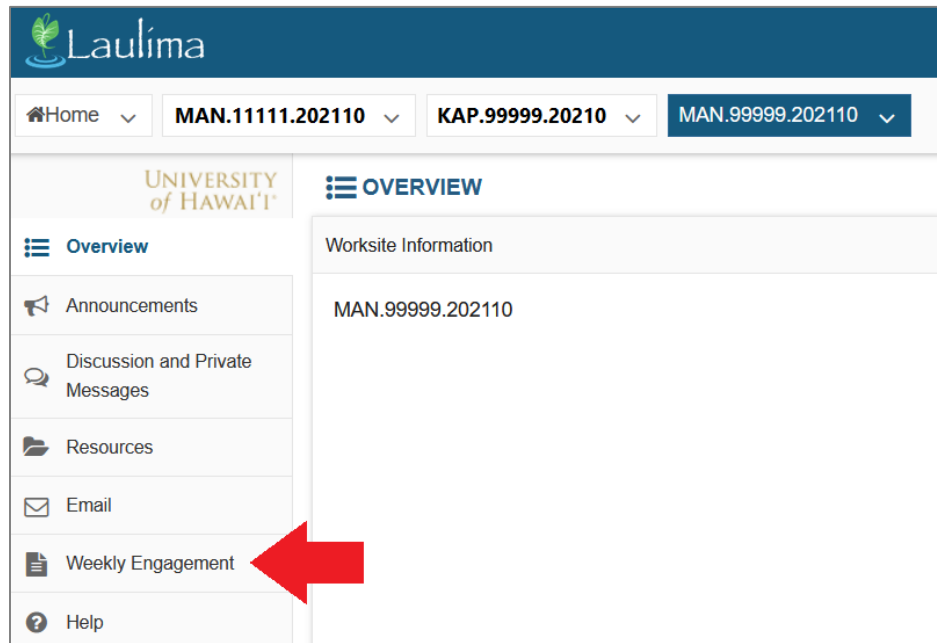


The screenshot shows the Laulima dashboard after login. The top navigation bar includes a 'Home' dropdown, three class selection dropdowns, and the 'MAN.99999.202110' dropdown is highlighted with a red arrow. Below the navigation bar is the 'UNIVERSITY of HAWAII' logo and a 'OVERVIEW' section. The 'OVERVIEW' section contains 'Worksite Information' and 'MAN.99999.202110'. There are also 'Announcements' and 'Faculty Docs' links on the left side of the dashboard.

1

2

Click “Weekly Engagement” on the left menu



The screenshot shows the Lāulima interface. At the top left is the Lāulima logo. Below it are navigation tabs for 'Home', 'MAN.11111.202110', 'KAP.99999.20210', and 'MAN.99999.202110'. The main header includes the University of Hawai'i logo and an 'OVERVIEW' section with 'Worksite Information' for 'MAN.99999.202110'. On the left, a navigation menu lists: Overview, Announcements, Discussion and Private Messages, Resources, Email, Weekly Engagement (highlighted with a red arrow), and Help.

Scroll to the bottom of the list and select “Week 1 – Participation Verification”

Assignment List

Select an assignment to view details, start working or edit your previous work.

Assignment Title	Status	Open	Due
Week 4 - Engagement	Not Started	Oct 6, 2020 6:00 PM	Oct 13, 2020 11:55 AM
Week 3 - Engagement	Not Started	Sep 29, 2020 6:00 PM	Oct 6, 2020 11:55 AM
Week 2 - Engagement	Not Started	Sep 22, 2020 6:00 PM	Sep 29, 2020 11:55 AM
Week 1 - Participation Verification	Not Started	Sep 15, 2020 12:00 AM	Sep 24, 2020 11:55 PM

3

4

5

Read the instructions for the assignment.

Enter your response in the text box.

Click the “submit” button when you are done.

WEEKLY ENGAGEMENT

Title	Week 1 - Participation Verification
Due	Sep 24, 2020 11:55 PM
Number of resubmissions allowed	0
Status	Not Started
Grade Scale	No Grade
Modified by instructor	Sep 15, 2020 12:52 PM

Instructions
Please briefly summarize what you learned about the academic material in this course during the 1st week of class (1-2 sentences).

Additional resources for assignment

No attachments yet

Submission

Assignment Text

This assignment allows submissions using the text box below only. Type in your submission. **Save frequently while working.**

I learned that blood is made up of liquids and solids and that there are approximately 150 billion red blood cells in one ounce of blood.

body p Words: 26, Characters (with HTML): 145/1000000

Please make the content you create and upload accessible to all of our users.
For more information, see [ITS Creating Accessible Content](#)

Submit Preview Save Draft Cancel

Ensure that you successfully submitted your assignment

1 – Immediate confirmation within Lulima after you click “submit”

WEEKLY ENGAGEMENT

Submission Confirmation

You have successfully submitted your work. You will receive an email confirmation containing this information.

User: John Smith (username)
Class site: MAN.99999.202110
Assignment: Week 4 - Engagement
Submission ID: **d6ca2d76-82a2-4f57-b716-5207cc816b77**
Submitted on: Oct 8, 2020 1:45 PM

Your submission included the following:
I learned that blood is made up of liquids and solids and that there are approximately 150 billion red blood cells in one ounce of blood.

[Back to list](#)

2 – Click “back to list” and the submission date and time will display in the “status” column.

Assignment Title	Status	Open	Due
Week 4 - Engagement	Not Started	Oct 6, 2020 6:00 PM	Oct 13, 2020 11:55 AM
Week 3 - Engagement	Not Started	Sep 29, 2020 6:00 PM	Oct 6, 2020 11:55 AM
Week 2 - Engagement	Not Started	Sep 22, 2020 6:00 PM	Sep 29, 2020 11:55 AM
Week 1 - Participation Verification	Submitted Sep 15, 2020 1:45 PM	Sep 15, 2020 12:00 AM	Sep 24, 2020 11:55 PM

6

3 – An email will be sent to you.