



UNIVERSITY OF HAWAII SYSTEM

Legislative Testimony

Testimony Presented Before the
Senate Committee on Higher Education
and
House Committee on Higher Education
January 16, 2009 at 9:00 AM

by
Brian K. Minaai
Associate Vice President for Capital Improvements
University of Hawai'i

INFORMATIONAL BRIEFING – CAPITAL IMPROVEMENTS PROGRAM BUDGET AND REPAIR AND MAINTENANCE PROGRAM

Chairs Tokuda and Chang, and Members of the Senate and House Committees on Higher Education:

Thank you for this opportunity to share information on the University of Hawai'i's Capital Improvements (CIP) and Repairs and Maintenance (R&M) programs. We understand that the primary focus of this informational briefing is to discuss: (1) the University's CIP Budget; (2) our maintenance backlog; (3) our participation with the Governor's CIP Strike Force; and (4) University of Hawai'i CIP projects being considered for the Federal Government's Economic Stimulus package.

1. Capital Improvements Program Budget

Discussed below are details of the University of Hawai'i CIP Budget for Fiscal Biennium 2009-2011 and the Governor's Recommended CIP Budget to the 2009 Legislature.

University of Hawai'i CIP Budget

The University of Hawai'i CIP Budget for Fiscal Biennium 2009-2011 is comprised of 33 projects that are categorized in seven categories. The categories include:

- | | |
|------------|---|
| Priority 1 | Health, Safety, and Code Requirements |
| Priority 2 | Capital Renewal and Deferred Maintenance |
| Priority 3 | Projects with Appropriated Construction Funds that Require Equipment |
| Priority 4 | Future Biennia Projects Requiring Planning and Design |
| Priority 5 | Project Funded by General Obligation Bonds Matched with Other Funding Sources |
| Priority 6 | Highest Priority Projects for Campuses |
| Priority 7 | Projects Requiring Funding Authorization |

It should be noted that the University's CIP Budget is focused on addressing health and safety projects (Priority 1) and critical repairs and maintenance needs (Priority 2). Also of high importance is the need to complete buildings that have appropriated construction

funding (Priority 3). The remaining priorities are for high priority projects that require additional planning, design, and/or construction funding (Priorities 4-6), and projects that require funding authorization (Priority 7).

Attachment 1 provides a listing of the University's CIP Budget. Further details of the University CIP Budget are available at the Office of Capital Improvements web site (<http://www.hawaii.edu/oci/reports.html>). The following is a summary of the CIP Budget:

**University of Hawai'i CIP Budget
Fiscal Biennium 2009-2011**

Budget Unit	2009-2010	2010-2011	Total
University of Hawai'i at Mānoa	18,392,000	203,613,000	222,005,000
General Obligation Bond Fund	11,692,000	117,813,000	129,505,000
Revenue Bonds	6,700,000	85,800,000	92,500,000
University of Hawai'i at Hilo	41,901,000	3,950,000	45,851,000
General Obligation Bond Fund	41,901,000	3,950,000	45,851,000
University of Hawai'i–West O'ahu	0	500,000	500,000
General Obligation Bond Fund	0	500,000	500,000
University of Hawai'i–Community Colleges	19,114,000	36,442,000	55,556,000
General Obligation Bond Fund	19,114,000	36,442,000	55,556,000
University of Hawai'i–Systemwide	265,206,000	149,239,000	414,445,000
General Obligation Bond Fund	239,887,000	146,426,000	386,313,000
Revenue Bonds	25,319,000	2,813,000	28,132,000
Total	344,613,000	393,744,000	738,357,000
Total by Means of Finance			
General Obligation Bond Fund	312,594,000	305,131,000	617,725,000
Revenue Bonds	32,019,000	88,613,000	120,632,000

Governor's CIP Budget

The Governor's Recommended Executive Capital Improvements Program (CIP) Budget for Fiscal Biennium 2009-2011 includes six projects for the University of Hawai'i totaling \$242.500 million. The following is a breakdown of the request by budget unit and means of finance.

**Governor's CIP Budget Recommendation to the 2009 Legislature
Fiscal Biennium 2009-2011**

Budget Unit	2009-2010	2010-2011	Total
University of Hawai'i at Mānoa	6,700,000	85,800,000	92,500,000
Revenue Bonds	6,700,000	85,800,000	92,500,000
University of Hawai'i–Community Colleges	4,735,000	0	4,735,000
General Obligation Bond Fund	4,735,000	0	4,735,000
University of Hawai'i–Systemwide	70,265,000	75,000,000	145,265,000
General Obligation Bond Fund	70,265,000	75,000,000	145,265,000
Total	81,700,000	160,800,000	242,500,000
Total by Means of Finance			
General Obligation Bond Fund	75,000,000	75,000,000	150,000,000
Revenue Bonds	6,700,000	85,800,000	92,500,000

Attachment 1 also provides a comparison between the University's CIP Budget and the Governor's CIP Budget Recommendations to the 2009 Legislature.

2. Maintenance Backlog

2008 Facility Condition Report

As reported to the 2008 Legislature, the University undertook a comprehensive facility condition survey in 2008. The report, which was prepared by the Pacific Partners Consulting Group (PPCG), was completed in April 2008. The PPCG Report, which is available online at the University of Hawai'i Office of Capital Improvements web site (<http://www.hawaii.edu/oci/reports.html>) and enclosed as Attachment 2, documents the University's maintenance backlog and capital renewal requirements over a ten year period. As identified on Page 75 of the PPCG Report, the University currently has a maintenance backlog of \$351.495 million. The following is a summary of the maintenance backlog:

University of Hawai'i Maintenance Backlog

Summary of Backlog	Amount
Building Backlog	301,187,000
Other One-Time Needs*	19,223,000
Infrastructure Backlog	31,085,000
Total Maintenance Backlog	351,495,000

* One time costs such as code requirements

The \$351.495 million reflects the total maintenance backlog in Fiscal Year 2007-2008, inclusive of University funded units such as student housing, faculty housing, parking, and other University Projects established under Chapters 304A-2601 and 304A-2671, Hawai'i Revised Statutes. Of the \$351.495 million maintenance backlog, we estimate the maintenance backlog of University funded programs at \$25 million, and the maintenance backlog for facilities dependant on the general fund is \$326 million.

Capital Renewal and Deferred Maintenance Appropriation by 2008 Legislature

It is important to note that the 2008 Legislature appropriated \$58.511 million for Capital Renewal and Deferred Maintenance (CRDM). Of this \$58.511 million, Section 6(4) of Act 158, Session Laws of Hawai'i 2008, earmarked \$8.000 million for University of Hawai'i at Mānoa Athletics (\$3.000 million) and minor CIP at the Community Colleges (\$5.000 million). The remaining \$50.511 million was used for facility related improvements at University of Hawai'i campuses.

Of the \$50.511 million, \$28.011 million was allotted to directly address the maintenance backlog. The balance, \$22.500 million, was allocated for a major renovation project (i.e., \$11 million for Mānoa's Edmonson Hall), safety requirements (i.e., \$9 million for Mānoa's Quarry Wall), facilities audits, project management, and other facility related requirements.

Despite a sizable CRDM appropriation from the 2008 Legislature, the 2008 PPCG Report identified that facilities dependent on the general fund for maintenance required \$45 million

in capital renewal work in Fiscal Year 2008-2009; therefore, we anticipate that the 2009 PPCG Report, which has yet to be completed, will result in a moderate increase to our maintenance backlog. Additionally, the 2009 PPCG Report will adjust the maintenance backlog amount for inflation. We are currently updating the PPCG Report and upon completion, we will furnish it to the 2009 Legislature.

University of Hawai'i CIP Budget for CRDM

The University's CIP Budget includes a total of \$334.847 million for CRDM. This request is Priority 2 in the University's Budget, second only to the Health, Safety, and Code Requirements project.

Of the \$334.847 million requested for CRDM, \$197.774 million is in Fiscal Year 2009-2010, and \$137.073 million is in Fiscal Year 2010-2011. The CRDM request is separated into four categories: (1) Capital Renewal; (2) Reduction of Backlog; (3) Major Renovation; and (4) Renovation for Modernization. The following is a summary of the budget request within these four categories:

CRDM Category and Budget Unit	Fiscal Year		Biennium
	2009-2010	2010-2011	Total
	(In Thousands)		
Capital Renewal	88,060	43,932	131,992
University of Hawai'i at Mānoa	70,312	24,306	94,618
University of Hawai'i at Hilo	3,893	7,101	10,994
University of Hawai'i–West O'ahu	15	16	31
University of Hawai'i–Community Colleges	13,840	12,509	26,349
Reduction of Backlog	84,808	69,912	154,720
University of Hawai'i at Mānoa	47,147	49,020	96,167
University of Hawai'i at Hilo	9,968	6,819	16,787
University of Hawai'i–West O'ahu	15	0	15
University of Hawai'i–Community Colleges	27,678	14,073	41,751
Major Renovation	8,400	4,869	13,269
University of Hawai'i at Mānoa	8,400	0	8,400
University of Hawai'i at Hilo	0	0	0
University of Hawai'i–West O'ahu	0	0	0
University of Hawai'i–Community Colleges	0	4,869	4,869
Renovation for Modernization	16,506	18,360	34,866
University of Hawai'i at Mānoa	3,100	3,100	6,200
University of Hawai'i at Hilo	3,900	3,000	6,900
University of Hawai'i–West O'ahu	12	12	24
University of Hawai'i–Community Colleges	9,494	12,248	21,742
University of Hawai'i Totals	197,774	137,073	334,847
University of Hawai'i at Mānoa	128,959	76,426	205,385
University of Hawai'i at Hilo	17,761	16,920	34,681
University of Hawai'i–West O'ahu	42	28	70
University of Hawai'i–Community Colleges	51,012	43,699	94,711

The four categories address similar but distinctively different types of work, which is discussed below.

Capital Renewal

All buildings are comprised of different sub-systems that have predictable lifetimes. The PPCG Report encompasses roofs, building exteriors, elevators and conveying systems, air conditioning, lighting, electrical equipment, plumbing, fire protection and detection systems, built-in specialties and equipment, and interior finishes. The Capital Renewal requirement for Fiscal Biennium 2009-2011 intends to replace sub-systems that are at the end of its useful life. For example, a tar and gravel roof is expected to have an average lifetime of fifteen years. Assuming that the roof was last replaced in 1995, it will require Capital Renewal in 2010. It should be noted that the failure to implement Capital Renewal projects results in a commensurate increase to the maintenance backlog. Therefore, a total of \$131.992 million, the request for Capital Renewal during Fiscal Biennium 2009-2011, is required to keep from adding to our maintenance backlog.

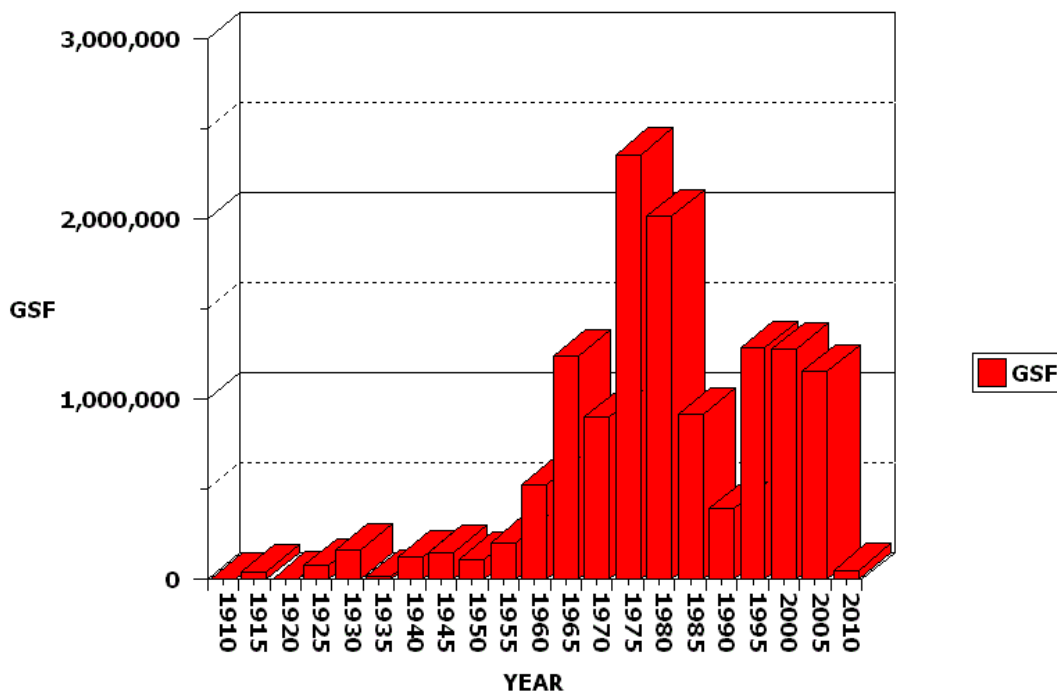
The University's Capital Renewal amount reflects the requirements identified in the 2008 PPCG Report, plus an inflationary factor of ten percent per annum.

Reduction of Backlog

As noted previously, the University has a maintenance backlog of \$351.495 million. A goal of the University of Hawai'i CIP Budget for Fiscal Biennium 2009-2011 is to initiate a plan to *eliminate* the maintenance backlog in six years. Therefore, in addition to fully financing the Capital Renewal requirement, the University will require approximately \$60 million a year (not adjusted for inflation) to eliminate our maintenance backlog by June 30, 2015.

Major Renovation

Many of the facilities at the University of Hawai'i were developed in the 1960s to 1980s; therefore, many campus buildings range from twenty five to fifty years of age. Below is a histogram of the total gross square feet developed at the University of Hawai'i by time periods:



A damaging effect of a large maintenance backlog is the accelerated deterioration of buildings. Further, a building with a large amount of maintenance backlog may require the renovation of the entire building. Older buildings, which have never been renovated, may not meet the program and academic requirements of the 21st century. In these cases, a complete overhaul of the building sub-systems and interior may be necessary, which comprises the Major Renovation category.

The implementation of Major Renovation projects will resolve maintenance backlog issues related to these specific facilities that will undergo a complete renovation. Major Renovations will also improve interior spaces so that classroom, laboratory, and office spaces meet current program or academic requirements.

Renovation for Modernization

Aging University buildings require improvements to meet current program requirements. For example, classroom and laboratory requirements of the 1960s and 1970s are vastly different from today's requirements. In some cases, it may not be feasible to implement Major Renovations, due to funding and/or the inability of space to relocate entire building occupants, to close an entire building for renovation. In these cases, the University intends to implement smaller scale renovations to modernize portions of buildings. These Renovation for Modernization projects are more commonly referred to as minor CIP. The Renovation for Modernization category was created to address these minor CIP projects.

The 2008 Legislature recognized the need of Renovation for Modernization. The Legislature, through a budget provision, mandated that \$5.000 million of the University's CRDM appropriation be used for minor CIP projects at the Community Colleges. While the University is appreciative of the Legislative appropriation, minor CIP needs are needed at all University of Hawai'i campuses.

3. University Participation with the Governor's CIP Strike Force

In October 2008, the Governor's Office established a "Strike Force" comprised of Executive Branch Departments. The goal of the CIP Strike Force is to expedite CIP projects over the next 12 months. The University is participating in this effort, with the submittal of semi-monthly report updates.

A critical component of the CIP Strike Force has been the identification of bottlenecks in the CIP implementation process. The Executive Branch Agencies identified the need to expedite the permitting processes at the Federal, State, and County levels. The Governor has met with the Mayors of each County to fast-track the permitting processes to enable expedited implementation of CIP projects

Enclosed, as Attachment 3, is a listing of 103 projects, valued at \$258 million, which the University expects to bid for construction in the next twelve months.

4. University CIP Projects Being Considered for the Federal Government's Economic Stimulus Package

Earlier this month, the University of Hawai'i was contacted by the Army Corps of Engineers regarding the identification of CIP and R&M projects that could be awarded soon after the approval of the Federal Stimulus Package. We were instructed to assume Congressional

approval of the Federal Government's Economic Stimulus Package in February 2009, and to identify construction projects that are in position to be awarded by May 2009.

The University of Hawai'i is excited with this opportunity to accelerate the improvement of our facilities and the development critical campus infrastructure. Enclosed, as Attachment 4, is a listing of 75 projects, estimated at \$182 million, that the University is positioned to award by May 2009.

Many of the projects included in Attachment 4 relate to our capital renewal and deferred maintenance requirements. Should the Federal Government's Economic Stimulus Package receive Congressional approval, the University will be able to finance other repairs and maintenance projects that are currently unfunded. We will inform you and your staffs on the progress of University projects currently being considered for Federal funding.

Both the Governor's CIP Task Force and Federal Government's Economic Stimulus Package are focused on accelerating public construction contracts to benefit the economy. We take this opportunity to recommend the approval of a procurement exemption for the University of Hawai'i which, in part, will enable expedited construction implementation of CIP and R&M projects. The University has included this procurement exemption as part of our legislative proposals to the 2009 Legislature.

Once again, thank you for this opportunity to share information on the University's CIP and R&M programs, and thank you for your support of the University of Hawai'i.

**UNIVERSITY OF HAWAI'I
CAPITAL IMPROVEMENTS PROGRAM
FISCAL BIENNIUM 2009-2011**

(IN THOUSANDS)

BOR Priority	Project Title	BOR CIP Budget		Governor's CIP Budget	
		2009-2010	2010-2011	2009-2010	2010-2011
1	SYS, Health, Safety, and Code Requirements, Statewide	8,840 C	2,140 C	8,840 C	2,140 C
2	SYS, Capital Renewal and Deferred Maintenance, Statewide	197,774 C	137,073 C	61,425 C	72,860 C
3A	MAU, Science Building, Maui	3,157 C	0 C	3,157 C	0 C
3B	WIN, Library and Learning Resources Center, O'ahu	1,578 C	0 C	1,578 C	0 C
4A	UHM, New Classroom Building, O'ahu	1,304 C	0 C	0 C	0 C
4B	UHM, New Gymnasium to Replace Klum Gym, O'ahu	271 C	2,313 C	0 C	0 C
4C	UHM, Performing Arts Facility and Parking Structure, O'ahu	5,864 C	0 C	0 C	0 C
4D	UHM, College of Education, New Building, O'ahu	3,753 C	0 C	0 C	0 C
4E	UHM, Hawai'i inui'ākea Building, O'ahu	500 C	500 C	0 C	0 C
4F	UHH, College of Pharmacy, Hawai'i	6,000 C	0 C	0 C	0 C
4G	UHH, College of Hawaiian Language Building, Hawai'i	1,000 C	0 C	0 C	0 C
4H	UHH, Emergency Response Operations Center, Hawai'i	601 C	0 C	0 C	0 C
4I	UHH, Electrical Generator with Heat Recovery, Hawai'i	500 C	0 C	0 C	0 C
4J	UHH, Chemical and Waste Storage Building, Hawai'i	300 C	0 C	0 C	0 C
4K	UHH, Kalākaua Marine Education Center at Puakō, Hawai'i	0 C	750 C	0 C	0 C
4L	UHH, Women's Soccer and Softball Fields for Title IX Compliance, Hawai'i	500 C	0 C	0 C	0 C
4M	UHH, Renewable Energy, Photovoltaic Panels, Hawai'i	700 C	700 C	0 C	0 C
4N	UHH, Campus Center, Addition and Renovation, Hawai'i	750 C	0 C	0 C	0 C
4O	UHH, General Classroom and Office Building, Hawai'i	500 C	2,500 C	0 C	0 C
4P	UHH, Flood Channel Improvements, Hawai'i	50 C	0 C	0 C	0 C
4Q	UHWO, Hawaiian Success Center, O'ahu	0 C	500 C	0 C	0 C
4R	HAW, Hawaiian Success Center, Hawai'i	0 C	50 C	0 C	0 C
4S	KAU, Hawaiian Success Center, Kaua'i	70 C	0 C	0 C	0 C
4T	SYS, Major CIP Planning, Statewide	5,150 C	1,600 C	0 C	0 C
4U	SYS, Public-Private Partnerships, Statewide	2,800 C	2,800 C	0 C	0 C
4V	SYS, University of Hawai'i Project Adjustment Fund, Statewide	4 C	0 C	0 C	0 C
5	SYS, Information Technology Center, O'ahu	25,319 C	2,813 C	0 C	0 C
		25,319 E	2,813 E	0 E	0 E
6A	UHM, New Classroom Building, O'ahu	0 C	115,000 C	0 C	0 C
6B	UHH, College of Hawaiian Language Building, Phase I, Hawai'i	31,000 C	0 C	0 C	0 C
6C	HON, Advanced Technology Training Center, O'ahu	0 C	36,392 C	0 C	0 C
6D	LEE, Education and Innovation Instructional Facility, O'ahu	14,309 C	0 C	0 C	0 C
7A	UHM, Center for Microbial Oceanography Research and Education Building, O'ahu	1,700 E	20,800 E	1,700 E	20,800 E
7B	UHM, Faculty Housing, O'ahu	5,000 E	65,000 E	5,000 E	65,000 E
	Total by Fiscal Year	344,613	393,744	81,700	160,800
	Biennium Total	738,357		242,500	
	Means of Finance				
	C General Obligation Bond Fund	312,594 C	305,131 C	75,000 C	75,000 C
	E Revenue Bonds	32,019 E	88,613 E	6,700 E	85,800 E



University of Hawai'i

Facility Renewal Reinvestment Study

Report of Study Findings

April 2008



The Pacific Partners Consulting Group www.ppcg.com 408.374.9957

Table of Contents

	<u>Page</u>
INTRODUCTION	2
1. VALIDATION DATA	
GSF Summary by Usage and Campus	5
GSF Summary by Building Type and Campus	6
Histograms of GSF by Construction Date	7
2. BACKLOG	
Backlog Summary by System and Campus – GF Only	13
Backlog Summary by System and Campus – All	14
Backlog by System – GF Only (Pie Chart)	15
Backlog by Campus – GF Only (Pie Chart)	16
Facilities Condition Index (FCI) by Campus – GF	17
Facilities Condition Index (FCI) by Campus – All Space	18
3. RENEWAL PROJECTIONS	
Renewal Graphs	19
Backlog and 10-year Campus Renewal Needs - GF Only	25
Backlog and 10-year Campus Renewal Needs – All Space	26
Backlog and 5-year forecast by Building – All Space	27
4. INFRASTRUCTURE	
Average Annual Infrastructure Needs	72
Average Annual Infrastructure Needs (Pie Chart)	73
Infrastructure Summary vs Average Annual Renewal	74
5. SUMMARY	
Summary Report by Campus – All Space	75
Investment Alternatives (necessary to bring the backlog down)	76

Introduction

The following report presents the results of the implementation of the Facilities Renewal Reinvestment Model for the University of Hawai'i. The methodology and findings of the study are based upon an analytical approach developed by The Pacific Partners Consulting Group (herein referred to as the Facilities Renewal Resource Model or FRRM™)

The objectives of this implementation were to create a facilities asset management system for the University of Hawai'i (UH) that would:

- (1) Provide an inventory of UH buildings and infrastructure (e.g., roadways, parking lots, utility generation and distribution) for all the campuses.
- (2) Collect maintenance history on buildings for all of the UH campuses at the level of major building systems (e.g. roofs, plumbing, electrical, HVAC)
- (3) Develop a budget model to predict annual funding requirements for facilities renewal and document the existing Backlog of Deferred Maintenance (DM) in a consistent way for all campuses.
- (3) Provide a basis for a funding plan that will address adequate resources for renewal and a reduction of the Backlog of DM.
- (4) Provide consistent and comparative data among campuses for determining funding allocations and targets for addressing renewal as a part of operating or capital budgets.
- (5) Deliver a cost model to each campus with associated staff training so that facilities renewal and Backlog of DM needs can be updated annually and progress in meeting those needs can be measured.
- (6) Provide a planning tool for campus use which provides a useful life "systems" profile of each building, as a way of predicting future funding needs or packaging projects to leverage fund sources.
- (7) Develop a credible model to assess needs in a consistent and ongoing manner that will focus on total funding needs and strategies.

The Facilities Renewal Resource Model (FRRM™) is a WEB based budget modeling tool designed to support campuses in documenting the backlog of deferred maintenance and in estimating the annual funding required for on-going capital reinvestment. The underlying design and assumptions of the model were developed by the Pacific Partners Consulting Group and customized for the University of Hawai'i.

The model uses UH building information (e.g. building name, gross square feet, construction date, etc.), and a proprietary methodology based on sub-system life-cycles and replacement costs to estimate the backlog of deferred maintenance and future capital reinvestment needs.

The FRRM™ model is designed to be maintained by each institution within the System, with the capability of summarizing information at both the campus and System level. The model has a great deal of built-in flexibility to allow institutions to enter new data, customize reports, and even change the underlying assumptions.

This report presents results from the initial data collection effort conducted during December 2007 through March 2008, and includes detailed information for each UH campus on the current status of backlogged and future capital reinvestment needs.

Organization of the Report

This document contains a subset of the FRRM reports. They are presented in five sections: Validation Data, Backlog of Deferred Maintenance, Renewal Projections, Infrastructure, and Summary.

Validation Data

The Validation Data section consists of: gross square footage (gsf) summary table for each building type and campus, and a histogram showing gsf of construction by construction date for the General Funded buildings.

Backlog

The Backlog of Deferred Maintenance section details the backlog of renewal estimates by campus and subsystem. (Backlog does not include Infrastructure). A Facilities Conditions Index (FCI) is provided for each campus. (FCI is calculated by dividing total renewal needs for each building by the building's current replacement value).

Renewal Projections

This section provides a graph showing projections of annual facility reinvestment needs for the UH system over a period of 45 years (the graph do not include infrastructure). The "smoothed" renewal calculation dampens the effect of year-to-

year swings by applying a five-year smoothing to the actual model results. Backlog of DM and 5-year Forecast Totals by Campus are provided as well. These reports provide both a near-term perspective for each institution's needs, as well as a longer view.

Infrastructure

This section provides details of the infrastructure costs by major components (e.g. roads, landscape and hardscape, utility distribution systems, and utility generation systems).

Summary

Included in this section are summary reports for each campus, benchmark data, and estimated investment required to bring down the backlog of deferred maintenance.

1. VALIDATION DATA

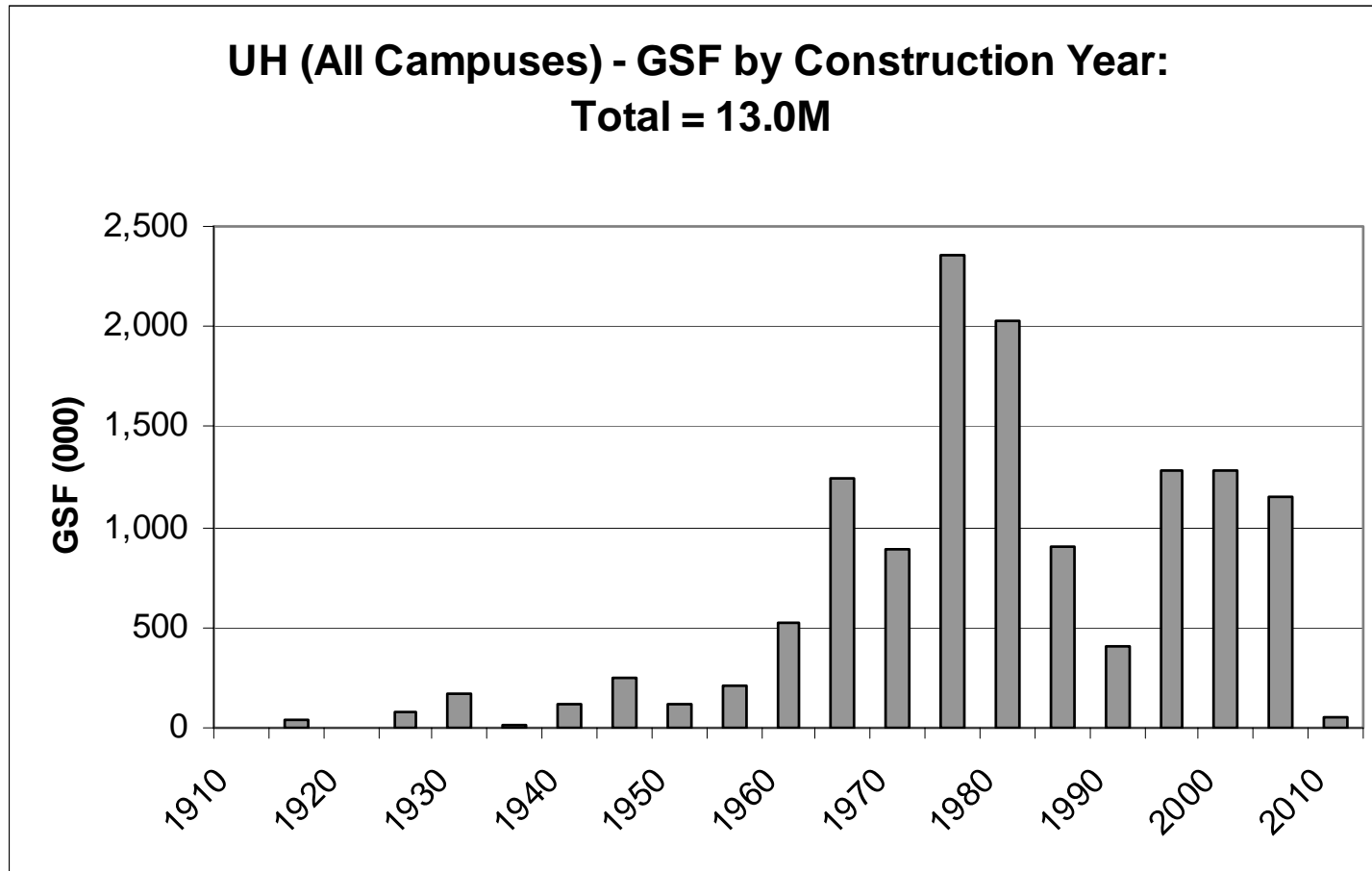
Total Campus Gross Square Feet By Usage and Campus

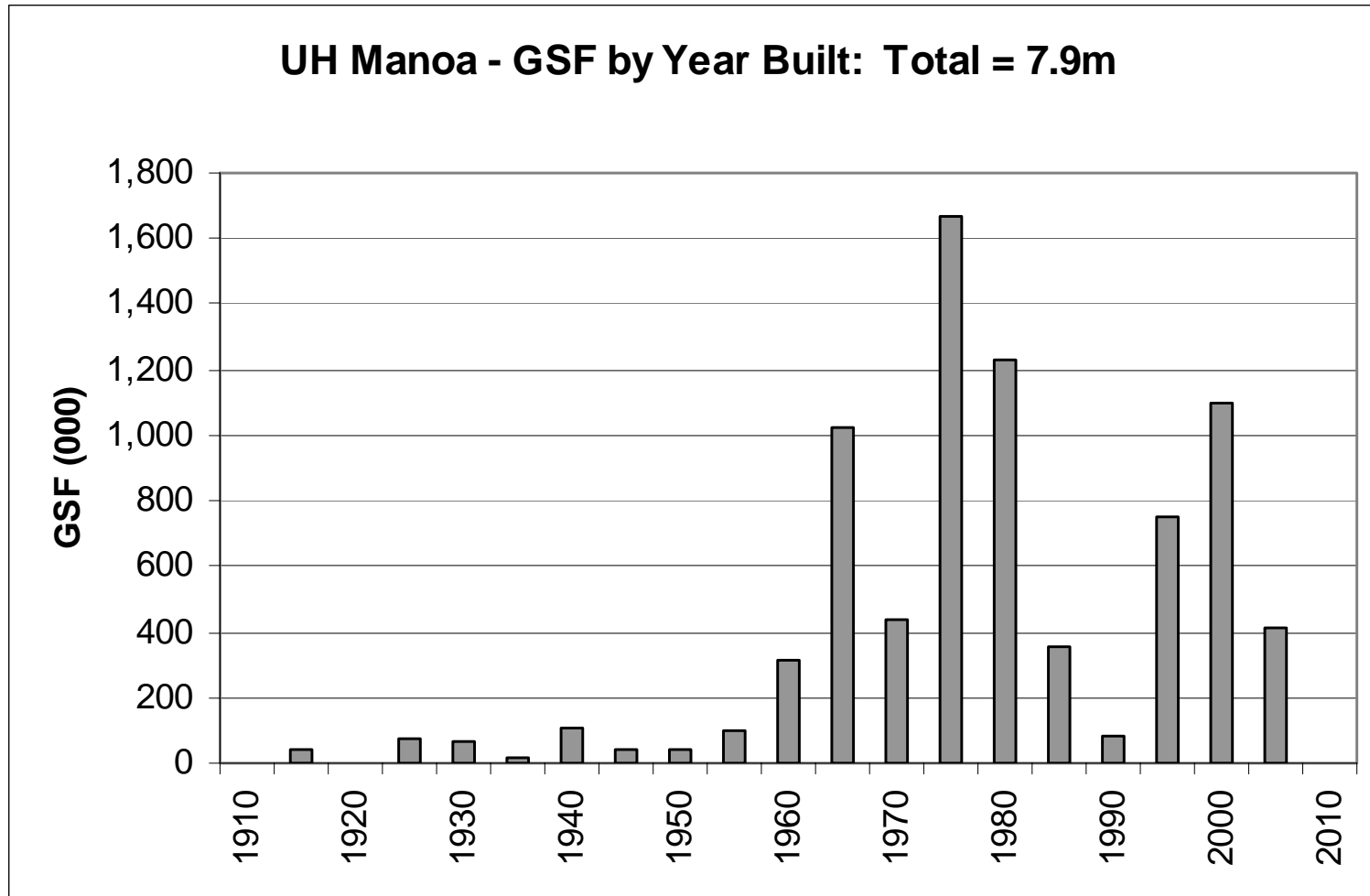
	<u>Athletic</u>	<u>Faculty Housing</u>	<u>GF</u>	<u>Other</u>	<u>Parking</u>	<u>Student Housing</u>	<u>Student Fee</u>	<u>Total GSF GSF</u>
Campus								
UHM	81,244	270,488	4,802,195	388,336	1,211,800	999,111	121,000	7,874,174
UHM - Off			1,410,622	1,500		35,897		1,448,019
UHH			732,841			173,584	21,634	928,059
UHWO			31,022					31,022
HAW			230,635					230,635
HON			718,918					718,918
KAP			367,991				38,579	406,570
KAU			255,679					255,679
LEE			418,758					418,758
MAU			393,704			10,903		404,607
WIN			234,917	11,612			55,052	301,581
CC s/total			2,620,602	11,612		10,903	93,631	2,736,748
Total	81,244	270,488	9,597,281	401,448	1,211,800	1,219,495	236,265	13,018,020

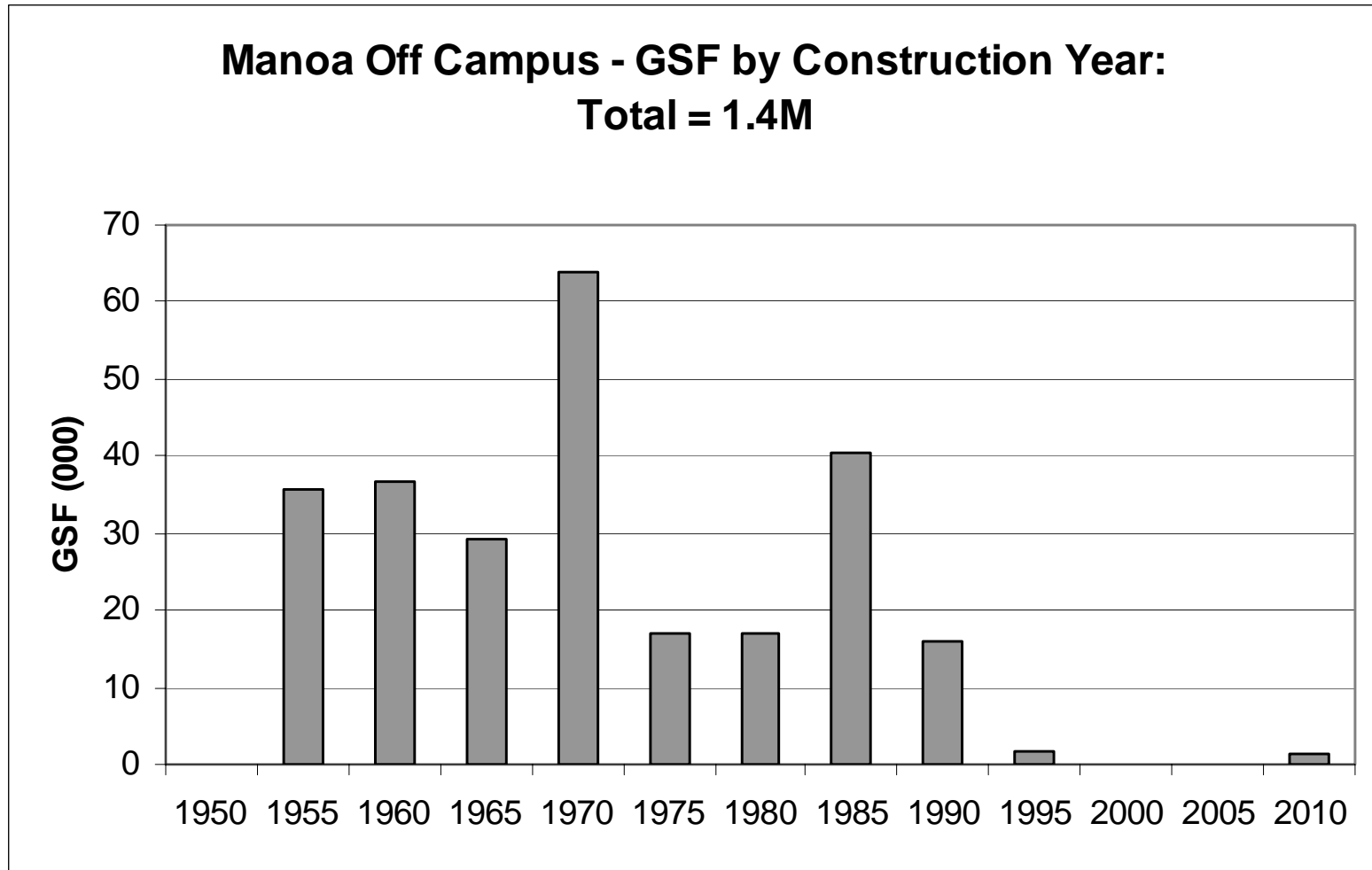
Total Campus Gross Square Feet By Building Type and Campus

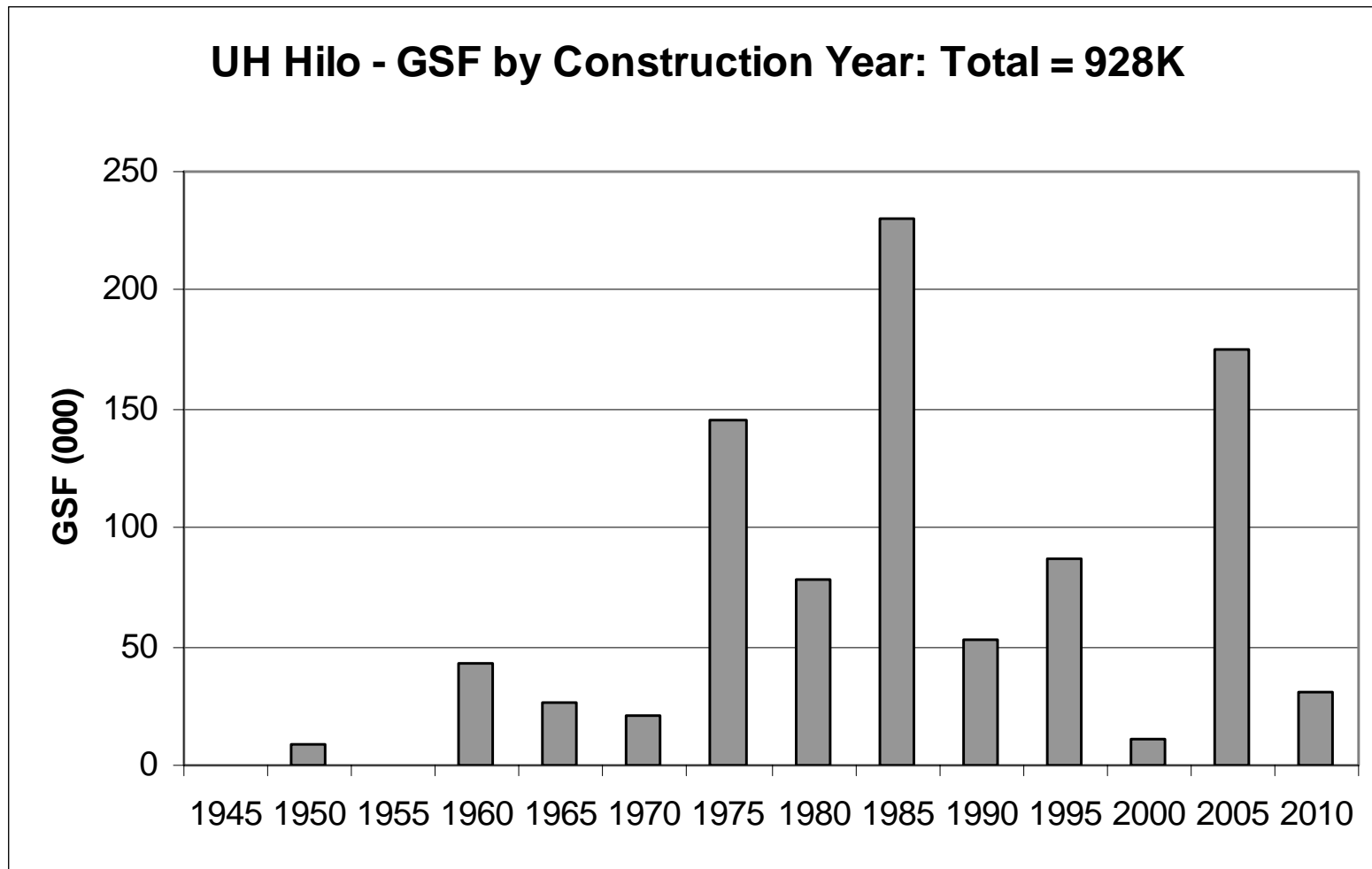
<u>Campus</u>	<u>Basic</u>	<u>Complex</u>	<u>Simple</u>	<u>Small</u>	<u>Total</u>
UHM	4,755,083	1,500,029	1,334,430	284,632	7,874,174
UHM - Off	444,813	660,720	40,291	302,195	1,448,019
UHH	690,498	90,282	19,950	127,329	928,059
UHWO	18,778			12,244	31,022
HAW	180,528	20,844		29,263	230,635
HON	594,144	105,000		19,774	718,918
KAP	388,477	3,744		14,349	406,570
KAU	191,216	28,722	6,792	28,949	255,679
LEE	382,785	23,701		12,271	418,757
MAU	336,541	14,914		53,152	404,607
WIN	<u>259,302</u>	<u>38,197</u>		<u>4,082</u>	<u>301,581</u>
CC s/total	2,332,993	235,122	6,792	161,840	2,736,747
Total	8,242,165	2,486,153	1,401,463	888,240	13,018,020

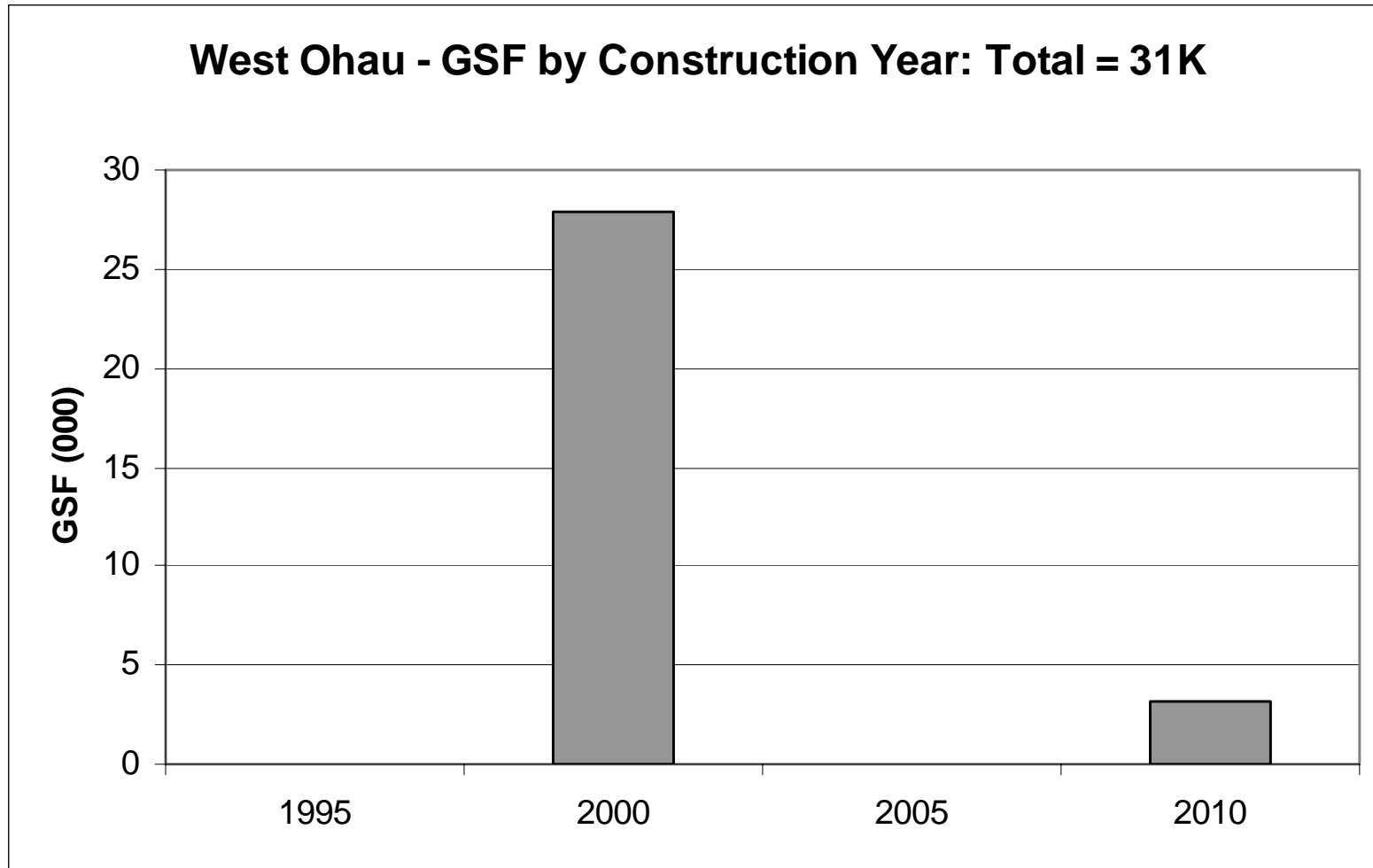
Histograms of Gross Square Feet by Construction Year

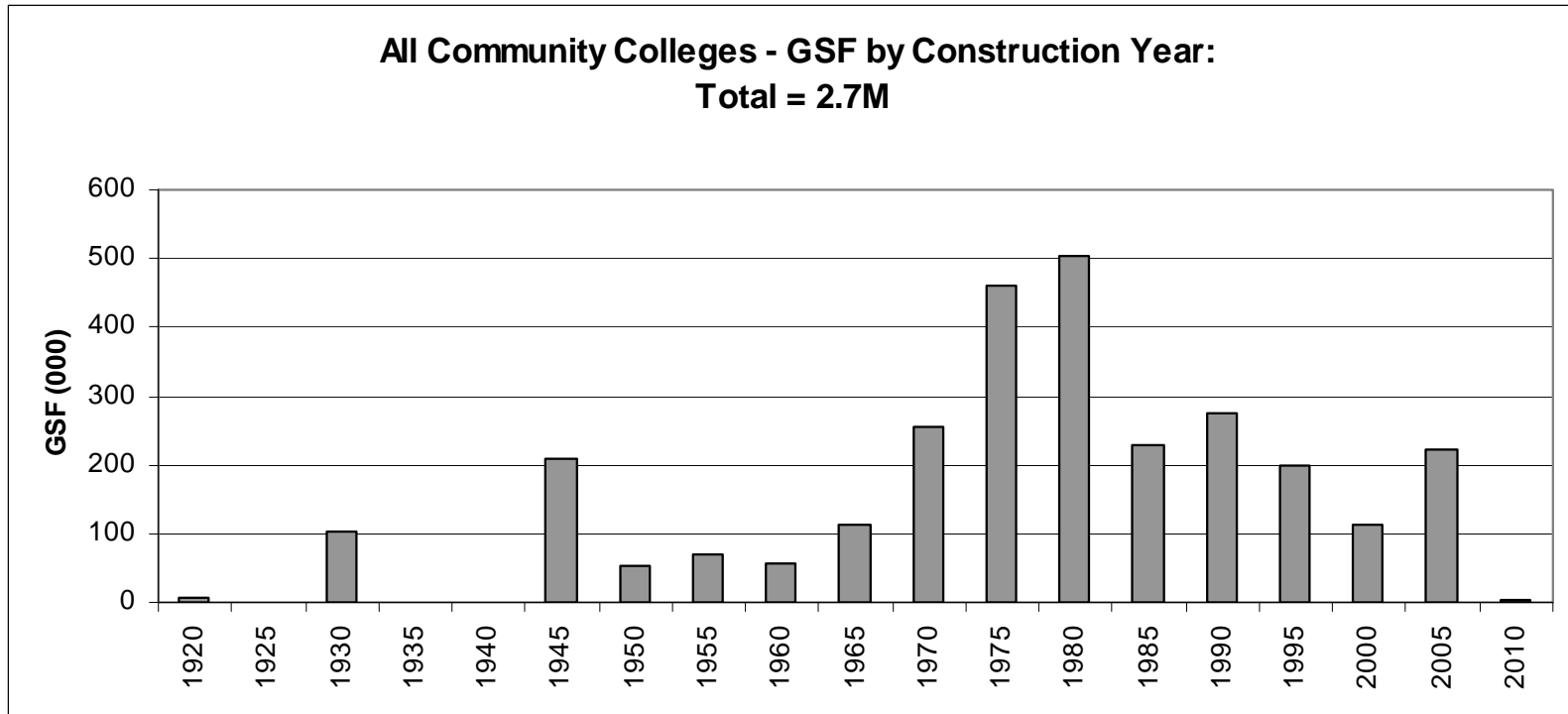












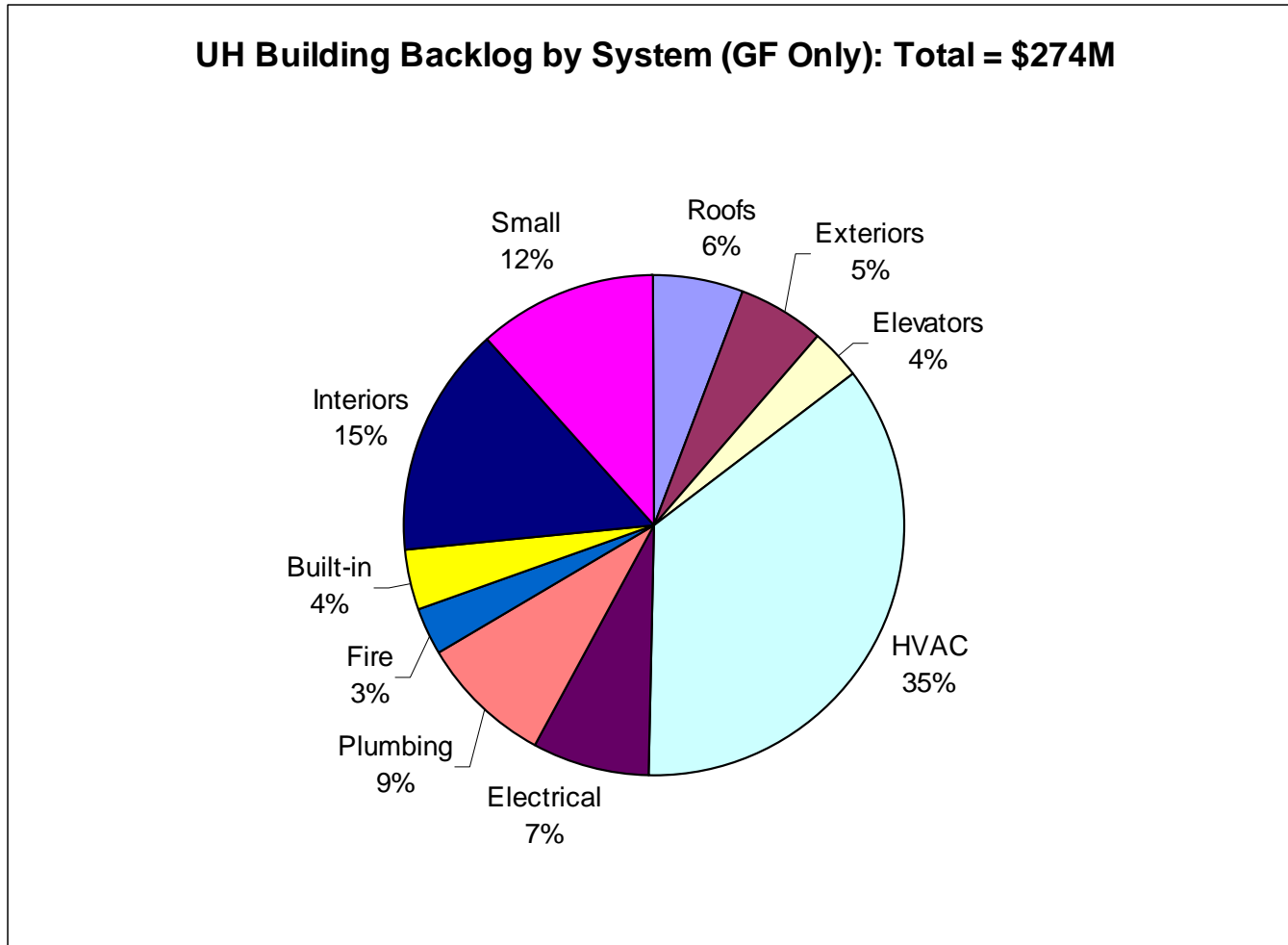
2. BACKLOG

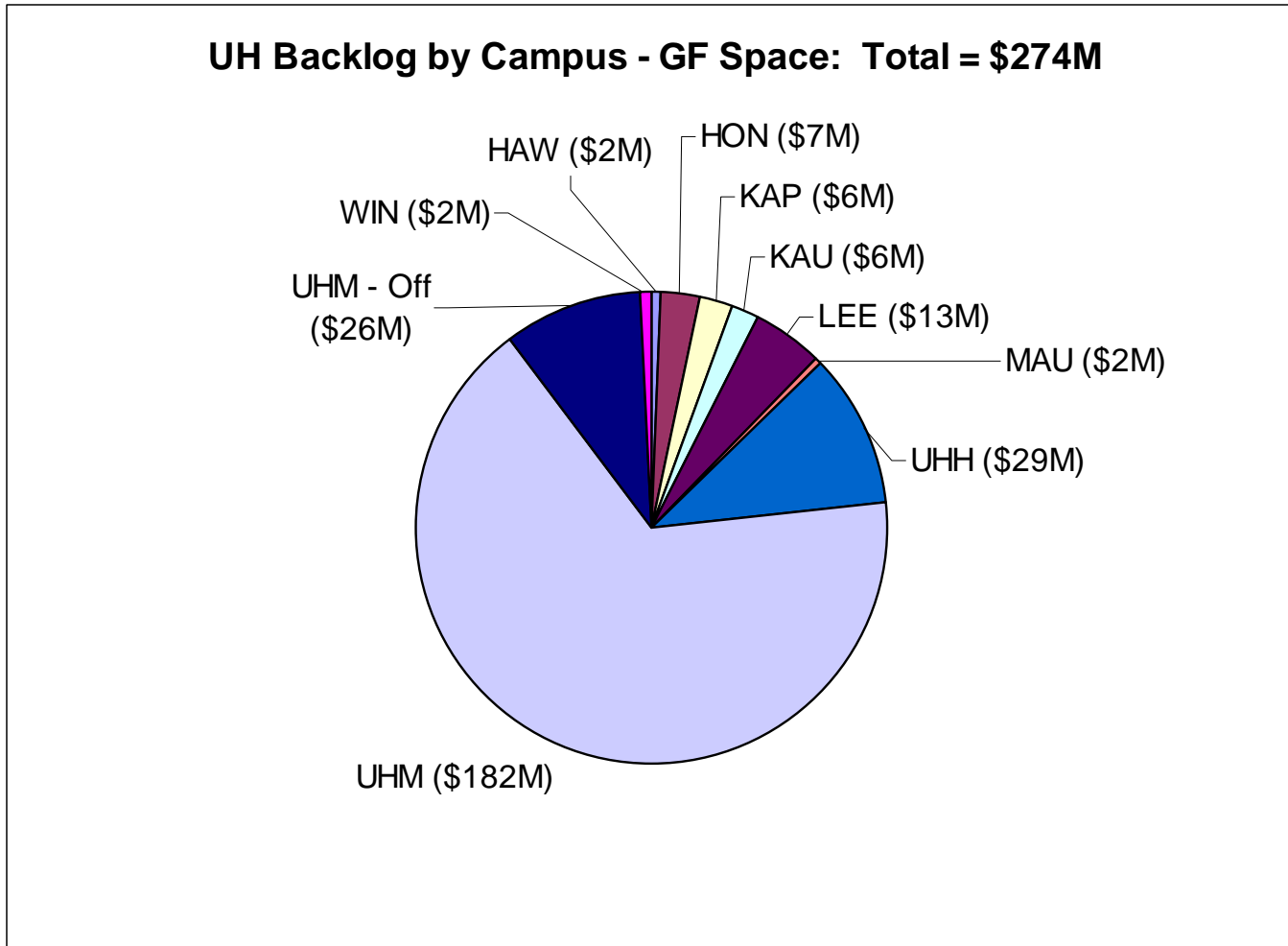
Building Backlog by Sub-System (\$ 000's) – General Funds Space Only

	UHM	UHM - Off	UHH	HAW	HON	KAP	KAU	LEE	MAU	WIN	s/total CCs	TOTAL
a.1 Roofing	\$7,704	\$1,324	\$2,494	\$782	\$1,007	\$857	\$1,842		\$42		\$4,530	\$16,052
b.1 Building Exteriors	\$10,579	\$292	\$719		\$2,479		\$40	\$345	\$365		\$3,229	\$14,819
c.1 Elevators and Conveying Sys.	\$8,652		\$465		\$376			\$173	\$167		\$716	\$9,833
d.1 HVAC -Controls	\$19,084	\$701	\$1,661			\$409	\$254	\$2,242	\$73	\$81	\$3,059	\$24,505
d.2 HVAC - Equipment	\$31,911	\$1,168	\$4,296		\$809	\$1,096	\$1,259	\$3,536	\$376	\$125	\$7,201	\$44,576
d.3 HVAC - Window/Split System	\$3,355	\$457		\$121	\$461			\$370		\$163	\$1,115	\$4,927
e.1 HVAC - Distribution System	\$19,180	\$1,868	\$1,673		\$205	\$209				\$212	\$626	\$23,347
f.1 Electrical - Equipment	\$8,393	\$3,799	\$2,151				\$261		\$168		\$429	\$14,772
f.2 Lighting	\$3,792	\$474	\$597				\$178	\$78			\$256	\$5,119
g.1 Plumbing Fixtures	\$11,697	\$534	\$81		\$209	\$38		\$361			\$608	\$12,920
g.2 Plumbing Rough-in	\$10,145	\$519	\$83		\$188					\$222	\$410	\$11,157
i.1 Fire Detection	\$1,236	\$221	\$184									\$1,641
j.1 Fire Protection	\$6,656		\$124									\$6,780
k.1 Built-in Equipment and Spec.	\$4,586	\$374	\$3,788	\$192		\$987		\$425			\$1,604	\$10,352
l.1 Interior Finishes	\$25,719	\$1,348	\$3,794	\$72	\$777	\$1,870	\$944	\$5,124		\$1,368	\$10,155	\$41,016
n.1 All Renewal - SMALL	\$8,952	\$12,791	\$7,153	\$651	\$550	\$526	\$977		\$522		\$3,226	\$32,122
	\$181,642	\$25,867	\$29,263	\$1,817	\$7,060	\$5,993	\$5,755	\$12,655	\$1,714	\$2,170	\$37,164	\$273,937

Building Backlog by Sub-System (\$ 000's) – All Space

	UHM	UHM - Off	UHH	HAW	HON	KAP	KAU	LEE	MAU	WIN	s/total CCs	Total
Roofing	\$9,021	\$1,324	\$2,494	\$782	\$1,007	\$857	\$1,842	\$0	\$42		\$4,530	\$17,369
Exteriors	\$10,904	\$292	\$1,528		\$2,479		\$40	\$345	\$365		\$3,229	\$15,953
Elevators	\$11,665		\$465		\$376			\$173	\$167		\$716	\$12,846
HVAC	\$76,621	\$4,194	\$7,630	\$121	\$1,475	\$2,100	\$1,513	\$6,148	\$449	\$581	\$12,387	\$100,832
Electrical	\$14,987	\$4,273	\$5,172				\$439	\$78	\$168		\$685	\$25,117
Plumbing	\$22,777	\$1,053	\$227		\$397	\$38	\$0	\$361	\$0	\$222	\$1,018	\$25,075
Fire Systems	\$9,892	\$221	\$308								\$0	\$10,421
Built-in	\$4,680	\$374	\$3,867	\$192		\$2,144		\$425			\$2,761	\$11,682
Interiors	\$31,955	\$1,348	\$5,637	\$72	\$777	\$2,449	\$944	\$5,124		\$1,368	\$10,734	\$49,674
Small (all renewal)	\$9,049	\$12,791	\$7,153	\$651	\$550	\$526	\$977		\$522		\$3,226	\$32,219
Total	\$201,551	\$25,867	\$34,482	\$1,817	\$7,060	\$8,115	\$5,755	\$12,655	\$1,714	\$2,170	\$39,286	\$301,187





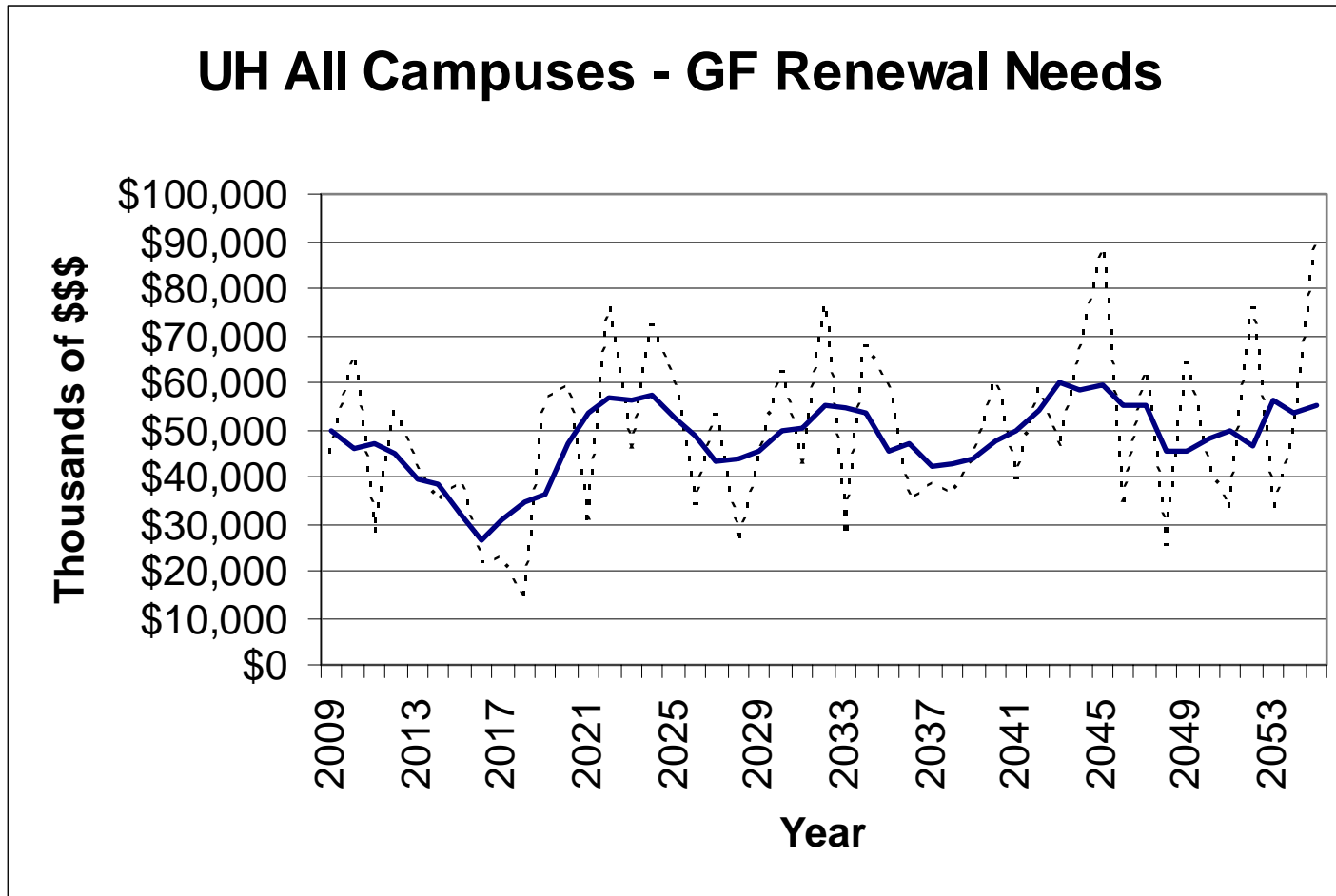
Facilities Condition Index (FCI) by Campus (General Funds Space only)

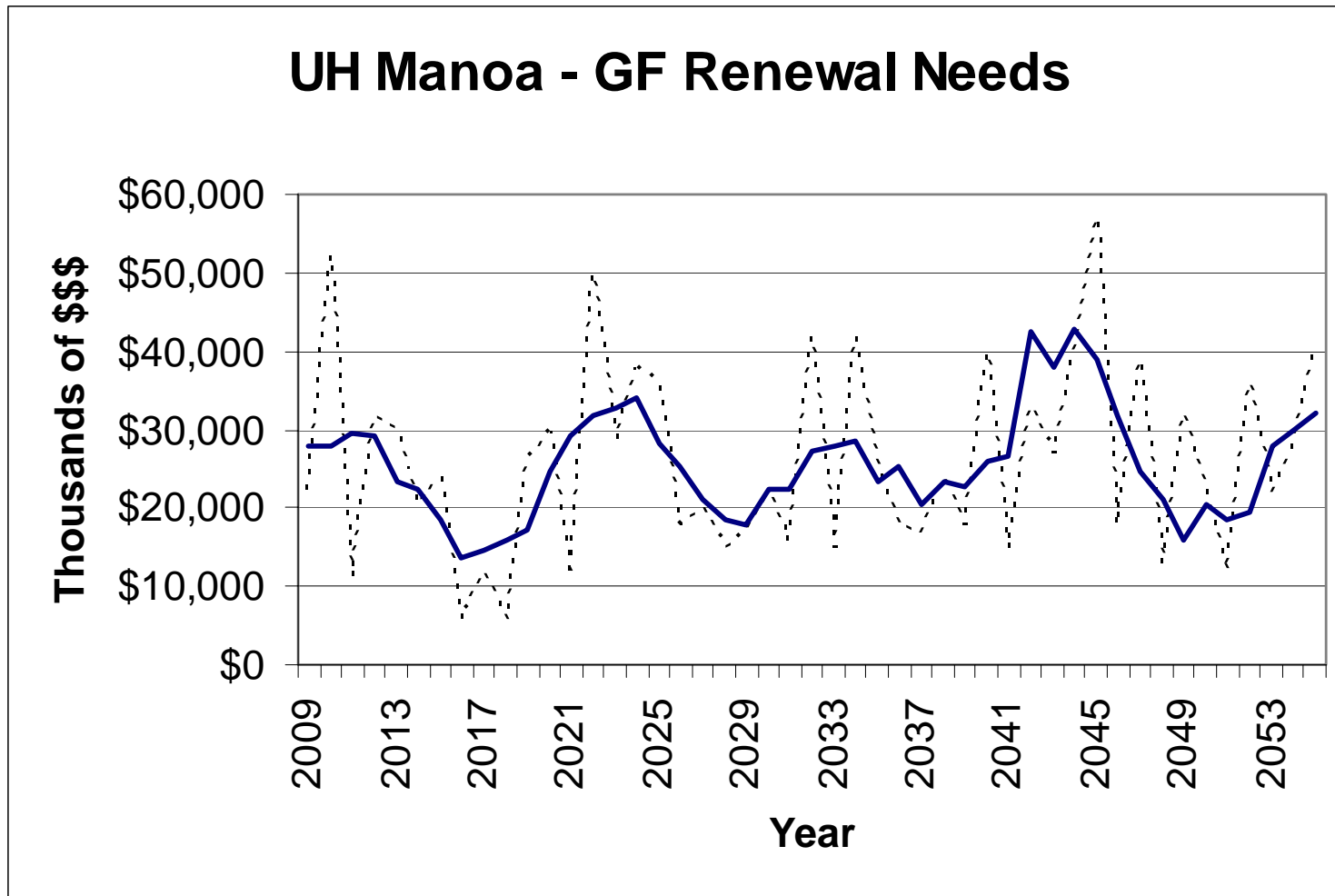
	GSF	CRV \$(000's)	Backlog \$(000's)	FCI
UHM	4,802,194	\$1,756,844	\$181,642	0.10
UHM - Off	1,410,621	\$528,868	\$25,867	0.04
UHH	732,841	\$249,745	\$29,263	0.12
UHWO	31,022	\$7,776	\$0	0.00
HAW	230,635	\$80,157	\$1,817	0.02
HON	718,918	\$244,308	\$7,060	0.03
KAP	367,991	\$110,194	\$5,993	0.05
KAU	255,679	\$89,287	\$5,755	0.06
LEE	418,757	\$129,443	\$12,655	0.10
MAU	393,704	\$115,884	\$1,714	0.01
WIN	234,917	\$89,383	\$2,170	0.02
s/tot CCs	2,620,601	\$858,656	\$37,164	0.04
Total	9,597,279	\$3,401,889	\$273,937	0.08

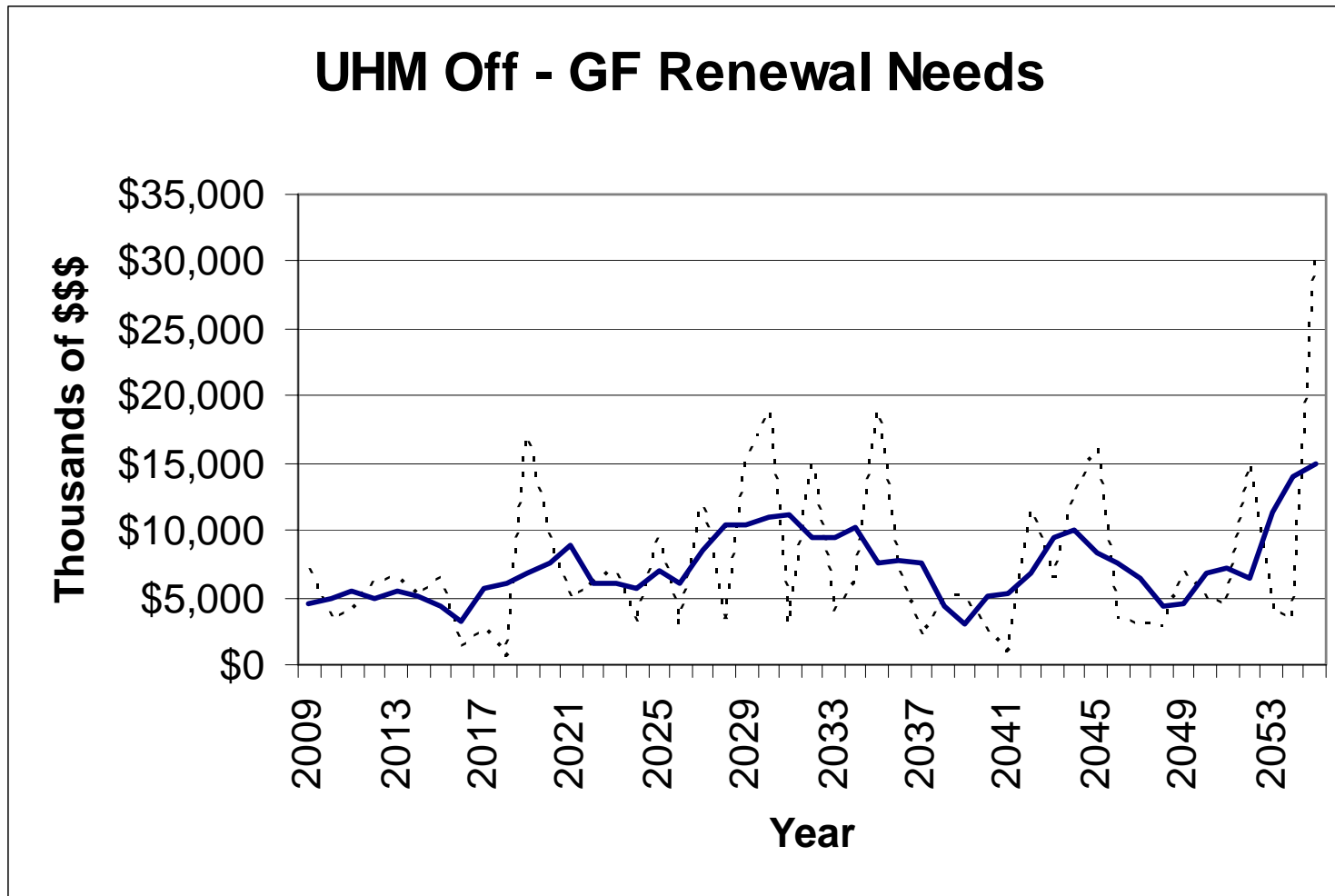
Facilities Condition Index (FCI) by Campus – All Space

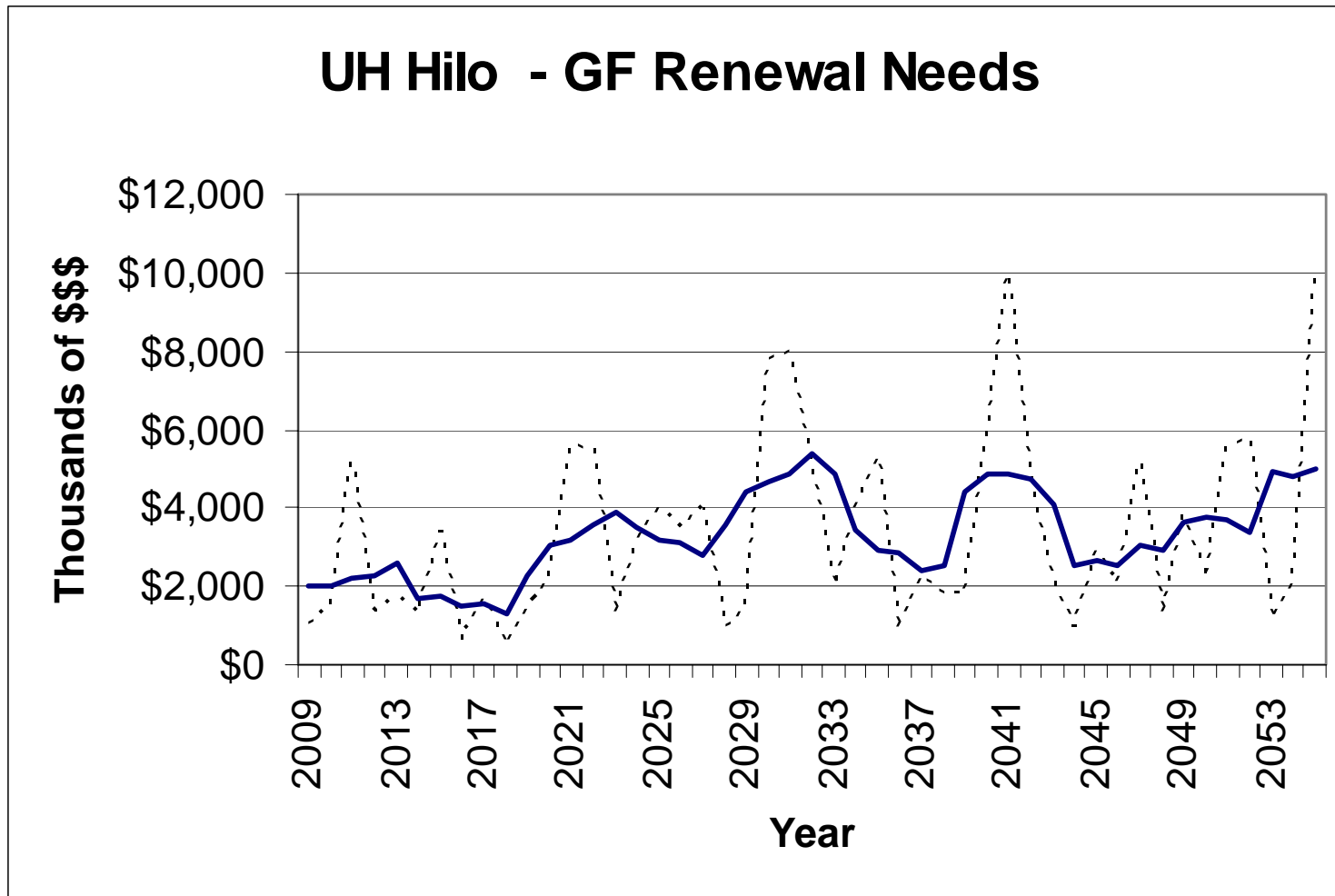
<u>Campus</u>	GSF	CRV \$(000's)	Backlog \$(000's)	FCI
UHM	7,874,173	\$2,404,322	\$201,551	0.08
UHM - Off	1,448,018	\$541,285	\$25,867	0.05
UHH	928,059	\$324,559	\$34,482	0.11
UHWO	31,022	\$7,776	\$0	0.00
HAW	230,635	\$80,157	\$1,817	0.02
HON	718,918	\$244,308	\$7,060	0.03
KAP	406,570	\$121,768	\$8,115	0.07
KAU	255,679	\$89,287	\$5,755	0.06
LEE	418,757	\$129,443	\$12,655	0.10
MAU	404,607	\$119,155	\$1,714	0.01
WIN	301,581	\$112,383	\$2,170	0.02
s/tot CCs	2,736,747	\$896,501	\$39,286	0.04
TOTAL	13,018,020	\$4,174,442	\$301,187	0.07

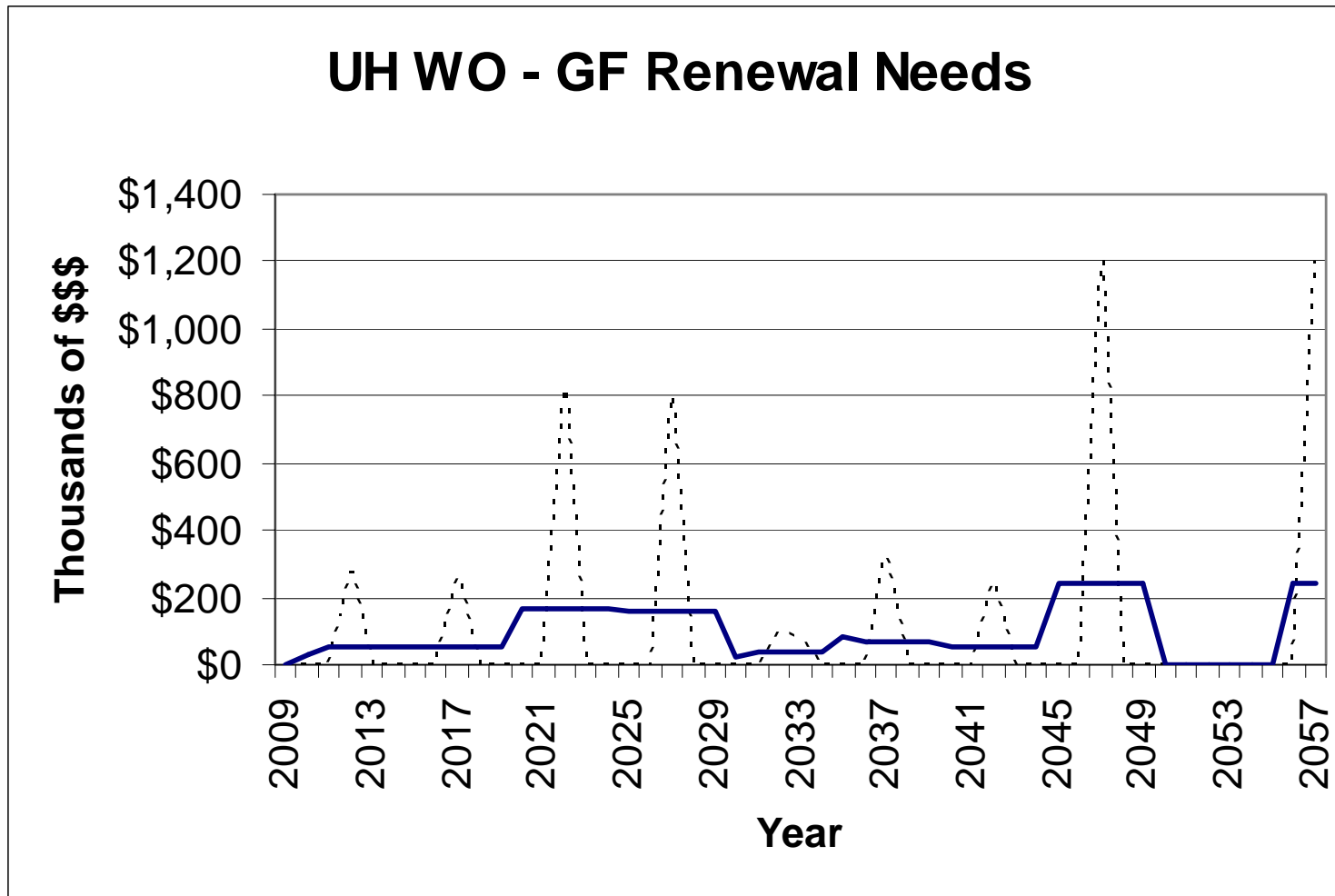
3. RENEWAL PROJECTIONS

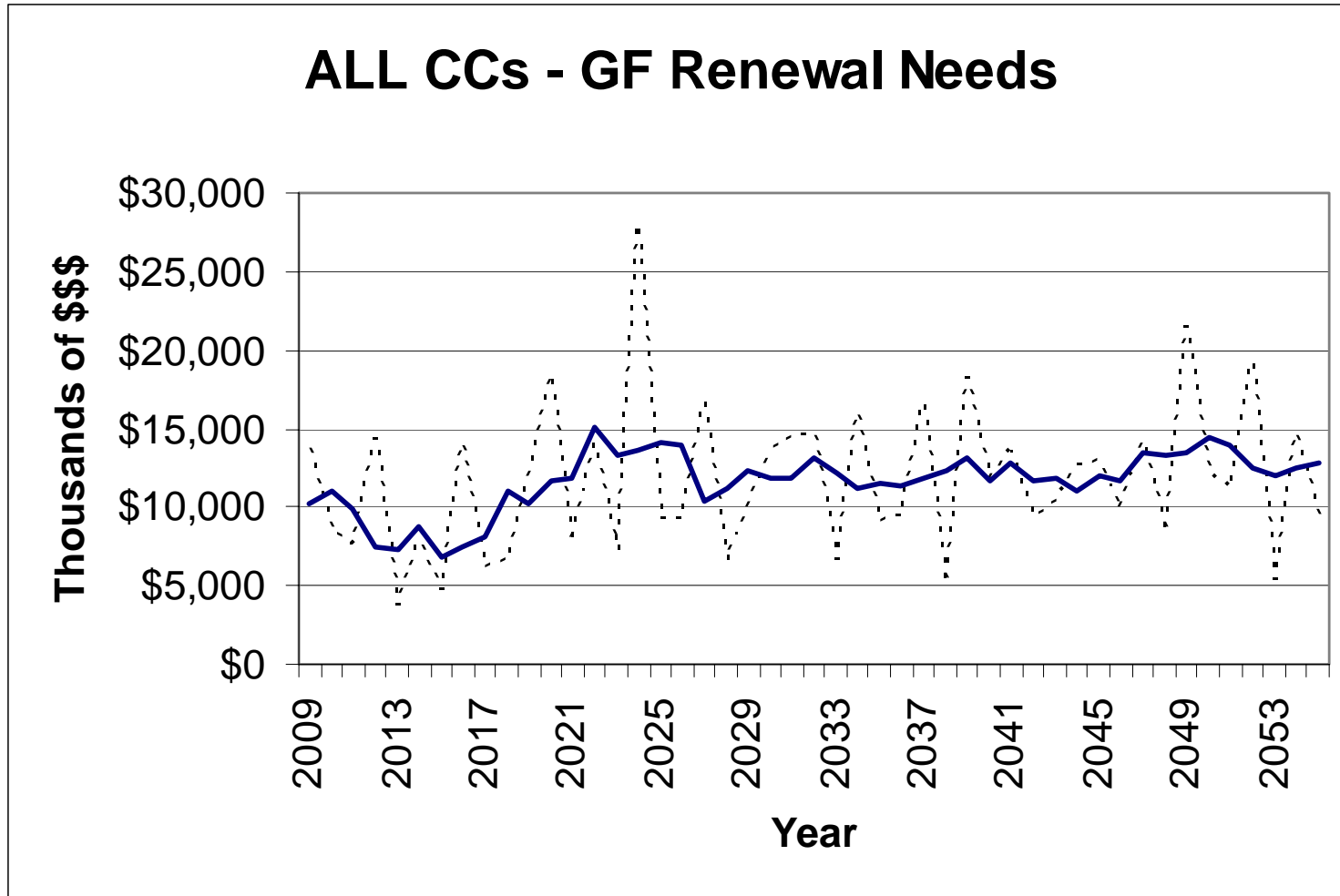












Building Backlog and 10-year Renewal Forecast by Campus (\$ 000's) GF SPACE ONLY

	<u>Backlog</u>	<u>2009</u>	<u>2010</u>	<u>2011</u>	<u>2012</u>	<u>2013</u>	<u>2014</u>	<u>2015</u>	<u>2016</u>	<u>2017</u>	<u>2018</u>	<u>Total</u>
UHM	\$181,642	\$22,474	\$52,242	\$11,244	\$31,700	\$30,030	\$20,371	\$24,142	\$5,728	\$11,960	\$5,715	\$397,248
UHM Off	\$25,867	\$7,279	\$3,316	\$3,887	\$6,185	\$6,363	\$5,086	\$6,364	\$1,358	\$2,674	\$547	\$68,924
UHH	\$29,263	\$1,058	\$1,561	\$5,181	\$1,391	\$1,771	\$1,315	\$3,408	\$622	\$1,710	\$521	\$47,800
UHWO	\$0	\$0	\$0	\$0	\$282	\$0	\$0	\$0	\$0	\$268	\$0	\$550
HAW	\$1,817	\$413	\$1,042	\$1,349	\$1,478	\$603	\$165	\$1,268	\$900	\$1,069	\$267	\$10,371
HON	\$7,060	\$3,937	\$483	\$2,049	\$8,765	\$818	\$2,390	\$1,673	\$8,945	\$797	\$1,612	\$38,529
KAP	\$5,993	\$2,315	\$4,248	\$1,003	\$801	\$674	\$2,064	\$533	\$2,440	\$157	\$595	\$20,823
KAU	\$5,755	\$1,884	\$594	\$0	\$60	\$448	\$756	\$0	\$838	\$2,202	\$39	\$12,576
LEE	\$12,655	\$3,758	\$406	\$3,156	\$2,811	\$901	\$522	\$98	\$249	\$136	\$2,415	\$27,107
MAU	\$1,714	\$1,517	\$528	\$0	\$0	\$71	\$2,130	\$1,194	\$665	\$202	\$1,292	\$9,313
WIN	\$2,170	\$32	\$1,235	\$105	\$558	\$205	\$0	\$0	\$141	\$1,567	\$359	\$6,372
s/tot CCs	\$37,164	\$13,856	\$8,536	\$7,662	\$14,473	\$3,720	\$8,027	\$4,766	\$14,178	\$6,130	\$6,579	\$125,091
Total	\$273,937	\$44,666	\$65,657	\$27,972	\$54,030	\$41,884	\$34,799	\$38,680	\$21,886	\$22,742	\$13,362	\$639,615

Building Backlog and 10-year Renewal Forecast by Campus (\$ 000's) ALL SPACE

	<u>Backlog</u>	<u>2009</u>	<u>2010</u>	<u>2011</u>	<u>2012</u>	<u>2013</u>	<u>2014</u>	<u>2015</u>	<u>2016</u>	<u>2017</u>	<u>2018</u>	<u>Total</u>
UHM	\$201,551	\$31,852	\$64,840	\$15,766	\$44,150	\$33,750	\$27,272	\$26,508	\$9,227	\$16,862	\$12,943	\$484,722
UHM Off	\$25,867	\$8,297	\$3,316	\$3,887	\$6,185	\$6,363	\$6,768	\$6,364	\$1,358	\$2,674	\$547	\$71,625
UHH	\$34,482	\$1,139	\$2,623	\$5,181	\$2,371	\$2,274	\$1,597	\$4,417	\$622	\$1,710	\$521	\$56,937
UHWO	\$0	\$0	\$0	\$0	\$282	\$0	\$0	\$0	\$0	\$268	\$0	\$550
HAW	\$1,817	\$413	\$1,042	\$1,349	\$1,478	\$603	\$165	\$1,268	\$900	\$1,069	\$267	\$10,371
HON	\$7,060	\$3,937	\$483	\$2,049	\$8,765	\$818	\$2,390	\$1,673	\$8,945	\$797	\$1,612	\$38,529
KAP	\$8,115	\$2,315	\$4,798	\$1,003	\$801	\$674	\$2,064	\$687	\$2,440	\$157	\$595	\$23,649
KAU	\$5,755	\$1,884	\$594	\$0	\$60	\$448	\$756	\$0	\$838	\$2,202	\$39	\$12,576
LEE	\$12,655	\$3,758	\$406	\$3,156	\$2,811	\$901	\$522	\$98	\$249	\$136	\$2,415	\$27,107
MAU	\$1,714	\$1,517	\$528	\$458	\$0	\$71	\$2,130	\$1,194	\$665	\$202	\$1,292	\$9,772
WIN	\$2,170	\$32	\$1,846	\$105	\$558	\$205	\$0	\$0	\$141	\$2,517	\$359	\$7,934
s/tot CCs	\$39,286	\$13,856	\$9,697	\$8,120	\$14,473	\$3,720	\$8,027	\$4,920	\$14,178	\$7,080	\$6,579	\$129,938
Total	\$301,187	\$55,144	\$80,476	\$32,954	\$67,461	\$46,107	\$43,664	\$42,209	\$25,385	\$28,594	\$20,590	\$743,771

University of Hawai'i Facilities Renewal Reinvestment Study

BUILDING SUMMARY INFORMATION

Campus : HAW															
Building Cost Summary in \$(000's)															
Building Number	Building Name	Building Type	EG%	GSF	CRV	Backlog	5 Year Needs					Code & Safety	Other One-time Cost	Total	FCI
							2009	2010	2011	2012	2013				
3322	HAW CC - AUTO MECH SHOP	BASIC	100%	13,960	\$4,816	\$0	\$0	\$0	\$674	\$0	\$0			\$674	0.00
3378	HAW CC Administration/Stude	SMALL	100%	3,474	\$699	\$220	\$0	\$0	\$0	\$0	\$0			\$220	0.31
3379	HAW CC STUDENT SERVICES	BASIC	100%	6,955	\$2,399	\$0	\$0	\$0	\$0	\$366	\$0			\$366	0.00
3397	HAW CC- (BUS OFC/PERSONN	SMALL	100%	2,380	\$479	\$0	\$0	\$0	\$0	\$0	\$0			\$0	0.00
3379A	HAW CC-(OCET/FIN AID)	BASIC	100%	4,480	\$1,546	\$232	\$170	\$0	\$0	\$0	\$0			\$402	0.15
3386A	HAW CC-AGRICULTURE MECH	BASIC	100%	5,978	\$2,062	\$46	\$0	\$0	\$0	\$0	\$0			\$46	0.02
3385A	HAW CC-APPRENTICESHIP/O	SMALL	100%	2,688	\$541	\$0	\$0	\$0	\$0	\$0	\$0			\$0	0.00
3385C	HAW CC-ART	SMALL	100%	1,344	\$270	\$85	\$0	\$0	\$0	\$0	\$0			\$85	0.31
3395	HAW CC-ART LAB/OFFICES	BASIC	100%	4,467	\$1,541	\$0	\$0	\$0	\$0	\$87	\$0			\$87	0.00
3321	HAW CC-AUTO TALL BLDG	BASIC	100%	13,960	\$4,816	\$0	\$0	\$0	\$674	\$0	\$0			\$674	0.00
3389	HAW CC-AUX SHOP	BASIC	100%	5,978	\$2,062	\$31	\$0	\$0	\$0	\$0	\$0			\$31	0.01
3393	HAW CC-Agriculture & Early C	BASIC	100%	9,506	\$3,280	\$0	\$0	\$0	\$0	\$0	\$0			\$0	0.00
3392	HAW CC-Applied Technical Ed	BASIC	100%	8,243	\$2,844	\$0	\$0	\$0	\$0	\$0	\$0			\$0	0.00
3382	HAW CC-CAFETERIA	COMPLEX	100%	20,844	\$11,985	\$264	\$0	\$611	\$0	\$0	\$0			\$875	0.02
3386B	HAW CC-CARPENTRY	SMALL	100%	3,023	\$608	\$0	\$0	\$0	\$0	\$0	\$0			\$0	0.00
3390	HAW CC-CARPENTRY SHOP	BASIC	100%	8,418	\$2,904	\$44	\$0	\$0	\$0	\$0	\$0			\$44	0.02
3394	HAW CC-CAS, ART LABS	SMALL	100%	4,845	\$975	\$0	\$0	\$0	\$0	\$0	\$0			\$0	0.00
3385B	HAW CC-CERAMIC SHOP	SMALL	100%	1,344	\$270	\$0	\$0	\$0	\$0	\$0	\$0			\$0	0.00
3388	HAW CC-CLASSROOMS/OFFIC	BASIC	100%	6,477	\$2,235	\$0	\$0	\$0	\$0	\$0	\$0			\$0	0.00
3381A	HAW CC-CTR FOR GIFTED HA	SMALL	100%	2,688	\$541	\$0	\$0	\$0	\$0	\$85	\$0			\$85	0.00
3323	HAW CC-DIESEL MECHANIC S	BASIC	100%	12,480	\$4,306	\$0	\$0	\$0	\$0	\$43	\$603			\$646	0.00

Source: Reference Data - 2008

04/01/2008

Subusage: 'Athletic', 'Fac. Hsng.', 'GF', 'Other', 'Parking', 'Stdnt Hsng.', 'Stud. Fee'

10.2

University of Hawai'i Facilities Renewal Reinvestment Study

BUILDING SUMMARY INFORMATION

Campus : HAW															
Building Cost Summary in \$(000's)															
Building Number	Building Name	Building Type	EG%	GSF	CRV	Backlog	5 Year Needs					Code & Safety	Other One-time Cost	Total	FCI
							2009	2010	2011	2012	2013				
3391	HAW CC-ELECTRIC/ELECTRO	BASIC	100%	15,183	\$5,238	\$0	\$175	\$0	\$0	\$262	\$0			\$437	0.00
3380	HAW CC-GENERAL CLASSROO	BASIC	100%	12,066	\$4,163	\$0	\$0	\$0	\$0	\$635	\$0			\$635	0.00
3383	HAW CC-HALE ALOHA UHH OF	BASIC	100%	18,309	\$6,317	\$0	\$0	\$221	\$0	\$0	\$0			\$221	0.00
3389A	HAW CC-HULA STUDIO	SMALL	100%	600	\$121	\$19	\$0	\$0	\$0	\$0	\$0			\$19	0.16
3381	HAW CC-UHH/OCET CLASSRO	BASIC	100%	12,150	\$4,192	\$0	\$0	\$210	\$0	\$0	\$0			\$210	0.00
3324	HAW CC-WELDING/SHEETME	BASIC	100%	15,940	\$5,499	\$550	\$69	\$0	\$0	\$0	\$0			\$619	0.10
3387	HAW Learning Center/IT Supp	BASIC	100%	5,978	\$2,062	\$0	\$0	\$0	\$0	\$0	\$0			\$0	0.00
00	HCC Campuswide DM	SMALL	100%	1	\$0	\$0	\$0	\$0	\$0	\$0	\$0	\$650	\$0	\$650	0.00
3381 B	MPA PORTABLE	SMALL	100%	1,700	\$342	\$0	\$0	\$0	\$0	\$0	\$0			\$0	0.00
3300A	UHH-Business Office	SMALL	100%	5,176	\$1,042	\$327	\$0	\$0	\$0	\$0	\$0			\$327	0.31
HAW Total				230,635	\$80,157	\$1,817	\$413	\$1,042	\$1,349	\$1,478	\$603	\$650	\$0	\$7,352	0.02

Source: Reference Data - 2008

04/01/2008

Subusage: 'Athletic', 'Fac. Hsng.', 'GF', 'Other', 'Parking', 'Stdnt Hsng.', 'Stud. Fee'

10.2

University of Hawai'i Facilities Renewal Reinvestment Study

BUILDING SUMMARY INFORMATION

Campus : HON															
Building Cost Summary in \$(000's)															
Building Number	Building Name	Building Type	EG%	GSF	CRV	Backlog	5 Year Needs					Code & Safety	Other One-time Cost	Total	FCI
							2009	2010	2011	2012	2013				
8871C	HCC CLASSRM	SMALL	100%	1,742	\$305	\$96	\$0	\$0	\$0	\$0	\$0			\$96	0.31
8871A	HCC CLASSRM/OFFICE	SMALL	100%	1,834	\$321	\$101	\$0	\$0	\$0	\$0	\$0			\$101	0.31
8871B	HCC CLASSRM/OFFICE	SMALL	100%	1,784	\$312	\$98	\$0	\$0	\$0	\$0	\$0			\$98	0.31
8871D	HCC OFFICE ANNEX	SMALL	100%	3,035	\$531	\$167	\$0	\$0	\$0	\$0	\$0			\$167	0.31
8828	HCC PALAMA STATION	BASIC	100%	5,200	\$1,794	\$0	\$0	\$92	\$0	\$0	\$0			\$92	0.00
8806	HCC-ADMINISTRATION BLDG	BASIC	100%	17,380	\$5,214	\$129	\$0	\$0	\$0	\$0	\$0			\$129	0.02
8810	HCC-AIR CONDITIONING PL	SMALL	100%	2,396	\$419	\$88	\$0	\$0	\$0	\$0	\$0			\$88	0.21
8852	HCC-AIRPORT TRAINING CEN	BASIC	100%	38,980	\$11,694	\$1,414	\$0	\$117	\$0	\$0	\$0			\$1,530	0.12
8851	HCC-AQUATIC FACILITY	SMALL	100%	1,387	\$243	\$0	\$0	\$0	\$0	\$0	\$0			\$0	0.00
8803	HCC-AUTO BODY/REPAIR/PA	BASIC	100%	30,903	\$9,271	\$209	\$0	\$0	\$0	\$402	\$0			\$610	0.02
8843	HCC-AUTOMOTIVE TECHNOL	BASIC	100%	48,545	\$14,564	\$0	\$0	\$0	\$631	\$0	\$0			\$631	0.00
8804	HCC-CAFETERIA/APPRENTICE	BASIC	100%	18,790	\$5,637	\$296	\$0	\$0	\$0	\$0	\$169	\$82	\$0	\$547	0.05
8802	HCC-CAMPUS CENTER/CLASS	BASIC	100%	81,636	\$28,164	\$563	\$3,098	\$0	\$0	\$0	\$0			\$3,661	0.02
8820	HCC-CENT	BASIC	100%	11,203	\$3,361	\$123	\$0	\$0	\$0	\$101	\$0			\$224	0.04
8813	HCC-CENT BLDG	BASIC	100%	5,901	\$1,770	\$24	\$0	\$0	\$0	\$0	\$0			\$24	0.01
8811	HCC-CHILDCARE #1	SMALL	100%	3,505	\$613	\$0	\$0	\$0	\$0	\$0	\$0			\$0	0.00
8827	HCC-COSMOTOLOGY/FASHIO	BASIC	100%	33,460	\$10,038	\$862	\$0	\$0	\$0	\$460	\$0			\$1,322	0.09
8824	HCC-EIMT	BASIC	100%	6,964	\$2,089	\$28	\$0	\$0	\$167	\$0	\$0			\$195	0.01
8805	HCC-GENERAL CLASSROOM B	BASIC	100%	32,409	\$9,723	\$292	\$0	\$0	\$661	\$0	\$259	\$285	\$0	\$1,497	0.03
8812	HCC-GENERAL TRADES LAB	BASIC	100%	5,912	\$1,774	\$217	\$0	\$0	\$294	\$0	\$0	\$170	\$0	\$681	0.12
8844	HCC-HEAVY EQMT MAINT/REF	BASIC	100%	15,919	\$4,776	\$0	\$163	\$0	\$0	\$0	\$382			\$545	0.00

Source: Reference Data - 2008

04/01/2008

Subusage: 'Athletic', 'Fac. Hsng.', 'GF', 'Other', 'Parking', 'Stdnt Hsng.', 'Stud. Fee'

10.2

BUILDING SUMMARY INFORMATION

Campus : HON															
Building Cost Summary in \$(000's)															
Building Number	Building Name	Building Type	EG%	GSF	CRV	Backlog	5 Year Needs					Code & Safety	Other One-time Cost	Total	FCI
							2009	2010	2011	2012	2013				
8814	HCC-INDUSTRIAL TRADE COM	BASIC	100%	81,838	\$24,551	\$0	\$0	\$0	\$0	\$307	\$0		\$0	\$307	0.00
8807	HCC-LIBRARY/CLASSROOM B	BASIC	100%	103,272	\$37,178	\$332	\$0	\$0	\$0	\$0	\$0	\$3,708	\$0	\$4,040	0.01
8850	HCC-MARINE EDUCATION & T	BASIC	100%	36,626	\$10,988	\$1,066	\$0	\$275	\$0	\$0	\$0			\$1,341	0.10
8852A	HCC-MECHANICAL BLDG	SMALL	100%	1,067	\$187	\$0	\$0	\$0	\$0	\$0	\$0			\$0	0.00
8808	HCC-OFFICE/STORAGE OPS	SMALL	100%	2,878	\$504	\$0	\$0	\$0	\$0	\$0	\$0			\$0	0.00
8818	HCC-OPERATIONS MAINTENA	BASIC	100%	6,493	\$1,948	\$109	\$0	\$0	\$0	\$0	\$0			\$109	0.06
8857	HCC-PACIFIC AEROSPACE TR	COMPLEX	100%	105,000	\$52,500	\$709	\$525	\$0	\$0	\$7,496	\$0			\$8,729	0.01
8816	HCC-PRINT/DUPLICATING SH	BASIC	100%	6,448	\$1,935	\$97	\$0	\$0	\$295	\$0	\$0			\$392	0.05
8817	HCC-SHEETMETAL/PLASTICS	BASIC	100%	6,264	\$1,879	\$42	\$150	\$0	\$0	\$0	\$0			\$193	0.02
8844A	HCC-STORAGE	SMALL	100%	146	\$26	\$0	\$0	\$0	\$0	\$0	\$8			\$8	0.00
HON Total				718,918	\$244,308	\$7,060	\$3,937	\$483	\$2,049	\$8,765	\$818	\$4,245	\$0	\$27,358	0.03

Source: Reference Data - 2008

04/01/2008

Subusage: 'Athletic', 'Fac. Hsng.', 'GF', 'Other', 'Parking', 'Stdnt Hsng.', 'Stud. Fee'

10.2

BUILDING SUMMARY INFORMATION

Campus : KAP																
Building Cost Summary in \$(000's)																
Building Number	Building Name	Building Type	EG%	GSF	CRV	Backlog	5 Year Needs					Code & Safety	Other One-time Cost	Total	FCI	
							2009	2010	2011	2012	2013					
00	KCC Kapiolani Campuswide D	SMALL	100%	1	\$0	\$0	\$0	\$0	\$0	\$0	\$0	\$4,867	\$0	\$4,867	0.00	
6936	KCC-ALANI (CHILD CARE)	BASIC	100%	5,102	\$1,531	\$0	\$0	\$96	\$0	\$84	\$0			\$180	0.00	
6946	KCC-CHAPEL	SMALL	100%	3,829	\$771	\$526	\$0	\$0	\$0	\$0	\$0			\$526	0.68	
6931A	KCC-GREENHOUSE	SMALL	100%	1,386	\$243	\$0	\$0	\$0	\$0	\$0	\$0			\$0	0.00	
6921A	KCC-ILIAHI (CLASSROOMS)	BASIC	100%	15,711	\$4,713	\$79	\$259	\$59	\$141	\$0	\$0			\$538	0.02	
6921B	KCC-ILIAHI (CLASSROOMS)	BASIC	100%	6,081	\$1,824	\$30	\$100	\$91	\$55	\$0	\$0			\$277	0.02	
6921C	KCC-ILIAHI (CLASSROOMS)	BASIC	100%	13,072	\$3,922	\$65	\$196	\$0	\$170	\$0	\$0			\$431	0.02	
6921D	KCC-ILIAHI (MECHANICAL RO)	SMALL	100%	315	\$55	\$0	\$0	\$0	\$17	\$0	\$0			\$17	0.00	
6927A	KCC-ILIMA (ADMINISTRATIO)	BASIC	100%	8,443	\$2,533	\$0	\$139	\$158	\$0	\$0	\$152			\$450	0.00	
6927B	KCC-ILIMA (ADMINISTRATIO)	BASIC	100%	6,306	\$1,892	\$0	\$104	\$118	\$0	\$0	\$114			\$336	0.00	
6927C	KCC-ILIMA (ADMINISTRATIO)	BASIC	100%	6,373	\$1,912	\$0	\$105	\$119	\$0	\$0	\$115			\$339	0.00	
6932	KCC-KALIA	BASIC	100%	16,852	\$5,056	\$84	\$0	\$383	\$0	\$0	\$0			\$468	0.02	
6919A	KCC-KAUILA (ALLIED HEALTH)	BASIC	100%	18,577	\$5,573	\$279	\$641	\$70	\$0	\$0	\$0			\$989	0.05	
6919B	KCC-KAUILA (ALLIED HEALTH)	BASIC	100%	21,573	\$6,472	\$324	\$518	\$0	\$0	\$0	\$0			\$841	0.05	
6922A	KCC-KOA (ART)	SMALL	100%	3,764	\$659	\$0	\$0	\$0	\$207	\$0	\$0			\$207	0.00	
6922B	KCC-KOA (ART)	BASIC	100%	13,197	\$3,959	\$0	\$0	\$445	\$172	\$0	\$0			\$617	0.00	
6920	KCC-KOKIO (SCIENCE)	BASIC	100%	19,395	\$5,819	\$97	\$252	\$364	\$0	\$0	\$0			\$713	0.02	
6939A	KCC-KOPIKO (NURSING)	BASIC	100%	24,622	\$7,387	\$492	\$0	\$191	\$0	\$0	\$0			\$683	0.07	
6939B	KCC-KOPIKO (NURSING)	BASIC	100%	13,338	\$4,001	\$67	\$0	\$103	\$0	\$200	\$0			\$370	0.02	
6939C	KCC-KOPIKO COMPLEX (ELEV)	SMALL	100%	571	\$100	\$0	\$0	\$0	\$0	\$0	\$0			\$0	0.00	
6935	KCC-LAMA (LIBRARY)	BASIC	100%	49,412	\$15,565	\$296	\$0	\$198	\$185	\$0	\$0			\$679	0.02	

Source: Reference Data - 2008

04/01/2008

Subusage: 'Athletic', 'Fac. Hsng.', 'GF', 'Other', 'Parking', 'Stdnt Hsng.', 'Stud. Fee'

10.2

BUILDING SUMMARY INFORMATION

Campus : KAP															
Building Cost Summary in \$(000's)															
Building Number	Building Name	Building Type	EG%	GSF	CRV	Backlog	5 Year Needs					Code & Safety	Other One-time Cost	Total	FCI
							2009	2010	2011	2012	2013				
6916	KCC-MAILE (DRAMA STUDIO)	SMALL	100%	4,352	\$762	\$0	\$0	\$239	\$0	\$0	\$0			\$239	0.00
6917	KCC-MAMANE (COMPUTER CT	COMPLEX	100%	3,744	\$1,872	\$417	\$0	\$0	\$0	\$150	\$112			\$680	0.22
6937	KCC-MANELE (COMMUNITY S	BASIC	100%	5,256	\$1,577	\$87	\$0	\$20	\$0	\$152	\$0			\$259	0.06
6938	KCC-MANONO (COMMUNITY S	BASIC	100%	6,787	\$2,036	\$153	\$0	\$25	\$0	\$197	\$0			\$375	0.08
6918	KCC-MOKIHANA (CLASSROOM	BASIC	100%	3,488	\$1,046	\$218	\$0	\$0	\$0	\$17	\$63			\$298	0.21
6929	KCC-NAIO (MEDIA CENTER)	BASIC	100%	19,235	\$5,771	\$0	\$0	\$563	\$0	\$0	\$0			\$563	0.00
6930	KCC-OHELO (FINE DINING)	BASIC	100%	32,904	\$9,871	\$1,974	\$0	\$123	\$0	\$0	\$0			\$2,098	0.20
6928	KCC-OHIA (CAMPUS CENTER	BASIC	0%	38,579	\$11,574	\$2,122	\$0	\$550	\$0	\$0	\$0			\$2,672	0.18
6940	KCC-OLAPA (HOTEL OPERAT	BASIC	100%	23,840	\$7,152	\$393	\$0	\$542	\$0	\$0	\$119			\$1,055	0.06
6934	KCC-OLONA	BASIC	100%	14,934	\$4,480	\$411	\$0	\$340	\$0	\$0	\$0			\$750	0.09
6931	KCC-OLOPUA (MAINTENANCE	BASIC	100%	5,400	\$1,620	\$0	\$0	\$0	\$55	\$0	\$0			\$55	0.00
6931B	KCC-STORAGE	SMALL	100%	131	\$23	\$0	\$0	\$0	\$0	\$0	\$0			\$0	0.00
KAP Total				406,570	\$121,768	\$8,115	\$2,315	\$4,798	\$1,003	\$801	\$674	\$4,867	\$0	\$22,573	0.07

Source: Reference Data - 2008

04/01/2008

Subusage: 'Athletic', 'Fac. Hsng.', 'GF', 'Other', 'Parking', 'Stdnt Hsng.', 'Stud. Fee'

10.2

BUILDING SUMMARY INFORMATION

Campus : KAU															
Building Cost Summary in \$(000's)															
Building Number	Building Name	Building Type	EG%	GSF	CRV	Backlog	5 Year Needs					Code & Safety	Other One-time Cost	Total	FCI
							2009	2010	2011	2012	2013				
4468	KAUAI CC-A/C EQUIPMENT B	SMALL	100%	1,644	\$331	\$36	\$0	\$0	\$0	\$0	\$0			\$36	0.11
4466	KAUAI CC-AUTO BODY SHOP	BASIC	100%	12,619	\$4,354	\$457	\$0	\$0	\$0	\$0	\$0			\$457	0.10
4467	KAUAI CC-AUTOMOTIVE SHO	BASIC	100%	11,014	\$3,800	\$171	\$0	\$0	\$0	\$0	\$0			\$171	0.05
4476A	KAUAI CC-BUS SHELTER A	SMALL	100%	50	\$10	\$1	\$0	\$2	\$0	\$0	\$0			\$3	0.13
4476B	KAUAI CC-BUS SHELTER B	SMALL	100%	50	\$10	\$1	\$0	\$2	\$0	\$0	\$0			\$3	0.13
4465	KAUAI CC-CAMPUS CENTER B	BASIC	100%	31,478	\$10,860	\$181	\$0	\$0	\$0	\$0	\$0			\$181	0.02
4464	KAUAI CC-CARPENTRY SHOP	BASIC	100%	12,422	\$4,286	\$357	\$0	\$0	\$0	\$0	\$0			\$357	0.08
4473	KAUAI CC-CHILD CARE CENTE	SMALL	100%	1,260	\$254	\$24	\$0	\$0	\$0	\$0	\$0			\$24	0.09
4456E	KAUAI CC-COMMUNITY SVC P	SMALL	100%	1,214	\$244	\$27	\$0	\$0	\$0	\$0	\$0			\$27	0.11
4463G	KAUAI CC-COMMUNITY SVC P	SMALL	100%	864	\$174	\$19	\$0	\$0	\$0	\$0	\$0			\$19	0.11
4463J	KAUAI CC-COMMUNITY SVC P	SMALL	100%	896	\$180	\$0	\$0	\$0	\$0	\$0	\$0			\$0	0.00
4463	KAUAI CC-ELECTRONIC TEC	COMPLEX	100%	14,712	\$8,459	\$254	\$0	\$0	\$0	\$0	\$0			\$254	0.03
4454D	KAUAI CC-EMS PORTABLE	SMALL	100%	672	\$135	\$0	\$0	\$0	\$0	\$0	\$0			\$0	0.00
4456A	KAUAI CC-FACULTY BLDG#1	SMALL	100%	3,039	\$612	\$135	\$0	\$0	\$0	\$0	\$0			\$135	0.22
4456B	KAUAI CC-FACULTY BLDG#2	SMALL	100%	2,816	\$567	\$125	\$0	\$0	\$0	\$0	\$0			\$125	0.22
4456C	KAUAI CC-FACULTY PORTABL	SMALL	100%	720	\$145	\$46	\$0	\$0	\$0	\$0	\$0			\$46	0.31
4459A	KAUAI CC-FINE ARTS BLDG#	SMALL	100%	3,581	\$721	\$226	\$0	\$0	\$0	\$0	\$0			\$226	0.31
4459B	KAUAI CC-FINE ARTS BLDG#	BASIC	100%	6,473	\$2,233	\$74	\$134	\$0	\$0	\$0	\$0			\$208	0.03
4478	KAUAI CC-GREENHOUSE #1	SMALL	100%	2,400	\$483	\$38	\$0	\$0	\$0	\$0	\$0			\$38	0.08
4458A	KAUAI CC-HAWAIIAN STUDIE	SMALL	100%	864	\$174	\$0	\$0	\$0	\$0	\$0	\$0			\$0	0.00
4474A	KAUAI CC-JTPA CLASSROOM	SMALL	100%	943	\$190	\$21	\$0	\$0	\$0	\$0	\$0			\$21	0.11

Source: Reference Data - 2008

04/01/2008

Subusage: 'Athletic', 'Fac. Hsng.', 'GF', 'Other', 'Parking', 'Stdnt Hsng.', 'Stud. Fee'

10.2

BUILDING SUMMARY INFORMATION

Campus : KAU															
Building Cost Summary in \$(000's)															
Building Number	Building Name	Building Type	EG%	GSF	CRV	Backlog	5 Year Needs					Code & Safety	Other One-time Cost	Total	FCI
							2009	2010	2011	2012	2013				
4474B	KAUAI CC-JTPA RESTROOM	SMALL	100%	272	\$59	\$17	\$0	\$0	\$0	\$0	\$0			\$17	0.31
4477	KAUAI CC-KWAI YI TING GAZ	SMALL	100%	560	\$113	\$0	\$0	\$0	\$0	\$0	\$0			\$0	0.00
4455	KAUAI CC-LRC/ADMIN	BASIC	100%	40,731	\$14,052	\$1,639	\$843	\$0	\$0	\$0	\$0			\$2,483	0.12
4463C	KAUAI CC-MACHINE SHOP	BASIC	100%	5,259	\$1,814	\$0	\$0	\$54	\$0	\$0	\$254			\$308	0.00
4469	KAUAI CC-MAINTENANCE BLD	SIMPLE	100%	6,792	\$976	\$0	\$29	\$0	\$0	\$0	\$0			\$29	0.00
4462	KAUAI CC-MULTI-FUNCTION C	BASIC	100%	7,880	\$2,719	\$0	\$0	\$0	\$0	\$0	\$0			\$0	0.00
4453	KAUAI CC-NATURAL SCIENCE	COMPLEX	100%	14,010	\$8,056	\$886	\$0	\$483	\$0	\$0	\$0			\$1,369	0.11
4454C	KAUAI CC-NURSING PORTABL	SMALL	100%	672	\$135	\$0	\$0	\$0	\$0	\$0	\$0			\$0	0.00
4454	KAUAI CC-NURSING/BUS EDU	BASIC	100%	16,168	\$5,578	\$446	\$335	\$0	\$0	\$0	\$0			\$781	0.08
4464A	KAUAI CC-PHYSICAL EDUCAT	SMALL	100%	484	\$97	\$31	\$0	\$0	\$0	\$0	\$0			\$31	0.31
4471	KAUAI CC-POWER GENERATO	SMALL	100%	552	\$111	\$0	\$0	\$0	\$0	\$0	\$0			\$0	0.00
4456D	KAUAI CC-SMALL BUSINESS P	SMALL	100%	720	\$145	\$46	\$0	\$0	\$0	\$0	\$0			\$46	0.31
4458	KAUAI CC-SOCIAL SCIENCE	BASIC	100%	5,104	\$1,761	\$122	\$0	\$53	\$0	\$0	\$194			\$368	0.07
4472	KAUAI CC-SWG TRTMNT (not	SMALL	100%	264	\$53	\$0	\$0	\$0	\$0	\$0	\$0			\$0	0.00
4461	KAUAI CC-THEATER	BASIC	100%	31,063	\$10,717	\$0	\$536	\$0	\$0	\$0	\$0			\$536	0.00
4463F	KAUAI CC-TRADES OFFICES F	SMALL	100%	884	\$178	\$28	\$0	\$0	\$0	\$0	\$0			\$28	0.16
4464C	KAUAI CC-WEIGHT ROOM	SMALL	100%	1,053	\$212	\$0	\$7	\$0	\$0	\$60	\$0			\$67	0.00
4463A	KAUAI CC-WELDING SHOP#1	BASIC	100%	11,005	\$3,797	\$190	\$0	\$0	\$0	\$0	\$0			\$190	0.05
4463B	KAUAI CC-WELDING SHOP#2	SMALL	100%	2,475	\$498	\$157	\$0	\$0	\$0	\$0	\$0			\$157	0.31
KAU Total				255,679	\$89,287	\$5,755	\$1,884	\$594	\$0	\$60	\$448			\$8,740	0.06

Source: Reference Data - 2008

04/01/2008

Subusage: 'Athletic', 'Fac. Hsng.', 'GF', 'Other', 'Parking', 'Stdnt Hsng.', 'Stud. Fee'

10.2

BUILDING SUMMARY INFORMATION

Campus : LEE															
Building Cost Summary in \$(000's)															
Building Number	Building Name	Building Type	EG%	GSF	CRV	Backlog	5 Year Needs					Code & Safety	Other One-time Cost	Total	FCI
							2009	2010	2011	2012	2013				
7876	LCC-ADMINISTRATION (B)	BASIC	100%	19,523	\$5,857	\$791	\$0	\$132	\$0	\$0	\$0			\$922	0.14
7883	LCC-ARTS & MUSIC BLDG (F-1)	BASIC	100%	14,591	\$4,377	\$460	\$131	\$0	\$321	\$98	\$0			\$1,010	0.10
7890	LCC-AUTOMOTIVE SHOP	BASIC	100%	41,065	\$12,320	\$370	\$1,355	\$0	\$370	\$0	\$0			\$2,094	0.03
7878	LCC-BIOLOGICAL SCIENCES (C)	COMPLEX	100%	23,701	\$11,851	\$1,493	\$0	\$0	\$160	\$912	\$0			\$2,566	0.13
7887	LCC-BUS SHELTER	SMALL	100%	444	\$78	\$0	\$0	\$0	\$0	\$0	\$0			\$0	0.00
7886	LCC-BUSINESS EDUCATION (C)	BASIC	100%	23,564	\$7,069	\$837	\$0	\$0	\$0	\$159	\$0			\$996	0.12
7881	LCC-DRAFTING TECHNOLOGY	BASIC	100%	27,651	\$8,295	\$740	\$0	\$0	\$0	\$0	\$608			\$1,348	0.09
7895	LCC-ELECTRIC POWER VAULT	SMALL	100%	560	\$98	\$0	\$0	\$0	\$0	\$0	\$0			\$0	0.00
7884	LCC-FINE ARTS BLDG (F-2)	BASIC	100%	23,815	\$7,145	\$488	\$357	\$0	\$0	\$0	\$0			\$845	0.07
7880	LCC-GENERAL TECHNOLOGY (C)	BASIC	100%	23,472	\$7,042	\$992	\$0	\$0	\$0	\$117	\$0			\$1,109	0.14
7889	LCC-LANGUAGE ARTS (J-1)	BASIC	100%	27,747	\$8,324	\$874	\$0	\$0	\$0	\$1,041	\$0			\$1,915	0.10
7875	LCC-LIBRARY	BASIC	100%	40,663	\$12,809	\$1,322	\$0	\$274	\$1,423	\$0	\$0			\$3,019	0.10
7894A	LCC-MAINT & OPERATIONS F	SMALL	100%	3,600	\$630	\$0	\$0	\$0	\$198	\$0	\$0			\$198	0.00
7894B	LCC-MAINT & OPERATIONS F	SMALL	100%	717	\$125	\$0	\$0	\$0	\$0	\$0	\$0			\$0	0.00
7879	LCC-MATH-SCIENCES (C-3)	BASIC	100%	20,106	\$6,032	\$633	\$0	\$0	\$0	\$442	\$0			\$1,076	0.10
7899B	LCC-OBSERVATORY 2	SMALL	100%	600	\$105	\$0	\$0	\$0	\$0	\$0	\$0			\$0	0.00
7899A	LCC-OBSERVATORY1	SMALL	100%	144	\$25	\$0	\$0	\$0	\$0	\$0	\$0			\$0	0.00
7896	LCC-OCET PORTABLE (ADMIN)	SMALL	100%	1,820	\$319	\$0	\$0	\$0	\$0	\$0	\$0			\$0	0.00
7897	LCC-OCET PORTABLE (CR)	SMALL	100%	1,820	\$319	\$0	\$0	\$0	\$0	\$0	\$0			\$0	0.00
7898	LCC-OCET PORTABLE (CR)	SMALL	100%	1,820	\$319	\$0	\$0	\$0	\$0	\$0	\$0			\$0	0.00
7877	LCC-PHYSICAL-SCIENCES (C-	BASIC	100%	23,708	\$7,112	\$747	\$522	\$0	\$160	\$0	\$0			\$1,428	0.11

Source: Reference Data - 2008

04/01/2008

Subusage: 'Athletic', 'Fac. Hsng.', 'GF', 'Other', 'Parking', 'Stdnt Hsng.', 'Stud. Fee'

10.2

BUILDING SUMMARY INFORMATION

Campus : LEE															
Building Cost Summary in \$(000's)															
Building Number	Building Name	Building Type	EG%	GSF	CRV	Backlog	5 Year Needs					Code & Safety	Other One-time Cost	Total	FCI
							2009	2010	2011	2012	2013				
7891A	LCC-RELOCATABLE-MENS SHK	SMALL	100%	373	\$69	\$0	\$0	\$0	\$0	\$21	\$0			\$21	0.00
7891B	LCC-RELOCATABLE-WOMENS	SMALL	100%	373	\$69	\$0	\$0	\$0	\$0	\$21	\$0			\$21	0.00
7882	LCC-STUDENT CENTER BLDG	BASIC	100%	43,323	\$12,997	\$1,223	\$0	\$0	\$524	\$0	\$292			\$2,039	0.09
7885	LCC-THEATER (F-3)	BASIC	100%	53,557	\$16,067	\$1,687	\$1,392	\$0	\$0	\$0	\$0			\$3,080	0.11
LEE Total				418,757	\$129,443	\$12,655	\$3,758	\$406	\$3,156	\$2,811	\$901			\$23,687	0.10

Source: Reference Data - 2008

04/01/2008

Subusage: 'Athletic', 'Fac. Hsng.', 'GF', 'Other', 'Parking', 'Stdnt Hsng.', 'Stud. Fee'

10.2

University of Hawai'i Facilities Renewal Reinvestment Study

BUILDING SUMMARY INFORMATION

Campus : MAU															
Building Cost Summary in \$(000's)															
Building Number	Building Name	Building Type	EG%	GSF	CRV	Backlog	5 Year Needs					Code & Safety	Other One-time Cost	Total	FCI
							2009	2010	2011	2012	2013				
5015	Education Center (Molokai)	BASIC	100%	10,950	\$4,271	\$0	\$0	\$0	\$0	\$0	\$0			\$0	0.00
00	MCC Campuswide DM	SMALL	100%	1	\$0	\$0	\$0	\$0	\$0	\$0	\$0	\$1,808	\$704	\$2,512	0.00
2228	MCC- POWER VAULT B	SMALL	100%	756	\$132	\$0	\$0	\$0	\$0	\$0	\$0			\$0	0.00
2234	MCC-AG STORAGE BLDG	SMALL	100%	1,920	\$336	\$0	\$0	\$0	\$0	\$0	\$0			\$0	0.00
2230	MCC-AIR CONDITIONER/STO	SMALL	100%	1,747	\$306	\$0	\$0	\$96	\$0	\$0	\$0			\$96	0.00
2223	MCC-AUTO BODY SHOP	BASIC	100%	8,193	\$2,458	\$44	\$11	\$0	\$0	\$0	\$0			\$55	0.02
2201	MCC-AUTO SHOP BLDG	BASIC	100%	9,342	\$2,803	\$181	\$140	\$0	\$0	\$0	\$0	\$500	\$0	\$821	0.06
2202	MCC-BUILDING TRADES SHO	BASIC	100%	5,912	\$1,774	\$8	\$195	\$0	\$0	\$0	\$0			\$203	0.00
2208	MCC-BUSINESS EDUCATION B	BASIC	100%	15,744	\$4,723	\$0	\$0	\$0	\$0	\$0	\$0			\$0	0.00
2204	MCC-CARPENTRY SHOP	BASIC	100%	7,535	\$2,261	\$10	\$249	\$0	\$0	\$0	\$0			\$259	0.00
2207	MCC-CERAMICS BLDG	SMALL	100%	2,538	\$444	\$140	\$0	\$0	\$0	\$0	\$0			\$140	0.31
2238A	MCC-CHILLER/TRASH ENCLOS	SMALL	100%	760	\$133	\$0	\$0	\$0	\$0	\$0	\$0			\$0	0.00
2236	MCC-CLASSROOM	SMALL	100%	3,325	\$582	\$0	\$0	\$0	\$0	\$0	\$0	\$0	\$60	\$60	0.00
2216	MCC-CLASSROOM HALE 2216	SMALL	100%	770	\$135	\$0	\$0	\$0	\$0	\$0	\$0			\$0	0.00
2217	MCC-CLASSROOM HALE 2217	SMALL	100%	770	\$135	\$0	\$0	\$0	\$0	\$0	\$0			\$0	0.00
2218	MCC-CLASSROOM HALE 2218	SMALL	100%	770	\$135	\$0	\$0	\$0	\$0	\$0	\$0			\$0	0.00
2219	MCC-CLASSROOM HALE 2219	SMALL	100%	770	\$135	\$0	\$0	\$0	\$0	\$0	\$0			\$0	0.00
2205	MCC-COMMUNITY SERVICE B	SMALL	100%	2,328	\$407	\$64	\$0	\$0	\$0	\$0	\$0			\$64	0.16
2211	MCC-COMPRESSOR BLDG	SMALL	100%	320	\$56	\$18	\$0	\$0	\$0	\$0	\$0			\$18	0.31
2248A	MCC-DORMITORY BLDG A	BASIC	0%	3,645	\$1,094	\$0	\$0	\$0	\$153	\$0	\$0			\$153	0.00
2248C	MCC-DORMITORY BLDG B	BASIC	0%	3,629	\$1,089	\$0	\$0	\$0	\$152	\$0	\$0			\$152	0.00

Source: Reference Data - 2008

04/01/2008

Subusage: 'Athletic', 'Fac. Hsng.', 'GF', 'Other', 'Parking', 'Stdnt Hsng.', 'Stud. Fee'

10.2

BUILDING SUMMARY INFORMATION

Campus : MAU															
Building Cost Summary in \$(000's)															
Building Number	Building Name	Building Type	EG%	GSF	CRV	Backlog	5 Year Needs					Code & Safety	Other One-time Cost	Total	FCI
							2009	2010	2011	2012	2013				
2248D	MCC-DORMITORY BLDG C	BASIC	0%	3,629	\$1,089	\$0	\$0	\$0	\$152	\$0	\$0			\$152	0.00
2201A	MCC-DRUM STORAGE	SMALL	100%	277	\$48	\$0	\$0	\$0	\$0	\$0	\$0			\$0	0.00
2220	MCC-FACULTY HALE 2220	SMALL	100%	2,567	\$449	\$113	\$0	\$0	\$0	\$0	\$0			\$113	0.25
2233	MCC-HIIPOI (CHILD CARE)	SMALL	100%	1,200	\$210	\$0	\$0	\$0	\$0	\$0	\$0			\$0	0.00
2239A	MCC-HOOULU (AG CLASSROO	SMALL	100%	4,889	\$856	\$134	\$0	\$0	\$0	\$0	\$0			\$134	0.16
2239B	MCC-HOOULU (AG GREENHO	BASIC	100%	7,920	\$2,376	\$0	\$0	\$0	\$0	\$0	\$0			\$0	0.00
2249	MCC-KA LAMA (BUSINESS ED	BASIC	100%	42,948	\$12,884	\$290	\$644	\$0	\$0	\$0	\$0	\$0	\$60	\$994	0.02
2252	MCC-KAAIKE (MEDIA-TELECO	BASIC	100%	40,380	\$12,114	\$0	\$0	\$0	\$0	\$0	\$0			\$0	0.00
2250	MCC-KUPAA (CLASSRM/LABS	BASIC	100%	18,926	\$5,678	\$0	\$0	\$284	\$0	\$0	\$0	\$0	\$60	\$344	0.00
2225	MCC-LANGUAGE LAB	SMALL	100%	1,638	\$287	\$0	\$0	\$0	\$0	\$0	\$0			\$0	0.00
2251	MCC-LAULIMA (OCET)	BASIC	100%	31,943	\$9,583	\$0	\$0	\$0	\$0	\$0	\$0	\$0	\$60	\$60	0.00
2248B	MCC-LAUNDRY-REC FACILIT	SMALL	100%	2,253	\$394	\$0	\$0	\$0	\$0	\$0	\$0			\$0	0.00
2237	MCC-LEARNING SKILLS	BASIC	100%	8,088	\$2,426	\$0	\$83	\$0	\$0	\$0	\$0	\$0	\$60	\$143	0.00
2224	MCC-LIBRARY/MEDIA BLDG	BASIC	100%	25,407	\$8,003	\$42	\$0	\$0	\$0	\$0	\$0			\$42	0.01
2235	MCC-MAINTENANCE FACILIT	SMALL	100%	4,519	\$791	\$50	\$0	\$0	\$0	\$0	\$0			\$50	0.06
2215	MCC-MULTIPURPOSE BLDG	SMALL	100%	4,906	\$859	\$0	\$0	\$0	\$0	\$0	\$0			\$0	0.00
2238	MCC-NURSING	SMALL	100%	4,531	\$793	\$0	\$0	\$0	\$0	\$0	\$0	\$0	\$60	\$60	0.00
2226	MCC-NURSING ANNEX LAB	SMALL	100%	1,389	\$243	\$0	\$0	\$0	\$0	\$0	\$0			\$0	0.00
2203A	MCC-OXYACETYLENE STORA	SMALL	100%	107	\$19	\$0	\$0	\$0	\$0	\$0	\$0			\$0	0.00
2253	MCC-PAINA (CULINARY)	BASIC	100%	37,570	\$11,271	\$449	\$0	\$0	\$0	\$0	\$0			\$449	0.04
2222	MCC-PAVILION	SMALL	100%	747	\$131	\$0	\$0	\$0	\$0	\$0	\$0			\$0	0.00

Source: Reference Data - 2008

04/01/2008

Subusage: 'Athletic', 'Fac. Hsng.', 'GF', 'Other', 'Parking', 'Stdnt Hsng.', 'Stud. Fee'

10.2

BUILDING SUMMARY INFORMATION

Campus : MAU															
Building Cost Summary in \$(000's)															
Building Number	Building Name	Building Type	EG%	GSF	CRV	Backlog	5 Year Needs					Code & Safety	Other One-time Cost	Total	FCI
							2009	2010	2011	2012	2013				
2231	MCC-PHYSICAL ED LOCKER-S	BASIC	100%	7,082	\$2,125	\$0	\$0	\$48	\$0	\$0	\$71			\$119	0.00
2212	MCC-POWER VAULT A	SMALL	100%	263	\$46	\$0	\$0	\$0	\$0	\$0	\$0			\$0	0.00
2227	MCC-RESTROOM	SMALL	100%	798	\$140	\$0	\$0	\$0	\$0	\$0	\$0			\$0	0.00
2221	MCC-SCIENCE BLDG	COMPLEX	100%	14,914	\$7,457	\$0	\$0	\$101	\$0	\$0	\$0			\$101	0.00
2204A	MCC-STORAGE A	SMALL	100%	144	\$25	\$4	\$0	\$0	\$0	\$0	\$0			\$4	0.16
2204B	MCC-STORAGE B	SMALL	100%	67	\$12	\$0	\$0	\$0	\$0	\$0	\$0			\$0	0.00
2204C	MCC-STORAGE C	SMALL	100%	167	\$29	\$0	\$0	\$0	\$0	\$0	\$0			\$0	0.00
2232	MCC-STUDENT CENTER BLDG	BASIC	100%	41,786	\$12,536	\$167	\$0	\$0	\$0	\$0	\$0			\$167	0.01
2214	MCC-UH CO-OP EXTENSION S	SMALL	100%	4,635	\$811	\$0	\$0	\$0	\$0	\$0	\$0			\$0	0.00
2203	MCC-WELDING SHOP	BASIC	100%	5,912	\$1,774	\$0	\$195	\$0	\$0	\$0	\$0			\$195	0.00
5051	New Farm Classroom (Molokai	SMALL	100%	1,280	\$291	\$0	\$0	\$0	\$0	\$0	\$0			\$0	0.00
MAU Total				404,607	\$119,155	\$1,714	\$1,517	\$528	\$458	\$0	\$71	\$2,308	\$1,064	\$7,660	0.01

Source: Reference Data - 2008

04/01/2008

Subusage: 'Athletic', 'Fac. Hsng.', 'GF', 'Other', 'Parking', 'Stdnt Hsng.', 'Stud. Fee'

10.2

BUILDING SUMMARY INFORMATION

Campus : UHH															
Building Cost Summary in \$(000's)															
Building Number	Building Name	Building Type	EG%	GSF	CRV	Backlog	5 Year Needs					Code & Safety	Other One-time Cost	Total	FCI
							2009	2010	2011	2012	2013				
3321	AUTO BODY	BASIC	100%	13,960	\$5,539	\$0	\$0	\$0	\$754	\$0	\$0			\$754	0.00
3322	AUTO MECHANICS	BASIC	100%	13,960	\$4,816	\$0	\$0	\$0	\$690	\$0	\$0			\$690	0.00
9335	BANK OF HAWAII BLDG DOW	BASIC	100%	13,801	\$4,761	\$0	\$0	\$0	\$0	\$0	\$0			\$0	0.00
3300A	BUSINESS OFFICE	SMALL	100%	5,176	\$1,042	\$327	\$0	\$0	\$0	\$0	\$0			\$327	0.31
0	Baseball Grandstand	BASIC	100%	7,200	\$2,484	\$0	\$0	\$0	\$0	\$0	\$0			\$0	0.00
0	Baseball Restrooms and Store	SMALL	100%	3,600	\$724	\$0	\$0	\$228	\$0	\$0	\$0			\$228	0.00
3323	DIESEL	BASIC	100%	12,480	\$4,306	\$0	\$0	\$0	\$57	\$0	\$689			\$746	0.00
0	Fish Hatchery Greenhouse	COMPLEX	100%	4,800	\$2,760	\$1,201	\$0	\$0	\$0	\$0	\$0			\$1,201	0.43
0	Keaukaha Mech. Bldg 1	SMALL	100%	1,139	\$229	\$288	\$0	\$0	\$0	\$0	\$0			\$288	1.26
0	Keaukaha Admin Bldg	SMALL	100%	2,232	\$449	\$565	\$0	\$0	\$0	\$0	\$0			\$565	1.26
0	Keaukaha Pavilion	SMALL	100%	1,293	\$260	\$327	\$0	\$0	\$0	\$0	\$0			\$327	1.26
0	Keaukaha Mech Bldg 2	SMALL	100%	1,173	\$236	\$297	\$0	\$0	\$0	\$0	\$0			\$297	1.26
0	MAINTENANCE SHED	SMALL	100%	1,000	\$201	\$158	\$0	\$0	\$0	\$0	\$0			\$158	0.79
3345F	Mens Locker	SMALL	100%	1,835	\$369	\$116	\$0	\$0	\$0	\$0	\$0			\$116	0.31
9381	No H Ed and Res Center Ph 2	BASIC	100%	4,590	\$1,584	\$198	\$0	\$0	\$0	\$0	\$0			\$198	0.12
9381	No H Ed and Res Ctr Ph 1	BASIC	100%	8,653	\$2,985	\$373	\$0	\$0	\$0	\$0	\$0			\$373	0.12
9381	No H Ed and Res Ctr Ph 2	BASIC	100%	4,781	\$1,649	\$206	\$0	\$0	\$0	\$0	\$0			\$206	0.13
3374Q	PANAWEA Aquaculture Green	SMALL	100%	4,032	\$811	\$0	\$0	\$0	\$0	\$0	\$0			\$0	0.00
3374Q	PANAWEA Cattle Barn	SMALL	100%	1,344	\$270	\$0	\$85	\$0	\$0	\$0	\$0			\$85	0.00
3374Q	PANAWEA Heavy Steel Machi	SMALL	100%	5,500	\$1,107	\$0	\$0	\$348	\$0	\$0	\$0			\$348	0.00
3374L	PANAWEA Sheep and Goat Ba	SMALL	100%	2,880	\$580	\$182	\$0	\$0	\$0	\$0	\$0			\$182	0.31

Source: Reference Data - 2008

04/01/2008

Subusage: 'Athletic', 'Fac. Hsng.', 'GF', 'Other', 'Parking', 'Stdnt Hsng.', 'Stud. Fee'

10.2

BUILDING SUMMARY INFORMATION

Campus : UHH															
Building Cost Summary in \$(000's)															
Building Number	Building Name	Building Type	EG%	GSF	CRV	Backlog	5 Year Needs					Code & Safety	Other One-time Cost	Total	FCI
							2009	2010	2011	2012	2013				
3374Q	PANAWEA Swine House No:2	SMALL	100%	320	\$64	\$0	\$0	\$0	\$0	\$0	\$20			\$20	0.00
3374E	PANAWEA-AQUACULTURE	SMALL	100%	960	\$193	\$61	\$0	\$0	\$0	\$0	\$0			\$61	0.31
3374	PANAWEA-CONLEY GABLE GR	SMALL	100%	7,200	\$1,449	\$455	\$0	\$0	\$0	\$0	\$0			\$455	0.31
3374D	PANAWEA-GREENHOUSE	SMALL	100%	7,200	\$1,449	\$0	\$0	\$0	\$0	\$0	\$0			\$0	0.00
3374F	PANAWEA-GREENHSE F	SMALL	100%	6,480	\$1,304	\$205	\$0	\$0	\$0	\$0	\$0			\$205	0.16
3374G	PANAWEA-GREENHSE G	SMALL	100%	6,480	\$1,304	\$205	\$0	\$0	\$0	\$0	\$0			\$205	0.16
3374P	PANAWEA-HORSE FACILITY	SMALL	100%	4,320	\$869	\$0	\$0	\$0	\$0	\$0	\$0			\$0	0.00
3374B	PANAWEA-LAB BLDG	SMALL	100%	861	\$173	\$0	\$54	\$0	\$0	\$0	\$0			\$54	0.00
3374A	PANAWEA-MANAGERS HOUS	SMALL	100%	1,452	\$292	\$230	\$0	\$0	\$0	\$0	\$0			\$230	0.79
3374M	PANAWEA-PESTICIDE STORA	SMALL	100%	180	\$36	\$0	\$0	\$0	\$0	\$0	\$0			\$0	0.00
3374C	PANAWEA-SWINE BLDG	SMALL	100%	1,815	\$365	\$0	\$0	\$0	\$0	\$0	\$115			\$115	0.00
3374Q	Panaewa Aquaculture	SMALL	100%	4,032	\$811	\$0	\$0	\$0	\$0	\$0	\$0			\$0	0.00
3374Q	Panaewa-Covered Equine Are	SIMPLE	100%	19,950	\$2,868	\$0	\$0	\$0	\$0	\$0	\$0			\$0	0.00
3374Q	Panaewa-Machinery shed	SMALL	100%	1,632	\$328	\$0	\$0	\$0	\$0	\$0	\$0			\$0	0.00
0	Pearl Hatchery Greenhouse	SMALL	100%	4,800	\$966	\$0	\$0	\$0	\$0	\$0	\$0			\$0	0.00
0	Pearl Hatchery Greenhouse	COMPLEX	100%	4,800	\$2,760	\$0	\$0	\$0	\$0	\$0	\$0			\$0	0.00
9312	UH Hilo Museum and Astronor	COMPLEX	100%	38,262	\$22,001	\$0	\$0	\$0	\$0	\$0	\$0			\$0	0.00
3331-A	UHH - HALE KEHAU	BASIC	0%	5,000	\$1,725	\$209	\$82	\$0	\$0	\$0	\$0			\$291	0.12
00	UHH Campus-Wide DM	SMALL	100%	1	\$0	\$0	\$0	\$0	\$0	\$0	\$0	\$2,730	\$275	\$3,005	0.00
0	UHH Student Life Complex	BASIC	0%	21,634	\$14,927	\$0	\$0	\$0	\$0	\$0	\$0			\$0	0.00
3348	UHH WENTWORTH HALL (SCI	COMPLEX	100%	16,956	\$9,750	\$2,632	\$180	\$0	\$0	\$97	\$0			\$2,910	0.27

Source: Reference Data - 2008

04/01/2008

Subusage: 'Athletic', 'Fac. Hsng.', 'GF', 'Other', 'Parking', 'Stdnt Hsng.', 'Stud. Fee'

10.2

BUILDING SUMMARY INFORMATION

Campus : UHH															
Building Cost Summary in \$(000's)															
Building Number	Building Name	Building Type	EG%	GSF	CRV	Backlog	5 Year Needs					Code & Safety	Other One-time Cost	Total	FCI
							2009	2010	2011	2012	2013				
3348A	UHH- CHEMICAL STORAGE BL	COMPLEX	100%	912	\$524	\$0	\$0	\$0	\$0	\$16	\$9			\$25	0.00
3351	UHH- MARINE SCIENCE BUILD	COMPLEX	100%	9,636	\$5,541	\$222	\$0	\$0	\$0	\$0	\$0			\$222	0.04
3320C	UHH-ATHLETIC OFFICES	BASIC	100%	8,390	\$2,895	\$622	\$0	\$0	\$0	\$0	\$0			\$622	0.21
3300	UHH-AUXILIARY SERVICES	SMALL	100%	3,456	\$696	\$1,093	\$0	\$0	\$0	\$0	\$0			\$1,093	1.57
3346	UHH-BUS ED/COMPUTER CTR	BASIC	100%	23,034	\$7,947	\$1,040	\$0	\$106	\$0	\$761	\$0			\$1,907	0.13
3335	UHH-CHANCELLORS OFFICE	BASIC	100%	3,750	\$1,294	\$71	\$0	\$68	\$0	\$0	\$0			\$139	0.06
3345A	UHH-COLLEGE HALL, A&B	BASIC	100%	14,861	\$5,127	\$996	\$0	\$0	\$0	\$0	\$0			\$996	0.19
3345C	UHH-COLLEGE HALL, C	BASIC	100%	9,515	\$3,283	\$120	\$156	\$164	\$0	\$0	\$0			\$440	0.04
3319	UHH-COLLEGE OF AGRICULTU	BASIC	100%	8,115	\$2,800	\$294	\$37	\$37	\$0	\$308	\$0			\$677	0.10
3336	UHH-Campus Center Building	BASIC	100%	49,945	\$17,231	\$5,617	\$0	\$0	\$0	\$0	\$0			\$5,617	0.33
3320B	UHH-GYMNASIUM	BASIC	100%	12,960	\$4,471	\$652	\$0	\$0	\$0	\$0	\$0			\$652	0.15
3330A	UHH-HALE IKENA, A/B	BASIC	0%	10,342	\$3,568	\$259	\$0	\$0	\$0	\$155	\$0			\$413	0.07
3330C	UHH-HALE IKENA, C	BASIC	0%	6,572	\$2,267	\$164	\$0	\$0	\$0	\$98	\$0			\$263	0.07
3330D	UHH-HALE IKENA, D	BASIC	0%	7,950	\$2,743	\$199	\$0	\$0	\$0	\$119	\$0			\$318	0.07
3330E	UHH-HALE IKENA, E	BASIC	0%	11,793	\$4,069	\$295	\$0	\$0	\$0	\$176	\$0			\$471	0.07
3330F	UHH-HALE IKENA, F	BASIC	0%	11,793	\$4,069	\$295	\$0	\$0	\$0	\$176	\$0			\$471	0.07
3330G	UHH-HALE IKENA, G	BASIC	0%	5,922	\$2,043	\$148	\$0	\$0	\$0	\$89	\$0			\$237	0.07
3330H	UHH-HALE IKENA, H-MULTI-P	BASIC	0%	5,184	\$1,788	\$0	\$0	\$0	\$0	\$167	\$0			\$167	0.00
3347	UHH-HALE KANILEHUA DORM	BASIC	0%	13,799	\$4,761	\$837	\$0	\$0	\$0	\$0	\$0			\$837	0.18
3343	UHH-HALE KAUANOE-DORM I	BASIC	0%	33,636	\$11,604	\$1,538	\$0	\$0	\$0	\$0	\$503			\$2,040	0.13
3331	UHH-HALE KEHAU DORMITOR	BASIC	0%	61,593	\$21,250	\$1,275	\$0	\$1,062	\$0	\$0	\$0			\$2,337	0.06

Source: Reference Data - 2008

04/01/2008

Subusage: 'Athletic', 'Fac. Hsng.', 'GF', 'Other', 'Parking', 'Stdnt Hsng.', 'Stud. Fee'

10.2

BUILDING SUMMARY INFORMATION

Campus : UHH															
Building Cost Summary in \$(000's)															
Building Number	Building Name	Building Type	EG%	GSF	CRV	Backlog	5 Year Needs					Code & Safety	Other One-time Cost	Total	FCI
							2009	2010	2011	2012	2013				
3333	UHH-KANAKAOLE HALL (EKH)	BASIC	100%	51,162	\$17,651	\$2,729	\$0	\$0	\$1,059	\$0	\$235			\$4,023	0.15
3334	UHH-LEARNING RESOURCES	BASIC	100%	95,853	\$33,069	\$1,777	\$441	\$0	\$1,984	\$0	\$703			\$4,905	0.05
3344	UHH-LIFE SCIENCE COMPLEX	COMPLEX	100%	14,916	\$8,577	\$943	\$0	\$210	\$0	\$0	\$0			\$1,154	0.11
3320A	UHH-LOCKER/SHOWER PE	BASIC	100%	9,750	\$3,364	\$684	\$0	\$0	\$0	\$0	\$0			\$684	0.20
3345E	UHH-MAINT COTTAGE	SMALL	100%	609	\$123	\$116	\$0	\$0	\$0	\$0	\$0			\$116	0.94
3345D	UHH-OLD GYM	BASIC	100%	9,088	\$3,135	\$272	\$42	\$400	\$0	\$209	\$0			\$922	0.09
3349A	UHH-PB# 1, GENERAL EDUCATION	SMALL	100%	1,400	\$282	\$89	\$0	\$0	\$0	\$0	\$0			\$89	0.31
3349B	UHH-PB# 2, HAW CC PROVOST	SMALL	100%	1,400	\$282	\$89	\$0	\$0	\$0	\$0	\$0			\$89	0.31
3349C	UHH-PB# 3, BUSINESS EDUCATION	SMALL	100%	1,400	\$282	\$89	\$0	\$0	\$0	\$0	\$0			\$89	0.31
3349D	UHH-PB# 4, BUSINESS EDUCATION	SMALL	100%	1,400	\$282	\$89	\$0	\$0	\$0	\$0	\$0			\$89	0.31
3341A	UHH-PB# 5, NURSING CLASSROOM	SMALL	100%	1,400	\$282	\$89	\$0	\$0	\$0	\$0	\$0			\$89	0.31
3341B	UHH-PB# 6, NURSING OFFICE	SMALL	100%	1,400	\$282	\$89	\$0	\$0	\$0	\$0	\$0			\$89	0.31
3341C	UHH-PB# 7, NURSING LAB	SMALL	100%	1,400	\$282	\$89	\$0	\$0	\$0	\$0	\$0			\$89	0.31
3339	UHH-PB# 8, MUSIC OFFICES	SMALL	100%	1,400	\$282	\$443	\$0	\$0	\$0	\$0	\$0			\$443	1.57
3339A	UHH-PB# 8A, MUSIC LABS	SMALL	100%	2,431	\$489	\$461	\$0	\$0	\$0	\$0	\$0			\$461	0.94
3340	UHH-PB# 9, BUSINESS/ECONOMICS	SMALL	100%	1,400	\$282	\$398	\$0	\$0	\$0	\$0	\$0			\$398	1.41
3337A	UHH-PB#10, PSYCH CLASSROOM	SMALL	100%	1,400	\$282	\$0	\$0	\$0	\$0	\$0	\$0			\$0	0.00
3337B	UHH-PB#11, PSYCH LABS	SMALL	100%	1,680	\$338	\$0	\$0	\$0	\$0	\$0	\$0			\$0	0.00
3337C	UHH-PB#12, OFFICES	SMALL	100%	2,520	\$507	\$0	\$0	\$0	\$0	\$0	\$0			\$0	0.00
3337D	UHH-PB#13, CLSRM/MBRS OFFICE	SMALL	100%	2,520	\$507	\$159	\$0	\$0	\$0	\$0	\$0			\$159	0.31
3337E	UHH-PB#14, SOCIOLOGY OFFICE	SMALL	100%	2,520	\$507	\$159	\$0	\$0	\$0	\$0	\$0			\$159	0.31

Source: Reference Data - 2008

04/01/2008

Subusage: 'Athletic', 'Fac. Hsng.', 'GF', 'Other', 'Parking', 'Stdnt Hsng.', 'Stud. Fee'

10.2

BUILDING SUMMARY INFORMATION

Campus : UHH															
Building Cost Summary in \$(000's)															
Building Number	Building Name	Building Type	EG%	GSF	CRV	Backlog	5 Year Needs					Code & Safety	Other One-time Cost	Total	FCI
							2009	2010	2011	2012	2013				
3337G	UHH-PB#18 HAWN STDY ADM	SMALL	100%	1,120	\$225	\$0	\$0	\$0	\$0	\$0	\$0			\$0	0.00
3337Ea	UHH-PB15	SMALL	100%	1,792	\$361	\$113	\$0	\$0	\$0	\$0	\$0			\$113	0.31
3337Eb	UHH-PB16	SMALL	100%	1,792	\$361	\$113	\$0	\$0	\$0	\$0	\$0			\$113	0.31
3337F	UHH-PB17 HAWN STDY ADM/	SMALL	100%	1,792	\$361	\$0	\$0	\$0	\$0	\$0	\$0			\$0	0.00
3338	UHH-STUDENT SERVICES	BASIC	100%	13,415	\$4,628	\$459	\$62	\$0	\$0	\$0	\$0			\$521	0.10
3342	UHH-THEATER	BASIC	100%	27,641	\$9,536	\$1,001	\$0	\$0	\$636	\$0	\$0			\$1,637	0.10
3301	UHH-UCB	BASIC	100%	78,376	\$27,040	\$0	\$0	\$0	\$0	\$0	\$110	\$0	\$0	\$110	0.00
3345G	UHH-WOMENS LOCKER	SMALL	100%	960	\$193	\$61	\$0	\$0	\$0	\$0	\$0			\$61	0.31
UHH Total				916,859	\$324,559	\$34,482	\$1,139	\$2,623	\$5,181	\$2,371	\$2,274	\$2,840	\$275	\$51,186	0.11

Source: Reference Data - 2008

04/01/2008

Subusage: 'Athletic', 'Fac. Hsng.', 'GF', 'Other', 'Parking', 'Stdnt Hsng.', 'Stud. Fee'

10.2

BUILDING SUMMARY INFORMATION

Campus : UHM															
Building Cost Summary in \$(000's)															
Building Number	Building Name	Building Type	EG%	GSF	CRV	Backlog	5 Year Needs					Code & Safety	Other One-time Cost	Total	FCI
							2009	2010	2011	2012	2013				
1124	Administrative Services Buildir	BASIC	100%	13,733	\$4,120	\$286	\$0	\$151	\$0	\$95	\$0			\$532	0.07
1124A	Administrative Services Buildir	BASIC	100%	5,040	\$1,512	\$76	\$0	\$195	\$0	\$29	\$0			\$299	0.05
1088	Agricultural Engineering Instit.	BASIC	100%	15,689	\$4,707	\$1,392	\$0	\$204	\$0	\$0	\$0			\$1,596	0.30
1210	Agricultural Science Facility	COMPLEX	100%	110,786	\$55,393	\$0	\$0	\$1,662	\$0	\$0	\$0			\$1,662	0.00
1010A	Agronomy & Soil Greenhouse	SMALL	100%	675	\$118	\$37	\$0	\$0	\$0	\$0	\$0			\$37	0.31
1010B	Agronomy & Soil Greenhouse	SMALL	100%	3,000	\$525	\$165	\$0	\$0	\$0	\$0	\$0			\$165	0.31
1010C	Agronomy & Soil Greenhouse	SMALL	100%	2,892	\$506	\$159	\$0	\$0	\$0	\$0	\$0			\$159	0.31
1010	Agronomy & Soil Laboratory	BASIC	100%	6,593	\$1,978	\$262	\$0	\$0	\$143	\$0	\$0			\$405	0.13
1108A	Air Force ROTC #1	SMALL	100%	2,025	\$354	\$0	\$111	\$0	\$0	\$0	\$0			\$111	0.00
1108B	Air Force ROTC #2	SMALL	100%	1,781	\$312	\$0	\$98	\$0	\$0	\$0	\$0			\$98	0.00
1212	Andrews Amphitheatre	SIMPLE	100%	10,800	\$1,553	\$0	\$0	\$0	\$0	\$0	\$0			\$0	0.00
1016	Architecture Building	BASIC	100%	58,000	\$17,400	\$933	\$0	\$0	\$131	\$0	\$0			\$1,063	0.05
1108Q	Army ROTC #3	SMALL	100%	1,400	\$245	\$77	\$0	\$0	\$0	\$0	\$0			\$77	0.31
1049	Art Building	BASIC	100%	157,462	\$47,239	\$630	\$0	\$0	\$0	\$0	\$0			\$630	0.01
1049	Art Building	COMPLEX	100%	157,462	\$78,731	\$6,298	\$0	\$2,362	\$0	\$0	\$0			\$8,660	0.08
1012	Astronomy, Institute for	BASIC	100%	55,400	\$16,620	\$2,507	\$0	\$0	\$0	\$997	\$0			\$3,504	0.15
1108G	Athletic Lettermans Club	SMALL	100%	2,160	\$378	\$0	\$0	\$0	\$0	\$0	\$0			\$0	0.00
1188	Auxiliary Services	COMPLEX	100%	24,336	\$12,168	\$1,539	\$0	\$633	\$0	\$2,044	\$0			\$4,216	0.13
1103B	Bachman Annex #10	SMALL	100%	1,680	\$294	\$0	\$0	\$0	\$0	\$0	\$92			\$92	0.00
1103C	Bachman Annex #11	SMALL	100%	1,738	\$304	\$0	\$0	\$0	\$0	\$0	\$96			\$96	0.00
1103D	Bachman Annex #12	SMALL	100%	1,754	\$307	\$0	\$0	\$0	\$0	\$0	\$96			\$96	0.00

Source: Reference Data - 2008

04/01/2008

Subusage: 'Athletic', 'Fac. Hsng.', 'GF', 'Other', 'Parking', 'Stdnt Hsng.', 'Stud. Fee'

10.2

University of Hawai'i Facilities Renewal Reinvestment Study

BUILDING SUMMARY INFORMATION

Campus : UHM															
Building Cost Summary in \$(000's)															
Building Number	Building Name	Building Type	EG%	GSF	CRV	Backlog	5 Year Needs					Code & Safety	Other One-time Cost	Total	FCI
							2009	2010	2011	2012	2013				
1103E	Bachman Annex #13	SMALL	100%	1,840	\$322	\$0	\$0	\$0	\$0	\$0	\$101			\$101	0.00
1024C	Bachman Annex #2 (Alumni &	SMALL	100%	1,768	\$309	\$0	\$0	\$0	\$0	\$0	\$97			\$97	0.00
1024	Bachman Annex #6 (Universi	SMALL	100%	1,768	\$309	\$0	\$0	\$0	\$0	\$0	\$97			\$97	0.00
1103A	Bachman Annex #9	SMALL	100%	1,700	\$298	\$0	\$0	\$0	\$0	\$0	\$94			\$94	0.00
1107	Bachman Hall	BASIC	100%	28,070	\$8,421	\$1,811	\$752	\$0	\$0	\$189	\$0			\$2,752	0.21
1126A	Bilger Addition	COMPLEX	100%	73,330	\$36,665	\$8,066	\$0	\$0	\$0	\$1,540	\$0			\$9,606	0.22
1126B	Bilger Annex #1	SMALL	100%	1,337	\$234	\$0	\$0	\$0	\$0	\$0	\$0			\$0	0.00
1126C	Bilger Annex #2	SMALL	100%	1,400	\$245	\$0	\$0	\$0	\$0	\$0	\$0			\$0	0.00
1126	Bilger Hall	BASIC	100%	74,906	\$22,472	\$300	\$0	\$0	\$0	\$4,288	\$0			\$4,588	0.01
1172	Biomedical Sciences Building	COMPLEX	100%	184,592	\$92,296	\$2,640	\$0	\$0	\$0	\$9,636	\$0			\$12,275	0.03
1172F	Biomedical Sciences Building M	BASIC	100%	15,000	\$4,500	\$0	\$0	\$0	\$0	\$0	\$0			\$0	0.00
1195C	Biophysics Lab (PBRC) - Ware	SIMPLE	100%	5,141	\$643	\$0	\$0	\$0	\$0	\$5	\$90			\$95	0.00
1077A	Building #77 A	SMALL	100%	4,000	\$700	\$0	\$0	\$0	\$0	\$0	\$0			\$0	0.00
1077B	Building #77 B (Globalization R	SMALL	100%	4,000	\$700	\$0	\$0	\$0	\$0	\$0	\$0			\$0	0.00
1037	Building 37 (ITS Building)	SMALL	100%	3,653	\$639	\$201	\$0	\$0	\$0	\$0	\$0			\$201	0.31
1136	CRCH Refrigeration Lab	SMALL	100%	1,566	\$274	\$0	\$0	\$0	\$0	\$0	\$0			\$0	0.00
1214	CTAHR Research Facility (Nex	SMALL	100%	259	\$45	\$14	\$0	\$0	\$0	\$0	\$0			\$14	0.31
1055	Campus Center	BASIC	0%	121,000	\$36,300	\$0	\$0	\$0	\$0	\$0	\$0			\$0	0.00
1149B	Campus Security, Relocatable	SMALL	100%	1,741	\$305	\$96	\$0	\$0	\$0	\$0	\$0			\$96	0.31
1069	Caretakers Cottage (Castle M	SMALL	100%	1,678	\$294	\$92	\$0	\$0	\$0	\$0	\$0			\$92	0.31
1080	Castle Annex	SMALL	100%	3,307	\$579	\$0	\$0	\$0	\$0	\$0	\$0			\$0	0.00

Source: Reference Data - 2008

04/01/2008

Subusage: 'Athletic', 'Fac. Hsng.', 'GF', 'Other', 'Parking', 'Stdnt Hsng.', 'Stud. Fee'

10.2

University of Hawai'i Facilities Renewal Reinvestment Study

BUILDING SUMMARY INFORMATION

Campus : UHM															
Building Cost Summary in \$(000's)															
Building Number	Building Name	Building Type	EG%	GSF	CRV	Backlog	5 Year Needs					Code & Safety	Other One-time Cost	Total	FCI
							2009	2010	2011	2012	2013				
1068	Castle Memorial Hall	BASIC	100%	28,484	\$9,827	\$2,288	\$0	\$0	\$367	\$0	\$0			\$2,655	0.23
1076A	Center for Korean Studies Pay	SMALL	100%	900	\$158	\$0	\$0	\$0	\$0	\$0	\$0			\$0	0.00
1185	College Hill	BASIC	100%	10,220	\$3,526	\$227	\$0	\$98	\$0	\$0	\$60			\$386	0.06
1214	Communication Vault (Lower C	SMALL	100%	475	\$83	\$0	\$0	\$0	\$0	\$0	\$0			\$0	0.00
1171A	Contracts & Grants	SMALL	100%	1,470	\$257	\$81	\$0	\$0	\$0	\$0	\$0			\$81	0.31
1116	Cooke Field - Equipment Store	SMALL	100%	4,160	\$728	\$0	\$0	\$0	\$0	\$0	\$0			\$0	0.00
1116A	Cooke Field - Restroom Facilit	SMALL	100%	1,500	\$263	\$83	\$0	\$0	\$0	\$0	\$0	\$1,365	\$0	\$1,448	0.31
1003A	Cottage #1	SMALL	100%	1,155	\$202	\$64	\$0	\$0	\$0	\$0	\$0			\$64	0.31
1003C	Cottage #3	SMALL	100%	1,155	\$202	\$64	\$0	\$0	\$0	\$0	\$0			\$64	0.31
1003D	Cottage #4	SMALL	100%	1,155	\$202	\$64	\$0	\$0	\$0	\$0	\$0			\$64	0.31
1057	Crawford Hall	BASIC	100%	24,662	\$8,508	\$0	\$63	\$0	\$0	\$0	\$551			\$615	0.00
1003B	Credit Union Office (Cottage #	SMALL	100%	1,309	\$229	\$72	\$0	\$0	\$0	\$0	\$0			\$72	0.31
1112	Dance Building	SMALL	100%	4,216	\$738	\$232	\$0	\$0	\$0	\$0	\$0			\$232	0.31
1030	Dean Hall	BASIC	100%	18,768	\$6,475	\$1,374	\$203	\$0	\$0	\$0	\$0			\$1,578	0.21
1171G	Disbursing Storage (Makai Car	SMALL	100%	885	\$155	\$49	\$0	\$0	\$0	\$0	\$0			\$49	0.31
1171H	Disbursing-PPMO Offices	SMALL	100%	3,210	\$562	\$177	\$0	\$0	\$0	\$0	\$0			\$177	0.31
1067	Dole Street Offices	BASIC	100%	7,400	\$2,220	\$96	\$0	\$163	\$0	\$0	\$235			\$494	0.04
1031C	Duplicating Services	SMALL	100%	4,767	\$834	\$0	\$0	\$0	\$0	\$0	\$0			\$0	0.00
1164	Edmundson Hall	BASIC	100%	43,480	\$13,044	\$4,674	\$0	\$0	\$0	\$0	\$326			\$5,000	0.36
1202A	Environmental Health and Saf	SMALL	100%	1,200	\$210	\$66	\$0	\$0	\$0	\$0	\$0			\$66	0.31
1202B	Environmental Health and Saf	SMALL	100%	1,200	\$210	\$66	\$0	\$0	\$0	\$0	\$0			\$66	0.31

Source: Reference Data - 2008

04/01/2008

Subusage: 'Athletic', 'Fac. Hsng.', 'GF', 'Other', 'Parking', 'Stdnt Hsng.', 'Stud. Fee'

10.2

BUILDING SUMMARY INFORMATION

Campus : UHM															
Building Cost Summary in \$(000's)															
Building Number	Building Name	Building Type	EG%	GSF	CRV	Backlog	5 Year Needs					Code & Safety	Other One-time Cost	Total	FCI
							2009	2010	2011	2012	2013				
1202C	Environmental Health and Saf	SMALL	100%	528	\$92	\$29	\$0	\$0	\$0	\$0	\$0			\$29	0.31
1202D	Environmental Health and Saf	SMALL	100%	528	\$92	\$0	\$0	\$0	\$0	\$0	\$29			\$29	0.00
1200	Environmental Protection Fac	SMALL	100%	2,856	\$500	\$157	\$0	\$0	\$0	\$0	\$0			\$157	0.31
1081	Everly Hall	BASIC	100%	20,625	\$6,188	\$415	\$681	\$0	\$0	\$0	\$206			\$1,301	0.07
1149C	Fire Safety Office, Relocatabl	SMALL	100%	1,757	\$307	\$97	\$0	\$0	\$0	\$0	\$0			\$97	0.31
1171C	Fiscal Services (Financial Man	SMALL	100%	1,303	\$228	\$72	\$0	\$0	\$0	\$0	\$0			\$72	0.31
1111	Food Sci&Tech Bld (Fd Prcng	BASIC	100%	9,281	\$2,784	\$555	\$0	\$0	\$37	\$0	\$0	\$100	\$0	\$692	0.20
1116C	Football Field - Equipment Sto	SMALL	100%	2,250	\$394	\$0	\$0	\$0	\$0	\$0	\$0			\$0	0.00
1013	Fruit Fly Laboratory	SMALL	100%	810	\$142	\$0	\$0	\$0	\$0	\$0	\$0			\$0	0.00
1013A	Fruit Fly Laboratory (USDA) #	COMPLEX	0%	3,870	\$1,935	\$0	\$0	\$0	\$0	\$0	\$0			\$0	0.00
1013B	Fruit Fly Laboratory (USDA) #	COMPLEX	0%	3,870	\$1,935	\$0	\$0	\$0	\$0	\$0	\$0			\$0	0.00
1013D	Fruit Fly Laboratory (USDA) #	SMALL	0%	2,619	\$458	\$0	\$0	\$0	\$0	\$0	\$0			\$0	0.00
1013C	Fruit Fly Laboratory (USDA) #	SMALL	0%	2,518	\$441	\$0	\$0	\$0	\$0	\$0	\$0			\$0	0.00
1013E	Fruit Fly Laboratory (USDA) #	SMALL	0%	1,368	\$239	\$0	\$0	\$0	\$0	\$0	\$0			\$0	0.00
1015	Gartley Hall	BASIC	100%	24,493	\$8,450	\$969	\$0	\$0	\$514	\$0	\$0			\$1,483	0.11
1161	Gateway House	BASIC	0%	75,283	\$22,585	\$696	\$0	\$0	\$0	\$1,016	\$2,428			\$4,141	0.03
1019	George Hall	BASIC	100%	47,761	\$16,478	\$522	\$45	\$224	\$797	\$788	\$0			\$2,375	0.03
1089	Gilmore Hall	BASIC	100%	73,180	\$25,247	\$6,622	\$0	\$0	\$0	\$2,483	\$0			\$9,105	0.26
1194D	Ground Maintenance Service	SMALL	100%	3,900	\$683	\$215	\$0	\$0	\$0	\$0	\$0			\$215	0.31
9370	HAKALAU Forest Biological FS	BASIC	100%	18,000	\$5,400	\$0	\$0	\$0	\$0	\$432	\$0			\$432	0.00
1115A	HECO Substation	SMALL	100%	4,500	\$788	\$0	\$0	\$0	\$0	\$0	\$0			\$0	0.00

Source: Reference Data - 2008

04/01/2008

Subusage: 'Athletic', 'Fac. Hsng.', 'GF', 'Other', 'Parking', 'Stdnt Hsng.', 'Stud. Fee'

10.2

BUILDING SUMMARY INFORMATION

Campus : UHM															
Building Cost Summary in \$(000's)															
Building Number	Building Name	Building Type	EG%	GSF	CRV	Backlog	5 Year Needs					Code & Safety	Other One-time Cost	Total	FCI
							2009	2010	2011	2012	2013				
1122E	Hale Aloha Cafeteria	BASIC	0%	19,875	\$5,963	\$322	\$0	\$0	\$0	\$0	\$0			\$322	0.05
1122A	Hale Aloha, Ilima Tower	BASIC	0%	71,315	\$26,743	\$1,159	\$0	\$1,961	\$0	\$0	\$0			\$3,120	0.04
1122B	Hale Aloha, Lehua Tower	BASIC	0%	71,381	\$26,768	\$1,160	\$0	\$1,963	\$0	\$0	\$0			\$3,123	0.04
1122D	Hale Aloha, Lokelani Tower	BASIC	0%	71,381	\$26,768	\$1,923	\$0	\$1,606	\$0	\$0	\$0			\$3,529	0.07
1122C	Hale Aloha, Mokiha Tower	BASIC	0%	71,315	\$26,743	\$1,159	\$0	\$1,961	\$0	\$0	\$0			\$3,120	0.04
1114	Hale Anuenue	BASIC	0%	19,631	\$6,773	\$175	\$0	\$0	\$835	\$0	\$0			\$1,010	0.03
1095A	Hale Halawai	SMALL	100%	1,500	\$263	\$0	\$0	\$0	\$0	\$0	\$0			\$0	0.00
1189	Hale Kahawai	BASIC	0%	37,578	\$11,273	\$714	\$0	\$0	\$0	\$0	\$1,202			\$1,916	0.06
1180	Hale Kuahine	BASIC	0%	37,605	\$11,282	\$0	\$0	\$0	\$0	\$0	\$0			\$0	0.00
1196	Hale Laulima	BASIC	0%	38,446	\$11,534	\$990	\$606	\$0	\$0	\$0	\$0			\$1,596	0.09
1182	Hale Manoa	BASIC	0%	151,613	\$56,855	\$2,843	\$0	\$0	\$0	\$5,823	\$0			\$8,666	0.05
1123A	Hale Noelani Tower A	BASIC	0%	34,100	\$10,230	\$136	\$0	\$1,466	\$0	\$0	\$0			\$1,603	0.01
1123B	Hale Noelani Tower B	BASIC	0%	29,800	\$8,940	\$566	\$0	\$0	\$834	\$0	\$0			\$1,401	0.06
1123C	Hale Noelani Tower C	BASIC	0%	27,500	\$8,250	\$523	\$0	\$0	\$0	\$770	\$0			\$1,293	0.06
1123D	Hale Noelani Tower D	BASIC	0%	16,400	\$4,920	\$312	\$459	\$0	\$0	\$0	\$0			\$771	0.06
1123E	Hale Noelani Tower E	BASIC	0%	32,400	\$9,720	\$486	\$0	\$907	\$0	\$0	\$0			\$1,393	0.05
1120A	Hale Wainani F Tower	BASIC	0%	67,700	\$20,310	\$271	\$2,911	\$0	\$0	\$0	\$0			\$3,182	0.01
1120B	Hale Wainani G Tower	BASIC	0%	28,500	\$8,550	\$114	\$1,226	\$0	\$0	\$0	\$0			\$1,340	0.01
1120C	Hale Wainani H Tower	BASIC	0%	19,360	\$5,808	\$77	\$832	\$0	\$0	\$0	\$0			\$910	0.01
1120D	Hale Wainani I Tower	BASIC	0%	48,052	\$14,416	\$192	\$2,066	\$0	\$0	\$0	\$0			\$2,258	0.01
1199A	Hamilton Library (1968) Phase	BASIC	100%	107,900	\$38,844	\$3,605	\$1,644	\$0	\$0	\$2,234	\$1,861			\$9,344	0.09

Source: Reference Data - 2008

04/01/2008

Subusage: 'Athletic', 'Fac. Hsng.', 'GF', 'Other', 'Parking', 'Stdnt Hsng.', 'Stud. Fee'

10.2

BUILDING SUMMARY INFORMATION

Campus : UHM															
Building Cost Summary in \$(000's)															
Building Number	Building Name	Building Type	EG%	GSF	CRV	Backlog	5 Year Needs					Code & Safety	Other One-time Cost	Total	FCI
							2009	2010	2011	2012	2013				
1199B	Hamilton Library (1977) Phase	BASIC	100%	172,243	\$62,007	\$5,662	\$0	\$4,358	\$0	\$0	\$0			\$10,020	0.09
1199C	Hamilton Library (2000) Phase	BASIC	100%	121,453	\$43,723	\$0	\$0	\$0	\$0	\$0	\$0			\$0	0.00
1002	Hawaii Hall	BASIC	100%	36,489	\$10,947	\$274	\$0	\$0	\$0	\$0	\$0			\$274	0.03
1002A	Hawaii Hall, Mechanical Buildin	SMALL	100%	2,880	\$504	\$0	\$0	\$0	\$0	\$0	\$0			\$0	0.00
1165	Hawaii Institute of Geophysic	COMPLEX	100%	126,708	\$63,354	\$6,107	\$0	\$0	\$507	\$0	\$13,938			\$20,552	0.10
1165	Hawaii Institute of Geophysics	BASIC	100%	126,708	\$38,012	\$0	\$0	\$0	\$0	\$0	\$6,969			\$6,969	0.00
1131	Hawaiian Studies, Center for	BASIC	100%	22,000	\$6,600	\$737	\$0	\$0	\$0	\$330	\$0			\$1,067	0.11
1056	Hemenway Hall	BASIC	100%	34,861	\$10,458	\$566	\$523	\$296	\$0	\$0	\$0			\$1,386	0.05
1004B	Henke Annex #3, Poultry Scie	SMALL	100%	1,081	\$189	\$59	\$0	\$0	\$0	\$0	\$0			\$59	0.31
1129	Henke Hall	BASIC	0%	24,686	\$7,406	\$412	\$0	\$543	\$0	\$0	\$0			\$955	0.06
1163	Holmes Hall	COMPLEX	100%	88,546	\$44,273	\$4,892	\$0	\$0	\$0	\$0	\$0			\$4,892	0.11
1034A	Horticulture Greenhouse #1	SMALL	100%	2,700	\$473	\$149	\$0	\$0	\$0	\$0	\$0			\$149	0.31
1034B	Horticulture Greenhouse #2	SMALL	100%	2,700	\$473	\$149	\$0	\$0	\$0	\$0	\$0			\$149	0.31
1034C	Horticulture Greenhouse #3	SMALL	100%	3,064	\$536	\$169	\$0	\$0	\$0	\$0	\$0			\$169	0.31
1005	Horticulture Headhouse	SMALL	100%	4,749	\$831	\$261	\$0	\$0	\$0	\$0	\$0			\$261	0.31
1033	Horticulture Saran House	BASIC	100%	5,952	\$1,786	\$240	\$0	\$153	\$0	\$0	\$0			\$393	0.13
1005B	Horticulture Saran House B	SMALL	100%	3,600	\$630	\$198	\$0	\$0	\$0	\$0	\$0			\$198	0.31
1005C	Horticulture Saran House C	SMALL	100%	8,311	\$1,454	\$457	\$0	\$0	\$0	\$0	\$0			\$457	0.31
1005A	Horticulture Shade House A	SMALL	100%	3,016	\$528	\$166	\$0	\$0	\$0	\$0	\$0			\$166	0.31
1155	John A. Burns Hall	BASIC	0%	143,600	\$43,080	\$0	\$0	\$0	\$0	\$0	\$0			\$0	0.00
1130	Johnson Hall A	BASIC	0%	22,921	\$6,876	\$241	\$0	\$0	\$825	\$0	\$0			\$1,066	0.04

Source: Reference Data - 2008

04/01/2008

Subusage: 'Athletic', 'Fac. Hsng.', 'GF', 'Other', 'Parking', 'Stdnt Hsng.', 'Stud. Fee'

10.2

BUILDING SUMMARY INFORMATION

Campus : UHM															
Building Cost Summary in \$(000's)															
Building Number	Building Name	Building Type	EG%	GSF	CRV	Backlog	5 Year Needs					Code & Safety	Other One-time Cost	Total	FCI
							2009	2010	2011	2012	2013				
1156	Johnson Hall B	BASIC	0%	26,830	\$8,048	\$1,435	\$0	\$0	\$0	\$698	\$0			\$2,133	0.18
1079	KHET TV (ETV Production Bldg)	BASIC	50%	19,400	\$5,820	\$781	\$427	\$0	\$0	\$0	\$179			\$1,387	0.13
9375	KHET-ETV Storage Shed	SMALL	100%	500	\$88	\$0	\$0	\$0	\$0	\$0	\$0			\$0	0.00
1031D	Ka Leo Board of Publications	SMALL	100%	2,146	\$376	\$0	\$0	\$0	\$0	\$0	\$0			\$0	0.00
1031E	Ka Leo Press Room	SMALL	100%	3,402	\$595	\$0	\$0	\$0	\$0	\$0	\$0			\$0	0.00
1113	Kahanamoku Pool	COMPLEX	100%	40,507	\$20,254	\$1,853	\$0	\$0	\$1,240	\$0	\$0			\$3,093	0.09
9620D2	Kauioakahaloa Iki Condo D - Bldg	BASIC	0%	5,632	\$1,690	\$0	\$84	\$0	\$0	\$0	\$0			\$84	0.00
9620D3	Kauioakahaloa Iki Condo D - Bldg	BASIC	0%	5,632	\$1,690	\$0	\$84	\$0	\$0	\$0	\$0			\$84	0.00
9620D4	Kauioakahaloa Iki Condo D - Bldg	BASIC	0%	5,632	\$1,690	\$0	\$84	\$0	\$0	\$0	\$0			\$84	0.00
9620D1	Kauioakahaloa Iki Condo D - Bldg	BASIC	0%	5,632	\$1,690	\$0	\$84	\$0	\$0	\$0	\$0			\$84	0.00
9620D5	Kauioakahaloa Iki Condo D - Bldg	BASIC	0%	5,632	\$1,690	\$0	\$84	\$0	\$0	\$0	\$0			\$84	0.00
9620D6	Kauioakahaloa Iki Condo D - Bldg	BASIC	0%	5,632	\$1,690	\$0	\$84	\$0	\$0	\$0	\$0			\$84	0.00
9620DH	Kauioakahaloa Iki Condo DH	BASIC	0%	10,240	\$3,072	\$0	\$154	\$0	\$0	\$0	\$0			\$154	0.00
9620AB	Kauioakahaloa Nui Fac Apt A - Bldg	BASIC	0%	7,930	\$2,379	\$0	\$0	\$119	\$0	\$0	\$0			\$119	0.00
9620A2	Kauioakahaloa Nui Fac Apt A - Bldg	BASIC	0%	7,930	\$2,379	\$0	\$0	\$119	\$0	\$0	\$0			\$119	0.00
9620A3	Kauioakahaloa Nui Fac Apt A - Bldg	BASIC	0%	7,930	\$2,379	\$0	\$0	\$119	\$0	\$0	\$0			\$119	0.00
9620A4	Kauioakahaloa Nui Fac Apt A - Bldg	BASIC	0%	7,930	\$2,379	\$0	\$0	\$119	\$0	\$0	\$0			\$119	0.00
9620A5	Kauioakahaloa Nui Fac Apt A - Bldg	BASIC	0%	7,930	\$2,379	\$0	\$0	\$119	\$0	\$0	\$0			\$119	0.00
9620A6	Kauioakahaloa Nui Fac Apt A - Bldg	BASIC	0%	7,930	\$2,379	\$0	\$0	\$119	\$0	\$0	\$0			\$119	0.00
9620A7	Kauioakahaloa Nui Fac Apt A - Bldg	BASIC	0%	7,930	\$2,379	\$0	\$0	\$119	\$0	\$0	\$0			\$119	0.00
9620A8	Kauioakahaloa Nui Fac Apt A - Bldg	BASIC	0%	7,930	\$2,379	\$0	\$0	\$119	\$0	\$0	\$0			\$119	0.00

Source: Reference Data - 2008

04/01/2008

Subusage: 'Athletic', 'Fac. Hsng.', 'GF', 'Other', 'Parking', 'Stdnt Hsng.', 'Stud. Fee'

10.2

BUILDING SUMMARY INFORMATION

Campus : UHM															
Building Cost Summary in \$(000's)															
Building Number	Building Name	Building Type	EG%	GSF	CRV	Backlog	5 Year Needs					Code & Safety	Other One-time Cost	Total	FCI
							2009	2010	2011	2012	2013				
9620A9	Kauioakahaloa Nui Fac Apt A -	BASIC	0%	7,930	\$2,379	\$0	\$0	\$119	\$0	\$0	\$0			\$119	0.00
9620H1	Kauioakahaloa Nui Fac Apt AH	BASIC	0%	7,930	\$2,379	\$0	\$0	\$119	\$0	\$0	\$0			\$119	0.00
9620H2	Kauioakahaloa Nui Fac Apt AH	BASIC	0%	7,930	\$2,379	\$0	\$0	\$119	\$0	\$0	\$0			\$119	0.00
9620H3	Kauioakahaloa Nui Fac Apt AH	BASIC	0%	7,930	\$2,379	\$0	\$0	\$119	\$0	\$0	\$0			\$119	0.00
9620A4	Kauioakahaloa Nui Fac Apt AH	BASIC	0%	7,930	\$2,379	\$0	\$0	\$119	\$0	\$0	\$0			\$119	0.00
9620B1	Kauioakahaloa Nui Fac Apt B -	BASIC	0%	11,827	\$3,548	\$0	\$0	\$177	\$0	\$0	\$0			\$177	0.00
9620B2	Kauioakahaloa Nui Fac Apt B -	BASIC	0%	11,827	\$3,548	\$0	\$0	\$177	\$0	\$0	\$0			\$177	0.00
9620C	Kauioakahaloa Nui Fac Apt C	BASIC	0%	6,202	\$1,860	\$0	\$0	\$93	\$0	\$0	\$0			\$93	0.00
9620FM	Kauioakahaloa Nui Fac Mgrs Off	BASIC	0%	5,107	\$1,532	\$0	\$0	\$77	\$0	\$0	\$0			\$77	0.00
9620A1	Kauioakahaloa Nui Fac. Apt A -	BASIC	0%	7,930	\$2,379	\$0	\$0	\$119	\$0	\$0	\$0			\$119	0.00
1158	Keller hall	COMPLEX	100%	49,143	\$24,572	\$1,246	\$1,966	\$0	\$0	\$0	\$983			\$4,194	0.05
1183	Kennedy Theatre	BASIC	100%	47,302	\$14,191	\$1,722	\$0	\$814	\$0	\$0	\$1,041			\$3,576	0.12
1171B	Keypunch Section	SMALL	100%	1,295	\$227	\$71	\$0	\$0	\$0	\$0	\$0			\$71	0.31
1152	Klum Gymnasium	BASIC	0%	23,884	\$7,165	\$490	\$0	\$0	\$0	\$884	\$0			\$1,373	0.07
1076	Korean Studies, Center for	BASIC	100%	16,569	\$4,971	\$141	\$0	\$762	\$0	\$0	\$0			\$903	0.03
1046U	Krauss Annex #7 - CTAHR	SMALL	100%	1,500	\$263	\$83	\$0	\$0	\$0	\$0	\$0			\$83	0.31
1046T	Krauss Annex #9 - Environme	SMALL	100%	1,540	\$270	\$85	\$0	\$0	\$0	\$0	\$0			\$85	0.31
1046A	Krauss Hall	BASIC	100%	19,870	\$5,961	\$1,113	\$0	\$0	\$114	\$0	\$0	\$1,000	\$0	\$2,227	0.19
1046B	Krauss Hall PRI Building #1	BASIC	100%	19,870	\$5,961	\$333	\$0	\$0	\$154	\$0	\$0			\$487	0.06
1046C	Krauss Hall PRI Building #2	SMALL	100%	3,600	\$630	\$198	\$0	\$0	\$0	\$0	\$0			\$198	0.31
1046D	Krauss Hall PRI Building #3 - P	SMALL	100%	2,340	\$410	\$129	\$0	\$0	\$0	\$0	\$0			\$129	0.31

Source: Reference Data - 2008

04/01/2008

Subusage: 'Athletic', 'Fac. Hsng.', 'GF', 'Other', 'Parking', 'Stdnt Hsng.', 'Stud. Fee'

10.2

BUILDING SUMMARY INFORMATION

Campus : UHM															
Building Cost Summary in \$(000's)															
Building Number	Building Name	Building Type	EG%	GSF	CRV	Backlog	5 Year Needs					Code & Safety	Other One-time Cost	Total	FCI
							2009	2010	2011	2012	2013				
1125	Kuykendall Annex - CTAHR	SMALL	100%	1,773	\$310	\$98	\$0	\$0	\$0	\$0	\$0			\$98	0.31
1192	Kuykendall Hall	BASIC	100%	86,492	\$32,435	\$6,977	\$0	\$2,379	\$0	\$0	\$0			\$9,356	0.22
1170	Lab School Lockers (University	SMALL	100%	2,436	\$426	\$134	\$0	\$0	\$0	\$0	\$0			\$134	0.31
1143	Law Library	BASIC	100%	33,245	\$10,472	\$615	\$0	\$0	\$0	\$1,230	\$0			\$1,845	0.06
1142	Law School	BASIC	100%	53,190	\$15,957	\$1,457	\$0	\$691	\$0	\$0	\$0			\$2,149	0.09
1179A	Lincoln Annex #1	SMALL	0%	1,765	\$309	\$97	\$0	\$0	\$0	\$0	\$0			\$97	0.31
1179B	Lincoln Annex #2	SMALL	0%	2,448	\$428	\$0	\$0	\$0	\$0	\$0	\$0			\$0	0.00
1179	Lincoln Hall	BASIC	0%	48,756	\$14,627	\$0	\$0	\$0	\$1,292	\$0	\$0			\$1,292	0.00
1174A	Lower Campus #1	SMALL	100%	1,245	\$218	\$68	\$0	\$0	\$0	\$0	\$0			\$68	0.31
1174B	Lower Campus #2	SMALL	100%	1,789	\$313	\$98	\$0	\$0	\$0	\$0	\$0			\$98	0.31
1174C	Lower Campus #3	SMALL	100%	2,136	\$374	\$117	\$0	\$0	\$0	\$0	\$0			\$117	0.31
1174D	Lower Campus #4	SMALL	100%	1,789	\$313	\$98	\$0	\$0	\$0	\$0	\$0			\$98	0.31
1092F	Lunalilo Freeway Portable #1	SMALL	100%	1,757	\$307	\$97	\$0	\$0	\$0	\$0	\$0			\$97	0.31
1092I	Lunalilo Freeway Portable #2	SMALL	100%	1,773	\$310	\$98	\$0	\$0	\$0	\$0	\$0			\$98	0.31
1025A	Maile Way #1 - Capsule	SMALL	100%	118	\$21	\$0	\$0	\$0	\$0	\$0	\$0			\$0	0.00
1025B	Maile Way #2 - Relocatable	SMALL	100%	1,741	\$305	\$96	\$0	\$0	\$0	\$0	\$0			\$96	0.31
1194E	Maintenance Garage and Stor	SMALL	100%	3,420	\$599	\$188	\$0	\$0	\$0	\$0	\$0			\$188	0.31
1194	Maintenance Shop	BASIC	100%	15,120	\$4,536	\$382	\$0	\$0	\$333	\$0	\$76			\$790	0.08
1194G	Maintenance Shop Storage	SMALL	100%	3,024	\$529	\$166	\$0	\$0	\$0	\$0	\$0			\$166	0.31
1194F	Maintenance Storage	SMALL	100%	3,528	\$617	\$0	\$0	\$0	\$0	\$0	\$0			\$0	0.00
1195	Maintenance Warehouse	SIMPLE	100%	25,445	\$3,181	\$387	\$0	\$89	\$0	\$0	\$64			\$539	0.12

Source: Reference Data - 2008

04/01/2008

Subusage: 'Athletic', 'Fac. Hsng.', 'GF', 'Other', 'Parking', 'Stdnt Hsng.', 'Stud. Fee'

10.2

BUILDING SUMMARY INFORMATION

Campus : UHM															
Building Cost Summary in \$(000's)															
Building Number	Building Name	Building Type	EG%	GSF	CRV	Backlog	5 Year Needs					Code & Safety	Other One-time Cost	Total	FCI
							2009	2010	2011	2012	2013				
1108P	Makai Campus	SMALL	100%	1,894	\$331	\$104	\$0	\$0	\$0	\$0	\$0			\$104	0.31
1108R	Makai Campus #13	SMALL	100%	1,894	\$331	\$104	\$0	\$0	\$0	\$0	\$0			\$104	0.31
1108S	Makai Campus #14	SMALL	100%	1,610	\$282	\$0	\$0	\$0	\$0	\$0	\$0			\$0	0.00
1108T	Makai Campus #15	SMALL	100%	1,610	\$282	\$0	\$0	\$0	\$0	\$0	\$0			\$0	0.00
1108U	Makai Campus #16	SMALL	100%	1,540	\$270	\$0	\$0	\$0	\$0	\$0	\$0			\$0	0.00
1098	Marine Sciences Building	COMPLEX	100%	95,500	\$54,913	\$6,912	\$5,107	\$5,521	\$0	\$0	\$0			\$17,540	0.13
1062	Miller Hall	BASIC	100%	19,273	\$5,782	\$894	\$289	\$351	\$0	\$0	\$0			\$1,534	0.15
1175	Moore Hall	BASIC	100%	110,940	\$33,282	\$5,464	\$1,165	\$1,831	\$0	\$0	\$0			\$8,459	0.16
1132C	Motor Pool - Auto Maint/Storage	SMALL	100%	1,400	\$245	\$77	\$0	\$0	\$0	\$0	\$0			\$77	0.31
1132B	Motor Pool Service Station (garage)	SMALL	100%	225	\$39	\$12	\$0	\$0	\$0	\$0	\$0			\$12	0.31
1132A	Motor Pool, Pre-Fab Building	BASIC	100%	6,000	\$1,800	\$269	\$0	\$32	\$0	\$0	\$0			\$302	0.15
1187	Multipurpose Bldg. (Univ. High School)	BASIC	100%	12,664	\$3,799	\$510	\$0	\$127	\$0	\$0	\$63			\$700	0.13
1115	Murakami Stadium (Rainbow Falls)	SIMPLE	0%	81,244	\$10,156	\$3,026	\$203	\$0	\$0	\$41	\$0			\$3,270	0.30
1091	Music Building Complex	BASIC	100%	44,970	\$13,491	\$2,417	\$1,091	\$0	\$0	\$0	\$180			\$3,688	0.18
1152E	Na Koa Football Boosters Organizational	SMALL	100%	1,021	\$179	\$56	\$0	\$0	\$0	\$0	\$0			\$56	0.31
1211	New Parking Structure - Dole	SIMPLE	0%	145,800	\$9,113	\$0	\$0	\$0	\$0	\$0	\$0			\$0	0.00
1011H	PBRC-Biochem Lab	SMALL	100%	1,761	\$308	\$97	\$0	\$0	\$0	\$0	\$0			\$97	0.31
103131	PEACESAT	SMALL	100%	3,206	\$561	\$176	\$0	\$0	\$0	\$0	\$0			\$176	0.31
1008	PEPS Termite Field Lab	SMALL	100%	960	\$168	\$53	\$0	\$0	\$0	\$0	\$0			\$53	0.31
1171D	PPMO/DISB/ACCT/TREASURY	BASIC	100%	5,856	\$1,757	\$118	\$0	\$0	\$0	\$0	\$23			\$141	0.07
1121	Pacific Biomedical Research Center	COMPLEX	100%	16,294	\$8,147	\$1,373	\$0	\$0	\$631	\$0	\$0			\$2,004	0.17

Source: Reference Data - 2008

04/01/2008

Subusage: 'Athletic', 'Fac. Hsng.', 'GF', 'Other', 'Parking', 'Stdnt Hsng.', 'Stud. Fee'

10.2

BUILDING SUMMARY INFORMATION

Campus : UHM															
Building Cost Summary in \$(000's)															
Building Number	Building Name	Building Type	EG%	GSF	CRV	Backlog	5 Year Needs					Code & Safety	Other One-time Cost	Total	FCI
							2009	2010	2011	2012	2013				
1162	Pacific Ocean Science & Techn	COMPLEX	100%	225,000	\$112,500	\$1,721	\$0	\$3,375	\$0	\$0	\$0			\$5,096	0.02
1162A	Pacific Ocean Science & Techn	SMALL	100%	2,142	\$375	\$0	\$0	\$0	\$0	\$0	\$0			\$0	0.00
1201	Paradise Palms Cafe	BASIC	0%	13,400	\$4,020	\$0	\$201	\$0	\$0	\$0	\$0			\$201	0.00
1001	Parking Structure	SIMPLE	0%	331,000	\$20,688	\$0	\$0	\$0	\$0	\$0	\$0			\$0	0.00
1001A	Parking Structure -Phase II	SIMPLE	0%	735,000	\$45,938	\$0	\$0	\$0	\$735	\$0	\$0			\$735	0.00
1110	Physical Education/Athletic Co	BASIC	100%	119,200	\$35,760	\$6,973	\$1,997	\$0	\$0	\$2,622	\$0			\$11,592	0.20
1193	Physical Plant Building	SMALL	100%	4,302	\$753	\$237	\$0	\$0	\$0	\$0	\$0			\$237	0.31
1193A	Physical Plant Building #1 (Plat	SMALL	100%	1,907	\$334	\$105	\$0	\$0	\$0	\$0	\$0			\$105	0.31
1193B	Physical Plant Building #2 (Fac	SMALL	100%	1,773	\$310	\$98	\$0	\$0	\$0	\$0	\$0			\$98	0.31
1159	Physical Science Building	BASIC	100%	42,873	\$12,862	\$4,300	\$0	\$0	\$0	\$605	\$0			\$4,905	0.33
1009	Plant Molecular Physiology Gre	SMALL	100%	1,747	\$306	\$96	\$0	\$0	\$0	\$0	\$0			\$96	0.31
1008C	Plant Pathology Field Laborato	SMALL	100%	1,828	\$320	\$101	\$0	\$0	\$0	\$0	\$0			\$101	0.31
1008A	Plant Pathology Greenhouse	SMALL	100%	2,892	\$506	\$159	\$0	\$0	\$0	\$0	\$0			\$159	0.31
1008B	Plant Pathology Tropical Greer	SMALL	100%	2,892	\$506	\$159	\$0	\$0	\$0	\$0	\$0			\$159	0.31
1169	Pope Laboratory (incl Greenh	COMPLEX	100%	35,808	\$17,904	\$1,996	\$0	\$2,005	\$0	\$0	\$134			\$4,136	0.11
1149A	Population Genetics #3, Reloc	SMALL	100%	1,741	\$305	\$96	\$0	\$0	\$0	\$0	\$0			\$96	0.31
1020	Queen Liliuokalani Center For	BASIC	100%	103,000	\$30,900	\$209	\$0	\$0	\$1,545	\$0	\$206			\$1,960	0.01
1047	Sakamaki Hall	BASIC	100%	87,206	\$26,162	\$3,968	\$1,919	\$0	\$0	\$291	\$0			\$6,177	0.15
1014	Saunders Hall	BASIC	100%	126,738	\$43,725	\$11,097	\$0	\$1,895	\$0	\$0	\$547			\$13,539	0.25
1090	Sherman Laboratory	COMPLEX	100%	49,042	\$24,521	\$1,802	\$0	\$2,477	\$0	\$0	\$490			\$4,769	0.07
1017	Shidler College of Business	BASIC	100%	129,143	\$38,743	\$5,405	\$0	\$1,285	\$3,164	\$1,356	\$0			\$11,210	0.14

Source: Reference Data - 2008

04/01/2008

Subusage: 'Athletic', 'Fac. Hsng.', 'GF', 'Other', 'Parking', 'Stdnt Hsng.', 'Stud. Fee'

10.2

BUILDING SUMMARY INFORMATION

Campus : UHM															
Building Cost Summary in \$(000's)															
Building Number	Building Name	Building Type	EG%	GSF	CRV	Backlog	5 Year Needs					Code & Safety	Other One-time Cost	Total	FCI
							2009	2010	2011	2012	2013				
1133A	Sinclair Annex #1	SMALL	100%	1,687	\$295	\$0	\$0	\$0	\$0	\$93	\$0			\$93	0.00
1133B	Sinclair Annex #2	SMALL	100%	2,007	\$351	\$0	\$0	\$0	\$0	\$110	\$0			\$110	0.00
1133	Sinclair Library	BASIC	100%	117,797	\$37,106	\$5,678	\$294	\$0	\$0	\$0	\$0			\$5,972	0.15
1032	Small Animal Care Facilities	COMPLEX	100%	5,242	\$2,621	\$227	\$0	\$315	\$0	\$0	\$0			\$541	0.09
1177	Snyder Hall	COMPLEX	100%	18,030	\$9,015	\$3,556	\$0	\$773	\$541	\$0	\$0			\$4,871	0.39
1116B	Softball Field - Restroom Facility	SMALL	100%	735	\$129	\$0	\$0	\$0	\$0	\$0	\$40			\$40	0.00
1109	Softball Stadium	BASIC	100%	20,000	\$6,000	\$0	\$0	\$0	\$300	\$0	\$0			\$300	0.00
1168	Spalding Hall	BASIC	100%	33,012	\$9,904	\$1,811	\$0	\$0	\$429	\$0	\$0			\$2,240	0.18
1171E	Speech Pathology/Audio Lab	BASIC	100%	7,615	\$2,285	\$602	\$166	\$0	\$0	\$0	\$0			\$768	0.26
1171F	Speech Pathology/Audio Office	BASIC	100%	7,612	\$2,284	\$356	\$422	\$0	\$0	\$0	\$0			\$778	0.16
1198	St. John Laboratory Complex	COMPLEX	100%	125,796	\$62,898	\$12,020	\$681	\$9,837	\$0	\$0	\$0			\$22,538	0.19
1198D	St. John Transformer Vault #	SMALL	100%	396	\$69	\$0	\$0	\$0	\$0	\$0	\$0			\$0	0.00
1118	Stan Sheriff Center	BASIC	100%	190,000	\$57,000	\$1,441	\$2,850	\$760	\$0	\$0	\$475			\$5,526	0.03
1031A	TRIO Project	SMALL	100%	3,206	\$561	\$0	\$0	\$0	\$0	\$0	\$0			\$0	0.00
1181	Thomas Jefferson Hall	BASIC	0%	61,558	\$18,467	\$0	\$0	\$0	\$0	\$0	\$0			\$0	0.00
1171L	Trailer L	SMALL	100%	710	\$124	\$0	\$0	\$0	\$0	\$0	\$0			\$0	0.00
1171M	Trailer M	SMALL	100%	710	\$124	\$0	\$0	\$0	\$0	\$0	\$0			\$0	0.00
1171N	Trailer N	SMALL	100%	710	\$124	\$0	\$0	\$0	\$0	\$0	\$0			\$0	0.00
1171P	Trailer P	SMALL	100%	710	\$124	\$0	\$0	\$0	\$0	\$0	\$0			\$0	0.00
1215	Transportation Services Extension	SMALL	100%	3,960	\$693	\$218	\$0	\$0	\$0	\$0	\$0			\$218	0.31
1132D	Transportation Services Office	SMALL	100%	1,400	\$245	\$77	\$0	\$0	\$0	\$0	\$0			\$77	0.31

Source: Reference Data - 2008

04/01/2008

Subusage: 'Athletic', 'Fac. Hsng.', 'GF', 'Other', 'Parking', 'Stdnt Hsng.', 'Stud. Fee'

10.2

University of Hawai'i Facilities Renewal Reinvestment Study

BUILDING SUMMARY INFORMATION

Campus : UHM															
Building Cost Summary in \$(000's)															
Building Number	Building Name	Building Type	EG%	GSF	CRV	Backlog	5 Year Needs					Code & Safety	Other One-time Cost	Total	FCI
							2009	2010	2011	2012	2013				
1048	Tropical Energy House	SMALL	100%	1,802	\$315	\$99	\$0	\$0	\$0	\$0	\$0			\$99	0.31
1064D	UH Lab Schoold Port	BASIC	100%	1,440	\$432	\$0	\$0	\$0	\$0	\$0	\$0			\$0	0.00
1038A	University Avenue #1	SMALL	100%	1,741	\$305	\$96	\$0	\$0	\$0	\$0	\$0			\$96	0.31
1038B	University Avenue #2	SMALL	100%	1,741	\$305	\$96	\$0	\$0	\$0	\$0	\$0			\$96	0.31
1038C	University Avenue #3	SMALL	100%	1,757	\$307	\$97	\$0	\$0	\$0	\$0	\$0			\$97	0.31
1038D	University Avenue #4	SMALL	100%	1,540	\$270	\$85	\$0	\$0	\$0	\$0	\$0			\$85	0.31
1064	University Elementary School	SMALL	0%	20,099	\$3,517	\$0	\$0	\$0	\$0	\$0	\$0			\$0	0.00
1064A	University Elementary School	SMALL	0%	1,440	\$252	\$0	\$0	\$0	\$0	\$0	\$0			\$0	0.00
1064B	University Elementary School	SMALL	0%	1,440	\$252	\$0	\$0	\$0	\$0	\$0	\$0			\$0	0.00
1064C	University Elementary School	SMALL	0%	1,440	\$252	\$0	\$0	\$0	\$0	\$0	\$0			\$0	0.00
1190	University Health Services	BASIC	100%	10,792	\$3,238	\$908	\$194	\$0	\$0	\$0	\$0			\$1,102	0.28
1071	University High School #1	BASIC	100%	11,184	\$3,355	\$773	\$0	\$0	\$0	\$40	\$0			\$814	0.23
1094	University High School #2	BASIC	100%	9,560	\$2,868	\$572	\$0	\$331	\$0	\$0	\$0			\$903	0.20
1151	University High School #3	BASIC	100%	27,241	\$8,172	\$1,214	\$0	\$60	\$0	\$0	\$54			\$1,328	0.15
1011D	University of Hawaii Press Ad	SMALL	100%	1,860	\$326	\$102	\$0	\$0	\$0	\$0	\$0			\$102	0.31
1011G	University of Hawaii Press Bus	SMALL	100%	1,286	\$225	\$71	\$0	\$0	\$0	\$0	\$0			\$71	0.31
1011E	University of Hawaii Press Bus	SMALL	100%	1,743	\$305	\$96	\$0	\$0	\$0	\$0	\$0			\$96	0.31
1011A	University of Hawaii Press Edit	SMALL	100%	1,400	\$245	\$0	\$0	\$0	\$0	\$0	\$0			\$0	0.00
1011C	University of Hawaii Press Inte	SMALL	100%	1,994	\$349	\$110	\$0	\$0	\$0	\$0	\$0			\$110	0.31
1011B	University of Hawaii Press Ma	SMALL	100%	1,882	\$329	\$104	\$0	\$0	\$0	\$0	\$0			\$104	0.31
1011F	University of Hawaii Press Pro	SMALL	100%	1,889	\$331	\$104	\$0	\$0	\$0	\$0	\$0			\$104	0.31

Source: Reference Data - 2008

04/01/2008

Subusage: 'Athletic', 'Fac. Hsng.', 'GF', 'Other', 'Parking', 'Stdnt Hsng.', 'Stud. Fee'

10.2

BUILDING SUMMARY INFORMATION

Campus : UHM															
Building Cost Summary in \$(000's)															
Building Number	Building Name	Building Type	EG%	GSF	CRV	Backlog	5 Year Needs					Code & Safety	Other One-time Cost	Total	FCI
							2009	2010	2011	2012	2013				
1158A	Vending Machine Kiosk	SMALL	100%	256	\$45	\$14	\$0	\$0	\$0	\$0	\$0			\$14	0.31
1154A	Waahila Faculty Housing Build	BASIC	0%	16,096	\$4,829	\$0	\$0	\$0	\$0	\$644	\$0			\$644	0.00
1154B	Waahila Faculty Housing Build	BASIC	0%	16,096	\$4,829	\$0	\$0	\$0	\$0	\$644	\$0			\$644	0.00
1154C	Waahila Faculty Housing Build	BASIC	0%	16,096	\$4,829	\$0	\$0	\$0	\$0	\$644	\$0			\$644	0.00
1154D	Waahila Faculty Housing Build	BASIC	0%	16,096	\$4,829	\$0	\$0	\$0	\$0	\$644	\$0			\$644	0.00
1154E	Waahila Faculty Housing Build	BASIC	0%	16,096	\$4,829	\$0	\$0	\$0	\$0	\$644	\$0			\$644	0.00
1195A	Warehouse Annex #1 (Forma	SMALL	100%	1,264	\$221	\$0	\$0	\$0	\$0	\$69				\$69	0.00
1160	Watanabe Hall	COMPLEX	100%	66,167	\$33,084	\$3,772	\$0	\$4,996	\$0	\$695	\$0			\$9,462	0.11
1167	Webster Hall	BASIC	100%	59,559	\$17,868	\$986	\$0	\$459	\$298	\$0	\$0			\$1,742	0.06
1039	Wist Hall	BASIC	100%	24,591	\$7,377	\$135	\$0	\$492	\$0	\$0	\$123			\$750	0.02
1040	Wist Hall Annex #1	BASIC	100%	5,548	\$1,664	\$31	\$0	\$89	\$0	\$0	\$0			\$119	0.02
UHM Total				7,874,174	\$2,407,232	\$201,551	\$31,852	\$64,840	\$15,766	\$44,150	\$33,750	\$2,465	\$0	\$394,375	0.08

Source: Reference Data - 2008

04/01/2008

Subusage: 'Athletic', 'Fac. Hsng.', 'GF', 'Other', 'Parking', 'Stdnt Hsng.', 'Stud. Fee'

10.2

BUILDING SUMMARY INFORMATION

Campus : UHM - Off															
Building Cost Summary in \$(000's)															
Building Number	Building Name	Building Type	EG%	GSF	CRV	Backlog	5 Year Needs					Code & Safety	Other One-time Cost	Total	FCI
							2009	2010	2011	2012	2013				
9618I	Aboretum Greenhouse 1	SMALL	100%	1,400	\$245	\$0	\$0	\$0	\$0	\$0	\$0			\$0	0.00
9618Q	Aboretum Snail Greenhouse 1	SMALL	100%	500	\$88	\$0	\$0	\$0	\$0	\$0	\$0			\$0	0.00
9618R	Aboretum Snail Greenhouse 2	SMALL	100%	500	\$88	\$0	\$0	\$0	\$0	\$0	\$0			\$0	0.00
9290	Advanced Technology Research	BASIC	100%	16,416	\$5,664	\$0	\$0	\$283	\$0	\$0	\$0			\$283	0.00
9276	Air Glow Lab - Haleakala	SMALL	100%	392	\$79	\$0	\$0	\$0	\$0	\$0	\$0			\$0	0.00
0	Ancillary	BASIC	100%	8,176	\$2,453	\$0	\$0	\$0	\$0	\$0	\$0			\$0	0.00
9618K	Arboretum Garage	SMALL	100%	396	\$69	\$0	\$0	\$0	\$0	\$0	\$0			\$0	0.00
9618M	Arboretum Greenhouse 2	SMALL	100%	1,536	\$269	\$0	\$0	\$0	\$84	\$0	\$0			\$84	0.00
9618N	Arboretum Greenhouse 3	SMALL	100%	2,747	\$481	\$0	\$0	\$0	\$0	\$0	\$0			\$0	0.00
9618J	Arboretum Greenhouse 4	SMALL	100%	722	\$126	\$0	\$0	\$0	\$0	\$0	\$0			\$0	0.00
9618H	Arboretum Reception Center	SMALL	100%	2,854	\$499	\$0	\$0	\$0	\$0	\$0	\$0			\$0	0.00
9618D	Arboretum Seed Culture Research	SMALL	100%	528	\$92	\$0	\$0	\$0	\$0	\$0	\$0			\$0	0.00
9618O	Arboretum Workshop	SMALL	100%	500	\$88	\$0	\$0	\$0	\$0	\$0	\$0			\$0	0.00
0	Biosciences (Research)	COMPLEX	100%	181,028	\$90,514	\$0	\$0	\$0	\$0	\$0	\$0			\$0	0.00
9615	CANCER CENTER OF HAWAII	COMPLEX	100%	76,000	\$38,000	\$0	\$0	\$0	\$0	\$5,320	\$0			\$5,320	0.00
9685	COCONUT ISLAND MARINE RESEARCH	COMPLEX	100%	22,000	\$11,000	\$0	\$0	\$0	\$0	\$0	\$330			\$330	0.00
0	Central Plant	BASIC	100%	11,629	\$3,489	\$0	\$0	\$0	\$0	\$0	\$0			\$0	0.00
9681P	Classroom-Childrens Learning	SMALL	100%	1,000	\$175	\$0	\$0	\$0	\$0	\$0	\$0			\$0	0.00
9278	ESSA Storage House - Haleakala	SMALL	100%	1,250	\$252	\$0	\$0	\$0	\$0	\$0	\$0			\$0	0.00
9301	Faulkes Telescope	SMALL	100%	1,500	\$302	\$0	\$0	\$0	\$0	\$0	\$0			\$0	0.00
9301	Gemini Telescope Facility	COMPLEX	100%	150	\$86	\$0	\$0	\$3	\$0	\$0	\$0			\$3	0.00

Source: Reference Data - 2008

04/01/2008

Subusage: 'Athletic', 'Fac. Hsng.', 'GF', 'Other', 'Parking', 'Stdnt Hsng.', 'Stud. Fee'

10.2

BUILDING SUMMARY INFORMATION

Campus : UHM - Off															
Building Cost Summary in \$(000's)															
Building Number	Building Name	Building Type	EG%	GSF	CRV	Backlog	5 Year Needs					Code & Safety	Other One-time Cost	Total	FCI
							2009	2010	2011	2012	2013				
9251A	HALEAKALA STATION Cottage	BASIC	100%	11,000	\$3,795	\$844	\$0	\$0	\$63	\$0	\$0			\$908	0.22
9251D	HALEAKALA STATION-FIELD L	SMALL	100%	1,500	\$302	\$95	\$0	\$0	\$0	\$0	\$0			\$95	0.31
9251C	HALEAKALA STATION-GREENH	SMALL	100%	3,000	\$604	\$190	\$0	\$0	\$0	\$0	\$0			\$190	0.31
9251B	HALEAKALA STATION-OFFICE	SMALL	100%	2,000	\$402	\$126	\$0	\$0	\$0	\$0	\$0			\$126	0.31
9356A	HAMAKUA STATION Cottage	SMALL	100%	1,200	\$241	\$0	\$0	\$0	\$0	\$0	\$0			\$0	0.00
9356B	HAMAKUA STN-FLD Off & Eqp	SMALL	100%	3,600	\$724	\$0	\$0	\$0	\$0	\$0	\$0			\$0	0.00
9684	HAWAII INST MARINE BIOLOG	COMPLEX	100%	46,700	\$23,350	\$5,137	\$0	\$0	\$0	\$0	\$2,825			\$7,962	0.22
9631A	HYPERBARIC FACILITY	SMALL	100%	1,000	\$175	\$0	\$0	\$0	\$0	\$0	\$0			\$0	0.00
9371	Hale Pohaku - Dining/Lounge F	BASIC	0%	15,003	\$5,176	\$0	\$397	\$0	\$0	\$0	\$0			\$397	0.00
9371	Hale Pohaku - Dormitory A	SMALL	0%	1,873	\$377	\$0	\$118	\$0	\$0	\$0	\$0			\$118	0.00
9371	Hale Pohaku - Dormitory B	BASIC	0%	8,237	\$2,842	\$0	\$218	\$0	\$0	\$0	\$0			\$218	0.00
9371	Hale Pohaku - Dormitory C	BASIC	0%	5,392	\$1,860	\$0	\$143	\$0	\$0	\$0	\$0			\$143	0.00
9371	Hale Pohaku - Dormitory D	BASIC	0%	5,392	\$1,860	\$0	\$143	\$0	\$0	\$0	\$0			\$143	0.00
9371	Hale Pohaku - Generator Bldg	SMALL	100%	883	\$178	\$0	\$56	\$0	\$0	\$0	\$0			\$56	0.00
9371	Hale Pohaku - Utilities Building	SMALL	100%	1,850	\$372	\$0	\$117	\$0	\$0	\$0	\$0			\$117	0.00
9371	Hale Pohaku - Visitor Center	SMALL	100%	1,703	\$343	\$0	\$108	\$0	\$0	\$0	\$0			\$108	0.00
9656A	KAPIOLANI CHILDRENS HOSP	COMPLEX	100%	43,500	\$21,750	\$0	\$0	\$0	\$2,632	\$0	\$3,045			\$5,677	0.00
9450FF	KAUAI FARM - GREENHOUSE	SMALL	100%	3,600	\$724	\$0	\$228	\$0	\$0	\$0	\$0			\$228	0.00
9450EE	KAUAI FARM - GREENHOUSE	SMALL	100%	3,600	\$724	\$0	\$228	\$0	\$0	\$0	\$0			\$228	0.00
9450BB	KAUAI FARM - LUNCH ROOM	SMALL	100%	200	\$40	\$0	\$13	\$0	\$0	\$0	\$0			\$13	0.00
9450DD	KAUAI FARM - POTTING SHED	SMALL	100%	1,500	\$302	\$0	\$95	\$0	\$0	\$0	\$0			\$95	0.00

Source: Reference Data - 2008

04/01/2008

Subusage: 'Athletic', 'Fac. Hsng.', 'GF', 'Other', 'Parking', 'Stdnt Hsng.', 'Stud. Fee'

10.2

BUILDING SUMMARY INFORMATION

Campus : UHM - Off															
Building Cost Summary in \$(000's)															
Building Number	Building Name	Building Type	EG%	GSF	CRV	Backlog	5 Year Needs					Code & Safety	Other One-time Cost	Total	FCI
							2009	2010	2011	2012	2013				
9450CC	KAUAI FARM - STORAGE (11)	SIMPLE	100%	6,250	\$898	\$0	\$151	\$0	\$0	\$0	\$0			\$151	0.00
9450Y	KAUAI FARM-CONF/TROP SC	SMALL	100%	1,200	\$241	\$0	\$76	\$0	\$0	\$0	\$0			\$76	0.00
9450F	KAUAI FARM-STORAGE	SMALL	100%	1,600	\$322	\$0	\$0	\$0	\$0	\$0	\$0			\$0	0.00
9450Z	KAUAI STATION (Main Office)	BASIC	100%	3,200	\$1,104	\$253	\$0	\$0	\$0	\$0	\$0			\$253	0.23
9450R	KAUAI STATION- EQUIP & VE	SMALL	100%	2,800	\$563	\$177	\$0	\$0	\$0	\$0	\$0			\$177	0.31
9450C	KAUAI STATION-COTTAGE DV	SMALL	100%	1,000	\$201	\$63	\$0	\$0	\$0	\$0	\$0			\$63	0.31
9450D	KAUAI STATION-COTTAGE DV	SMALL	100%	1,000	\$201	\$63	\$0	\$0	\$0	\$0	\$0			\$63	0.31
9450G	KAUAI STATION-FIELD OFFIC	SMALL	100%	1,400	\$282	\$89	\$0	\$0	\$0	\$0	\$0			\$89	0.31
9450A	KAUAI STATION-OFFICE & LA	SMALL	100%	1,800	\$362	\$114	\$0	\$0	\$0	\$0	\$0			\$114	0.31
9500AA	KAUAI STATION-OFFICE & LA	SMALL	100%	800	\$161	\$51	\$0	\$0	\$0	\$0	\$0			\$51	0.31
9605	KEWALO MARINE LAB	BASIC	100%	18,100	\$5,430	\$0	\$0	\$0	\$0	\$480	\$0			\$480	0.00
3370E	KOMOHANA ANNEX	SMALL	100%	1,000	\$201	\$0	\$0	\$0	\$0	\$0	\$0			\$0	0.00
3370B	KOMOHANA Ag Fac.	BASIC	100%	12,696	\$4,380	\$1,004	\$0	\$0	\$0	\$0	\$0			\$1,004	0.23
3370C	KOMOHANA Ag Res Complex	COMPLEX	100%	14,596	\$8,393	\$0	\$0	\$0	\$0	\$0	\$0			\$0	0.00
3370A	KOMOHANA Ag Res Complex	BASIC	100%	12,190	\$4,206	\$964	\$0	\$0	\$0	\$0	\$0			\$964	0.23
3370D	KOMOHANA Ag Res Wing D (v	COMPLEX	100%	12,050	\$6,929	\$1,140	\$0	\$0	\$0	\$0	\$0			\$1,140	0.16
9362	KONA EXTENSION SERVICE	BASIC	100%	5,100	\$1,760	\$0	\$270	\$0	\$0	\$15	\$0			\$284	0.00
9357G	KONA FARM EQP Shed	SMALL	100%	800	\$161	\$51	\$0	\$0	\$0	\$0	\$0			\$51	0.31
9357N	KONA FARM-COFFEE & Maca	SMALL	100%	1,600	\$322	\$101	\$0	\$0	\$0	\$0	\$0			\$101	0.31
9357A	KONA FARM-GARAGE #1	SMALL	100%	800	\$161	\$51	\$0	\$0	\$0	\$0	\$0			\$51	0.31
9357B	KONA FARM-GARAGE #2 (for	SMALL	100%	200	\$40	\$13	\$0	\$0	\$0	\$0	\$0			\$13	0.31

Source: Reference Data - 2008

04/01/2008

Subusage: 'Athletic', 'Fac. Hsng.', 'GF', 'Other', 'Parking', 'Stdnt Hsng.', 'Stud. Fee'

10.2

BUILDING SUMMARY INFORMATION

Campus : UHM - Off															
Building Cost Summary in \$(000's)															
Building Number	Building Name	Building Type	EG%	GSF	CRV	Backlog	5 Year Needs					Code & Safety	Other One-time Cost	Total	FCI
							2009	2010	2011	2012	2013				
9357I	KONA FARM-GAS STORAGE B	SMALL	100%	300	\$60	\$19	\$0	\$0	\$0	\$0	\$0			\$19	0.31
9357P	KONA FARM-GREENHOUSE #	SMALL	100%	6,070	\$1,222	\$384	\$0	\$0	\$0	\$0	\$0			\$384	0.31
9357M	KONA STATION-COTTAGE (5)	SMALL	100%	1,700	\$342	\$108	\$0	\$0	\$0	\$0	\$0			\$108	0.31
9357Q	KONA STATION-GREENHOUSE	SIMPLE	100%	8,000	\$1,150	\$138	\$0	\$0	\$0	\$25	\$0			\$163	0.12
9357L	KONA STATION-RESEARCH O	SMALL	100%	640	\$129	\$40	\$0	\$0	\$0	\$0	\$0			\$40	0.31
9357O	KONA STATION-STORAGE BUI	SMALL	100%	800	\$161	\$51	\$0	\$0	\$0	\$0	\$0			\$51	0.31
9952C	KUAKINI-HALE PULAMA MAU	BASIC	100%	11,000	\$3,300	\$0	\$0	\$165	\$0	\$0	\$0			\$165	0.00
9250 C	KULA STATION - COTTAGE 3	SMALL	100%	900	\$181	\$57	\$0	\$0	\$0	\$0	\$0			\$57	0.31
9250G	KULA STATION - FIELD OFFIC	SMALL	100%	350	\$70	\$22	\$0	\$0	\$0	\$0	\$0			\$22	0.31
9250 L	KULA STATION - FRUIT FLY RI	SMALL	100%	400	\$80	\$25	\$0	\$0	\$0	\$0	\$0			\$25	0.31
9250 I	KULA STATION - GARAGE/SHK	SMALL	100%	4,340	\$873	\$275	\$0	\$0	\$0	\$0	\$0			\$275	0.31
9250 D	KULA STATION - GREENHOUS	SMALL	100%	1,380	\$278	\$87	\$0	\$0	\$0	\$0	\$0			\$87	0.31
9250E	KULA STATION - GREENHOUS	SMALL	100%	2,688	\$541	\$170	\$0	\$0	\$0	\$0	\$0			\$170	0.31
9250J	KULA STATION - GREENHOUS	SMALL	100%	1,920	\$386	\$121	\$0	\$0	\$0	\$0	\$0			\$121	0.31
9250K	KULA STATION - GREENHOUS	SMALL	100%	1,920	\$386	\$121	\$0	\$0	\$0	\$0	\$0			\$121	0.31
9250H	KULA STATION - PESTICIDE S	SMALL	100%	272	\$55	\$17	\$0	\$0	\$0	\$0	\$0			\$17	0.31
9250F	KULA STATION GREENHOUSE	SMALL	100%	2,560	\$515	\$162	\$0	\$0	\$0	\$0	\$0			\$162	0.31
9250A	KULA STATION-OFFICE & LAB	SMALL	100%	1,736	\$349	\$0	\$0	\$110	\$0	\$0	\$0			\$110	0.00
9250B	KULA STATION-OFFICE & STR	SMALL	100%	1,736	\$349	\$0	\$0	\$110	\$0	\$0	\$0			\$110	0.00
9250I	KULA Stn Garage Shop	SMALL	100%	4,340	\$873	\$275	\$0	\$0	\$0	\$0	\$0			\$275	0.31
9354B	LALAMILO STN COTTAGE (2)	SMALL	100%	1,500	\$302	\$95	\$0	\$0	\$0	\$0	\$0			\$95	0.31

Source: Reference Data - 2008

04/01/2008

Subusage: 'Athletic', 'Fac. Hsng.', 'GF', 'Other', 'Parking', 'Stdnt Hsng.', 'Stud. Fee'

10.2

BUILDING SUMMARY INFORMATION

Campus : UHM - Off															
Building Cost Summary in \$(000's)															
Building Number	Building Name	Building Type	EG%	GSF	CRV	Backlog	5 Year Needs					Code & Safety	Other One-time Cost	Total	FCI
							2009	2010	2011	2012	2013				
9354C	LALAMILO STN Field Off & Wr	SMALL	100%	2,000	\$402	\$126	\$0	\$0	\$0	\$0	\$0			\$126	0.31
9354A	LALAMILO STN Grg&Storage S	SMALL	100%	1,200	\$241	\$76	\$0	\$0	\$0	\$0	\$0			\$76	0.31
9600C	LEAHI HOSP-ATHERTON BLD	COMPLEX	100%	25,284	\$12,642	\$0	\$0	\$910	\$0	\$0	\$0			\$910	0.00
9601B	LEAHI HOSP-MED RES QTR #	SMALL	100%	1,990	\$348	\$0	\$0	\$0	\$0	\$0	\$0			\$0	0.00
9601A	LEAHI HOSP-NURSE QTR #1	BASIC	100%	20,880	\$6,264	\$0	\$0	\$0	\$0	\$0	\$0			\$0	0.00
9601L	LEAHI HOSP-NURSES QTRS #	BASIC	100%	9,220	\$2,766	\$0	\$0	\$396	\$0	\$0	\$0			\$396	0.00
9601R	LEAHI HOSP-NURSES QTRS/G	SMALL	100%	580	\$102	\$0	\$0	\$0	\$0	\$0	\$0			\$0	0.00
9600N	LEAHI HOSP-PSYCHIATRY BLD	BASIC	100%	6,220	\$1,866	\$0	\$0	\$267	\$0	\$0	\$0			\$267	0.00
9601S	LEAHI HOSP-STAFF RES	SMALL	100%	1,280	\$224	\$0	\$0	\$0	\$0	\$0	\$0			\$0	0.00
9601I	LEAHI HOSP-STAFF RES #10	SMALL	100%	1,110	\$194	\$0	\$0	\$0	\$0	\$0	\$0			\$0	0.00
9601J	LEAHI HOSP-STAFF RES #11	SMALL	100%	1,770	\$310	\$0	\$0	\$0	\$0	\$0	\$0			\$0	0.00
9601K	LEAHI HOSP-STAFF RES #12	SMALL	100%	1,870	\$327	\$0	\$0	\$0	\$0	\$0	\$0			\$0	0.00
9601C	LEAHI HOSP-STAFF RES #4	SMALL	100%	1,780	\$312	\$0	\$0	\$0	\$0	\$0	\$0			\$0	0.00
9601D	LEAHI HOSP-STAFF RES #5	SMALL	100%	1,800	\$315	\$0	\$0	\$0	\$0	\$0	\$0			\$0	0.00
9601E	LEAHI HOSP-STAFF RES #6	SMALL	100%	1,080	\$189	\$0	\$0	\$0	\$0	\$0	\$0			\$0	0.00
9601F	LEAHI HOSP-STAFF RES #7	SMALL	100%	1,100	\$193	\$0	\$0	\$0	\$0	\$0	\$0			\$0	0.00
9601H	LEAHI HOSP-STAFF RES #9	SMALL	100%	1,110	\$194	\$0	\$0	\$0	\$0	\$0	\$0			\$0	0.00
9601G	LEAHI HOSP-STAFF RES STUD	SMALL	100%	340	\$60	\$0	\$0	\$0	\$0	\$0	\$0			\$0	0.00
9600H	LEAHI HOSP-TROTTER BLDG	COMPLEX	100%	30,754	\$15,377	\$0	\$0	\$0	\$1,107	\$0	\$0			\$1,107	0.00
9600B	LEAHI HOSP-YOUNG BLDG	COMPLEX	100%	132,685	\$66,343	\$0	\$4,777	\$0	\$0	\$0	\$0			\$4,777	0.00
9631	LOOK LABORATORY	COMPLEX	100%	28,620	\$14,310	\$0	\$429	\$0	\$0	\$0	\$0			\$429	0.00

Source: Reference Data - 2008

04/01/2008

Subusage: 'Athletic', 'Fac. Hsng.', 'GF', 'Other', 'Parking', 'Stdnt Hsng.', 'Stud. Fee'

10.2

BUILDING SUMMARY INFORMATION

Campus : UHM - Off															
Building Cost Summary in \$(000's)															
Building Number	Building Name	Building Type	EG%	GSF	CRV	Backlog	5 Year Needs					Code & Safety	Other One-time Cost	Total	FCI
							2009	2010	2011	2012	2013				
9279	LUNAR LASER RANGING STAT	SMALL	100%	3,100	\$624	\$0	\$0	\$0	\$0	\$0	\$0			\$0	0.00
9618B	LYON ARBORETUM-COTTAGE	SMALL	100%	950	\$166	\$0	\$0	\$0	\$0	\$0	\$0			\$0	0.00
9618C	LYON ARBORETUM-COTTAGE	SMALL	100%	672	\$118	\$0	\$0	\$0	\$0	\$0	\$0			\$0	0.00
9618F	LYON ARBORETUM-COTTAGE	SMALL	100%	922	\$161	\$0	\$0	\$0	\$0	\$0	\$0			\$0	0.00
9618G	LYON ARBORETUM-COTTAGE	SMALL	100%	1,412	\$247	\$0	\$0	\$0	\$0	\$0	\$0			\$0	0.00
9618A	LYON ARBORETUM-OFFICE/L	SMALL	100%	842	\$147	\$0	\$0	\$0	\$0	\$0	\$0			\$0	0.00
9618L	LYON ARBORETUM-RAIN SHE	SMALL	100%	96	\$17	\$0	\$0	\$0	\$0	\$0	\$0			\$0	0.00
9618E	LYON ARBORETUM-REPRINT	SMALL	100%	571	\$100	\$0	\$0	\$0	\$0	\$0	\$0			\$0	0.00
9618D	LYON Arboretum - NIH Contr/	BASIC	100%	1	\$0	\$0	\$0	\$0	\$0	\$0	\$0			\$0	0.00
9353A	MALAMA-KI STN-OFFICE & LA	SMALL	100%	800	\$161	\$51	\$0	\$0	\$0	\$0	\$0			\$51	0.31
9353C	MALAMA-KI STN-POTTING SH	SMALL	100%	500	\$101	\$32	\$0	\$0	\$0	\$0	\$0			\$32	0.31
9353B	MALAMA-KI STN-STRG & GRG	SMALL	100%	1,500	\$302	\$95	\$0	\$0	\$0	\$0	\$0			\$95	0.31
9612C	MARINE EX CTR-CORE STORA	SMALL	100%	100	\$18	\$0	\$6	\$0	\$0	\$0	\$0			\$6	0.00
9612B	MARINE EX CTR-MACHINE SH	SMALL	100%	100	\$18	\$0	\$0	\$0	\$0	\$0	\$0			\$0	0.00
9612A	MARINE EX CTR-WAREHOUSE	SMALL	100%	100	\$18	\$0	\$0	\$0	\$0	\$0	\$0			\$0	0.00
9612	MARINE EXPEDITIONARY CTR	BASIC	100%	17,900	\$5,370	\$0	\$0	\$0	\$0	\$0	\$0			\$0	0.00
9250	MAUI BRANCH STATION-KULA	SMALL	100%	250	\$50	\$0	\$0	\$16	\$0	\$0	\$0			\$16	0.00
0	MAUL LOW ELEVATION - GAR	SMALL	100%	600	\$121	\$0	\$0	\$0	\$0	\$0	\$0			\$0	0.00
9355G	MEALANI STN - GREENHOUSE	SMALL	100%	800	\$161	\$51	\$0	\$0	\$0	\$0	\$0			\$51	0.31
9355H	MEALANI STN - GREENHOUSE	SMALL	100%	1,000	\$201	\$63	\$0	\$0	\$0	\$0	\$0			\$63	0.31
9355A	MEALANI STN COTTAGE (1)	SMALL	100%	1,500	\$302	\$95	\$0	\$0	\$0	\$0	\$0			\$95	0.31

Source: Reference Data - 2008

04/01/2008

Subusage: 'Athletic', 'Fac. Hsng.', 'GF', 'Other', 'Parking', 'Stdnt Hsng.', 'Stud. Fee'

10.2

BUILDING SUMMARY INFORMATION

Campus : UHM - Off															
Building Cost Summary in \$(000's)															
Building Number	Building Name	Building Type	EG%	GSF	CRV	Backlog	5 Year Needs					Code & Safety	Other One-time Cost	Total	FCI
							2009	2010	2011	2012	2013				
9355B	MEALANI STN EQP&STRG She	SIMPLE	100%	8,000	\$1,150	\$0	\$0	\$0	\$0	\$0	\$0			\$0	0.00
9355C	MEALANI STN FIELD OFF & S	SMALL	100%	2,000	\$402	\$126	\$0	\$0	\$0	\$0	\$0			\$126	0.31
9355D	MEALANI STN Pestcd Stg She	SMALL	100%	100	\$20	\$6	\$0	\$0	\$0	\$0	\$0			\$6	0.31
9355F	MEALANI STN STORAGE SHED	SMALL	100%	700	\$141	\$44	\$0	\$0	\$0	\$0	\$0			\$44	0.31
9355E	MEALANI STN-SCALE HOUSE (SMALL	100%	120	\$24	\$8	\$0	\$0	\$0	\$0	\$0			\$8	0.31
9280	Magnum North Dome	SMALL	100%	707	\$142	\$0	\$0	\$0	\$0	\$0	\$0			\$0	0.00
9301D	Mauna Kea - Interim Power St	SMALL	100%	1,000	\$201	\$0	\$0	\$0	\$0	\$0	\$0			\$0	0.00
9301	Mauna Kea Education Center	SMALL	100%	1,000	\$201	\$0	\$0	\$0	\$0	\$0	\$0			\$0	0.00
0	Medical Education & Administr	BASIC	100%	136,581	\$40,974	\$0	\$0	\$0	\$0	\$0	\$0			\$0	0.00
9275	Mees Observatory - Haleakal	SMALL	100%	2,565	\$516	\$0	\$0	\$0	\$0	\$0	\$162			\$162	0.00
9305	NASA 3-Meter Ifrared Telesco	BASIC	100%	10,500	\$3,623	\$0	\$0	\$181	\$0	\$0	\$0			\$181	0.00
9475C	PADDY CROP STATION-TRAC	SMALL	100%	600	\$121	\$38	\$0	\$0	\$0	\$0	\$0			\$38	0.31
9475A	PADDY CROPP STATION- STA	SMALL	100%	1,700	\$342	\$108	\$0	\$0	\$0	\$0	\$0			\$108	0.31
9645D	PEARL CITY UGC Off&Garage	SMALL	100%	1,700	\$342	\$75	\$0	\$0	\$0	\$0	\$0			\$75	0.22
9645E	PEARL CITY UGC-CLASSROOM	SMALL	100%	1,000	\$201	\$63	\$0	\$0	\$0	\$0	\$0			\$63	0.31
9645F	PEARL CITY UGC-OFFC/STOR	SMALL	100%	1,500	\$302	\$95	\$0	\$0	\$0	\$0	\$0			\$95	0.31
9645H	PEARL CITY UGC-RESTROOM	SMALL	100%	300	\$60	\$0	\$0	\$19	\$0	\$0	\$0			\$19	0.00
9670F	POAMOHO STATION - TRACT	SMALL	100%	1,600	\$322	\$0	\$0	\$0	\$0	\$0	\$0			\$0	0.00
9670D	POAMOHO STATION STORAGE	SMALL	100%	1,000	\$201	\$0	\$0	\$0	\$0	\$0	\$0			\$0	0.00
9670A	POAMOHO STN-Cottage/strg	SMALL	100%	1,400	\$282	\$89	\$0	\$0	\$0	\$0	\$0			\$89	0.31
9670B	POAMOHO STN-GRG&STR (ab	SMALL	0%	1,500	\$302	\$0	\$0	\$0	\$0	\$0	\$0			\$0	0.00

Source: Reference Data - 2008

04/01/2008

Subusage: 'Athletic', 'Fac. Hsng.', 'GF', 'Other', 'Parking', 'Stdnt Hsng.', 'Stud. Fee'

10.2

BUILDING SUMMARY INFORMATION

Campus : UHM - Off															
Building Cost Summary in \$(000's)															
Building Number	Building Name	Building Type	EG%	GSF	CRV	Backlog	5 Year Needs					Code & Safety	Other One-time Cost	Total	FCI
							2009	2010	2011	2012	2013				
9670H	POAMOHO STN-OFFICE/Brea	SMALL	100%	2,000	\$402	\$0	\$0	\$0	\$0	\$0	\$0			\$0	0.00
9301B	Planetary Patrol Building	SMALL	100%	559	\$112	\$0	\$0	\$0	\$0	\$0	\$0			\$0	0.00
9650C	QUEENS HOSP-UNIV TOWER	BASIC	100%	10,000	\$3,000	\$0	\$0	\$0	\$0	\$0	\$0			\$0	0.00
9301	UH Hilo 0.6-Meter Telescope	SMALL	100%	1,256	\$253	\$0	\$0	\$0	\$0	\$0	\$0			\$0	0.00
9301	UH IFA 2.4-Meter Pan-STARR	COMPLEX	100%	750	\$431	\$0	\$0	\$20	\$0	\$0	\$0			\$20	0.00
9301	UH IFA 2.2-Meter Telescope	COMPLEX	100%	12,698	\$7,301	\$0	\$526	\$0	\$0	\$0	\$0			\$526	0.00
9301	UH IFA Hilo Facility	BASIC	100%	35,000	\$12,075	\$0	\$201	\$604	\$0	\$0	\$0			\$805	0.00
9301	UH IFA Pan-STARRS 1 Suppor	SMALL	100%	200	\$40	\$0	\$0	\$0	\$0	\$0	\$0			\$0	0.00
0964J	URBAN GARDEN CENTER - SH	SMALL	100%	4,800	\$966	\$0	\$0	\$0	\$0	\$0	\$0			\$0	0.00
9645I	URBAN GARDEN CENTER - Up	SMALL	100%	1,700	\$342	\$0	\$0	\$108	\$0	\$0	\$0			\$108	0.00
9301A	USAF AEOS Spectrograph Dor	SMALL	100%	362	\$73	\$0	\$0	\$0	\$0	\$0	\$0			\$0	0.00
9352E	VOLCANO STATION GREENHS	BASIC	100%	4,000	\$1,380	\$166	\$0	\$0	\$0	\$0	\$0			\$166	0.12
9352D	VOLCANO STATION- GREENH	SMALL	100%	1,500	\$302	\$95	\$0	\$0	\$0	\$0	\$0			\$95	0.31
9352B	VOLCANO STATION-COTTAGE	SMALL	100%	1,512	\$304	\$96	\$0	\$0	\$0	\$0	\$0			\$96	0.31
9352 F	VOLCANO STATION-CTAHR G	SMALL	100%	3,000	\$604	\$190	\$0	\$0	\$0	\$0	\$0			\$190	0.31
9352 G	VOLCANO STATION-CTAHR G	SMALL	100%	2,000	\$402	\$126	\$0	\$0	\$0	\$0	\$0			\$126	0.31
9352 H	VOLCANO STATION-CTAHR G	SMALL	100%	3,000	\$604	\$190	\$0	\$0	\$0	\$0	\$0			\$190	0.31
9352 I	VOLCANO STATION-CTAHR G	SMALL	100%	7,000	\$1,409	\$443	\$0	\$0	\$0	\$0	\$0			\$443	0.31
9352 J	VOLCANO STATION-CTAHR G	SMALL	100%	3,000	\$604	\$190	\$0	\$0	\$0	\$0	\$0			\$190	0.31
9352C	VOLCANO STATION-OFFICE B	SMALL	100%	1,500	\$302	\$95	\$0	\$0	\$0	\$0	\$0			\$95	0.31
9352	VOLCANO STATION-PBRC GR	SMALL	100%	2,000	\$402	\$126	\$0	\$0	\$0	\$0	\$0			\$126	0.31

Source: Reference Data - 2008

04/01/2008

Subusage: 'Athletic', 'Fac. Hsng.', 'GF', 'Other', 'Parking', 'Stdnt Hsng.', 'Stud. Fee'

10.2

BUILDING SUMMARY INFORMATION

Campus : UHM - Off															
Building Cost Summary in \$(000's)															
Building Number	Building Name	Building Type	EG%	GSF	CRV	Backlog	5 Year Needs					Code & Safety	Other One-time Cost	Total	FCI
							2009	2010	2011	2012	2013				
9352 M	VOLCANO STATION-PBRC GR	SMALL	100%	2,000	\$402	\$126	\$0	\$0	\$0	\$0	\$0			\$126	0.31
9352 N	VOLCANO STATION-PBRC GR	SMALL	100%	2,000	\$402	\$126	\$0	\$0	\$0	\$0	\$0			\$126	0.31
9352 O	VOLCANO STATION-PBRC GR	SMALL	100%	2,000	\$402	\$126	\$0	\$0	\$0	\$0	\$0			\$126	0.31
9352 K	VOLCANO STATION-PBRC STC	SMALL	100%	500	\$101	\$32	\$0	\$0	\$0	\$0	\$0			\$32	0.31
9352A	VOLCANO STATION-VEHICLE	SMALL	100%	1,440	\$290	\$91	\$0	\$0	\$0	\$0	\$0			\$91	0.31
9351D	WAIAKEA STN - Eqp Shed	SMALL	100%	5,840	\$1,175	\$369	\$0	\$0	\$0	\$0	\$0			\$369	0.31
9351A	WAIAKEA STN BRANCH OFFIC	SMALL	100%	2,816	\$567	\$178	\$0	\$0	\$0	\$0	\$0			\$178	0.31
9351B	WAIAKEA STN COTTAGE	SMALL	100%	1,977	\$398	\$125	\$0	\$0	\$0	\$0	\$0			\$125	0.31
9351M	WAIAKEA STN Entomology	SMALL	100%	2,950	\$594	\$187	\$0	\$0	\$0	\$0	\$0			\$187	0.31
9351H	WAIAKEA STN FERTILIZER SH	SMALL	100%	400	\$80	\$25	\$0	\$0	\$0	\$0	\$0			\$25	0.31
9351G	WAIAKEA STN FIBERGLS GR	SIMPLE	100%	7,041	\$1,012	\$6	\$0	\$123	\$0	\$0	\$0			\$130	0.01
6351F	WAIAKEA STN Fbrglss Grnhs 2	SIMPLE	100%	11,000	\$1,581	\$225	\$0	\$0	\$0	\$0	\$0			\$225	0.14
9351L	WAIAKEA STN Greenhouse 1	BASIC	100%	3,980	\$1,373	\$119	\$0	\$0	\$0	\$0	\$0			\$119	0.09
9351I	WAIAKEA STN Nursery (14)	SMALL	100%	3,000	\$604	\$190	\$0	\$0	\$0	\$0	\$0			\$190	0.31
9351J	WAIAKEA STN Nursery SHED	SMALL	100%	840	\$169	\$53	\$0	\$0	\$0	\$0	\$0			\$53	0.31
9351C	WAIAKEA STN SHEEP BARN (2	SMALL	100%	1,935	\$389	\$122	\$0	\$0	\$0	\$0	\$0			\$122	0.31
9351E	WAIAKEA STN-FIELD LAB&OFF	SMALL	100%	1,925	\$387	\$122	\$0	\$0	\$0	\$0	\$0			\$122	0.31
9657A	WAIALEE EXPERIMENTAL FAR	SMALL	100%	1,100	\$221	\$70	\$0	\$0	\$0	\$0	\$0			\$70	0.31
9657T	WAIALEE STATION - BEEF OF	SMALL	100%	1,500	\$302	\$95	\$0	\$0	\$0	\$0	\$0			\$95	0.31
9657R	WAIALEE STATION - BICE HA	SMALL	100%	4,000	\$805	\$253	\$0	\$0	\$0	\$0	\$0			\$253	0.31
9657V	WAIALEE STATION - CALF BA	SMALL	100%	5,000	\$1,006	\$316	\$0	\$0	\$0	\$0	\$0			\$316	0.31

Source: Reference Data - 2008

04/01/2008

Subusage: 'Athletic', 'Fac. Hsng.', 'GF', 'Other', 'Parking', 'Stdnt Hsng.', 'Stud. Fee'

10.2

BUILDING SUMMARY INFORMATION

Campus : UHM - Off															
Building Cost Summary in \$(000's)															
Building Number	Building Name	Building Type	EG%	GSF	CRV	Backlog	5 Year Needs					Code & Safety	Other One-time Cost	Total	FCI
							2009	2010	2011	2012	2013				
9657B	WAIALEE STATION - COTTAG	SMALL	100%	1,100	\$221	\$70	\$0	\$0	\$0	\$0	\$0			\$70	0.31
9657C	WAIALEE STATION - COTTAG	SMALL	100%	1,100	\$221	\$70	\$0	\$0	\$0	\$0	\$0			\$70	0.31
9657D	WAIALEE STATION - COTTAG	SMALL	100%	1,100	\$221	\$70	\$0	\$0	\$0	\$0	\$0			\$70	0.31
9657F	WAIALEE STATION - DAIRY B	SMALL	100%	2,500	\$503	\$158	\$0	\$0	\$0	\$0	\$0			\$158	0.31
9657S	WAIALEE STATION - FEEDLOT	BASIC	100%	10,000	\$3,450	\$676	\$0	\$0	\$0	\$0	\$0			\$676	0.20
9657 E	WAIALEE STATION - FIELD O	BASIC	100%	20,000	\$6,900	\$1,311	\$0	\$0	\$0	\$345	\$0			\$1,656	0.19
9657 I	WAIALEE STATION - POULTR	BASIC	100%	7,000	\$2,415	\$545	\$0	\$0	\$0	\$0	\$0			\$545	0.23
9657 J	WAIALEE STATION - POULTR	SMALL	100%	2,000	\$402	\$126	\$0	\$0	\$0	\$0	\$0			\$126	0.31
9657 K	WAIALEE STATION - POULTR	SMALL	100%	2,000	\$402	\$126	\$0	\$0	\$0	\$0	\$0			\$126	0.31
9657 L	WAIALEE STATION - POULTR	SMALL	100%	4,000	\$805	\$253	\$0	\$0	\$0	\$0	\$0			\$253	0.31
9657 N	WAIALEE STATION - POULTR	SMALL	100%	4,000	\$805	\$253	\$0	\$0	\$0	\$0	\$0			\$253	0.31
9657 O	WAIALEE STATION - POULTR	SMALL	100%	4,000	\$805	\$253	\$0	\$0	\$0	\$0	\$0			\$253	0.31
9657 P	WAIALEE STATION - POULTR	SMALL	100%	4,000	\$805	\$253	\$0	\$0	\$0	\$0	\$0			\$253	0.31
9657Q	WAIALEE STATION - POULTR	SMALL	100%	4,000	\$805	\$253	\$0	\$0	\$0	\$0	\$0			\$253	0.31
9657W	WAIALEE STATION - SHEEP B	SMALL	100%	1,500	\$302	\$95	\$0	\$0	\$0	\$0	\$0			\$95	0.31
9657U	WAIALEE STATION - STEEP R	SMALL	100%	4,000	\$805	\$253	\$0	\$0	\$0	\$0	\$0			\$253	0.31
9657G	WAIALEE STATION - SWINE B	BASIC	100%	10,000	\$3,450	\$549	\$0	\$0	\$0	\$0	\$0			\$549	0.16
9657 H	WAIALEE STATION - SWINE N	SMALL	100%	5,000	\$1,006	\$316	\$0	\$0	\$0	\$0	\$0			\$316	0.31
9657 M	WAIALEE STATION -FEED RO	SMALL	100%	4,000	\$805	\$253	\$0	\$0	\$0	\$0	\$0			\$253	0.31
9640	WAIKIKI AQUARIUM	COMPLEX	100%	33,905	\$16,953	\$0	\$0	\$0	\$0	\$0	\$0			\$0	0.00
9628D	WAIMANALO STATION GREEN	SMALL	100%	600	\$121	\$38	\$0	\$0	\$0	\$0	\$0			\$38	0.31

Source: Reference Data - 2008

04/01/2008

Subusage: 'Athletic', 'Fac. Hsng.', 'GF', 'Other', 'Parking', 'Stdnt Hsng.', 'Stud. Fee'

10.2

BUILDING SUMMARY INFORMATION

Campus : UHM - Off															
Building Cost Summary in \$(000's)															
Building Number	Building Name	Building Type	EG%	GSF	CRV	Backlog	5 Year Needs					Code & Safety	Other One-time Cost	Total	FCI
							2009	2010	2011	2012	2013				
9628C	WAIMANALO STATION-FOR	SMALL	100%	875	\$176	\$55	\$0	\$0	\$0	\$0	\$0			\$55	0.31
9628K	WAIMANALO STATION-GREE	SMALL	100%	3,000	\$604	\$190	\$0	\$0	\$0	\$0	\$0			\$190	0.31
9628H	WAIMANALO STATION-OFFC	SMALL	100%	2,040	\$411	\$129	\$0	\$0	\$0	\$0	\$0			\$129	0.31
9628A	WAIMANALO STATION-OFFIC	SMALL	100%	1,127	\$227	\$71	\$0	\$0	\$0	\$0	\$0			\$71	0.31
9628J	WAIMANALO STATION-SEED	SMALL	100%	2,400	\$483	\$152	\$0	\$0	\$0	\$0	\$0			\$152	0.31
9628B	WAIMANALO STATION-STOR	SMALL	100%	4,158	\$837	\$263	\$0	\$0	\$0	\$0	\$0			\$263	0.31
9628L	WAIMANALO STATION-STOR	SMALL	100%	4,000	\$805	\$253	\$0	\$0	\$0	\$0	\$0			\$253	0.31
9628G	WAIMANALO STATION-TRAC	SMALL	100%	500	\$101	\$32	\$0	\$0	\$0	\$0	\$0			\$32	0.31
9628M	WAIMANALO STATION-TRAC	SMALL	100%	1,600	\$322	\$101	\$0	\$0	\$0	\$0	\$0			\$101	0.31
9666A	WHITMORE STN Field Off & S	SMALL	100%	1,500	\$302	\$95	\$0	\$0	\$0	\$0	\$0			\$95	0.31
9666B	WHITMORE STN Greenhouse	SMALL	100%	3,600	\$724	\$0	\$0	\$0	\$0	\$0	\$0			\$0	0.00
9274	Waialoa Main Building	SMALL	100%	4,750	\$956	\$0	\$0	\$0	\$0	\$0	\$0			\$0	0.00
9277A	Zodiacal Light Lab - Haleakala	SMALL	100%	930	\$187	\$0	\$0	\$0	\$0	\$0	\$0			\$0	0.00
UHM - Off Total				1,448,019	\$541,285	\$25,867	\$8,297	\$3,316	\$3,887	\$6,185	\$6,363			\$53,913	0.05

Source: Reference Data - 2008

04/01/2008

Subusage: 'Athletic', 'Fac. Hsng.', 'GF', 'Other', 'Parking', 'Stdnt Hsng.', 'Stud. Fee'

10.2

BUILDING SUMMARY INFORMATION

Campus : UHWO															
Building Cost Summary in \$(000's)															
Building Number	Building Name	Building Type	EG%	GSF	CRV	Backdog	5 Year Needs					Code & Safety	Other One-time Cost	Total	FCI
							2009	2010	2011	2012	2013				
7910A	Building A	BASIC	100%	4,695	\$1,409	\$0	\$0	\$0	\$0	\$70	\$0			\$70	0.00
7910B	Building B	BASIC	100%	4,644	\$1,393	\$0	\$0	\$0	\$0	\$70	\$0			\$70	0.00
7910C	Building C	BASIC	100%	4,695	\$1,409	\$0	\$0	\$0	\$0	\$70	\$0			\$70	0.00
7910D	Building D	SMALL	100%	3,795	\$664	\$0	\$0	\$0	\$0	\$0	\$0			\$0	0.00
7910E	Building E1	BASIC	100%	4,744	\$1,423	\$0	\$0	\$0	\$0	\$71	\$0			\$71	0.00
7910E2	Building E2	SMALL	100%	1,954	\$342	\$0	\$0	\$0	\$0	\$0	\$0			\$0	0.00
7911	C.L.E.A.R	SMALL	100%	3,795	\$664	\$0	\$0	\$0	\$0	\$0	\$0			\$0	0.00
7910F	Lanai Building B	SMALL	100%	1,500	\$263	\$0	\$0	\$0	\$0	\$0	\$0			\$0	0.00
7910G	Lanai Building E	SMALL	100%	1,200	\$210	\$0	\$0	\$0	\$0	\$0	\$0			\$0	0.00
UHWO Total				31,022	\$7,776	\$0	\$0	\$0	\$0	\$282	\$0			\$282	0.00

Source: Reference Data - 2008

04/01/2008

Subusage: 'Athletic', 'Fac. Hsng.', 'GF', 'Other', 'Parking', 'Stdnt Hsng.', 'Stud. Fee'

10.2

BUILDING SUMMARY INFORMATION

Campus : WIN															
Building Cost Summary in \$(000's)															
Building Number	Building Name	Building Type	EG%	GSF	CRV	Backlog	5 Year Needs					Code & Safety	Other One-time Cost	Total	FCI
							2009	2010	2011	2012	2013				
00	WCC Windward Campuswide	SMALL	100%	1	\$0	\$0	\$0	\$0	\$0	\$0	\$0	\$231	\$278	\$509	0.00
5986A	WCC-AGRICULTURE FACILIT	SMALL	100%	800	\$161	\$0	\$0	\$0	\$0	\$0	\$0			\$0	0.00
5982	WCC-ECKERDT BLDG	BASIC	100%	34,333	\$11,845	\$736	\$0	\$415	\$0	\$0	\$0			\$1,150	0.06
5988A	WCC-EQUIPMENT STORAGE	SMALL	100%	192	\$39	\$0	\$0	\$0	\$0	\$0	\$0			\$0	0.00
5990	WCC-HALE AKOAKOA (CAMPL	BASIC	0%	55,052	\$18,993	\$0	\$0	\$0	\$0	\$0	\$0			\$0	0.00
5993	WCC-HALE AWA	BASIC	0%	11,612	\$4,006	\$0	\$0	\$611	\$0	\$0	\$0			\$611	0.00
5989	WCC-HALE HOKULANI (PLANE	COMPLEX	100%	4,438	\$2,552	\$0	\$0	\$0	\$0	\$0	\$0			\$0	0.00
5988	WCC-HALE IMILOA (NATURAL	COMPLEX	100%	32,359	\$18,606	\$0	\$0	\$0	\$558	\$0	\$0			\$558	0.00
5987	WCC-HALE KUHINA (OCET/ET	BASIC	100%	11,295	\$3,897	\$0	\$0	\$208	\$0	\$0	\$0			\$208	0.00
5991	WCC-HALE PALANAKILA (HUP	BASIC	100%	82,759	\$28,552	\$0	\$0	\$0	\$0	\$0	\$0			\$0	0.00
5986B	WCC-HALE ULUWEHI (GREEN	BASIC	100%	6,086	\$2,100	\$0	\$0	\$0	\$105	\$0	\$0			\$105	0.00
5981	WCC-IOLANI BLDG	BASIC	100%	16,113	\$5,559	\$278	\$0	\$195	\$0	\$0	\$0			\$473	0.05
5977	WCC-LAAKEA (KANALOA) BLD	BASIC	100%	8,031	\$2,909	\$139	\$0	\$97	\$0	\$0	\$0			\$236	0.05
5994	WCC-Lanihuli Observatory	COMPLEX	100%	1,400	\$805	\$0	\$0	\$0	\$0	\$0	\$0			\$0	0.00
5985	WCC-MAINTENANCE SHOP	BASIC	100%	7,434	\$2,565	\$0	\$32	\$0	\$0	\$0	\$205			\$237	0.00
5979	WCC-MANAOPONO (MAHI) BL	BASIC	100%	8,062	\$2,781	\$256	\$0	\$97	\$0	\$0	\$0			\$354	0.09
5983	WCC-NAAUAO (WAIPA) BLD	BASIC	100%	10,831	\$3,737	\$649	\$0	\$131	\$0	\$0	\$0			\$780	0.17
5980	WCC-NOEAU (JUDD) BLDG	BASIC	100%	7,694	\$2,654	\$113	\$0	\$93	\$0	\$0	\$0			\$206	0.04
5992	WCC-WHITE HOUSE (HAWAII	SMALL	100%	3,089	\$622	\$0	\$0	\$0	\$0	\$0	\$0			\$0	0.00
WIN Total				301,581	\$112,383	\$2,170	\$32	\$1,846	\$105	\$558	\$205	\$231	\$278	\$5,426	0.02

Source: Reference Data - 2008

04/01/2008

Subusage: 'Athletic', 'Fac. Hsng.', 'GF', 'Other', 'Parking', 'Stdnt Hsng.', 'Stud. Fee'

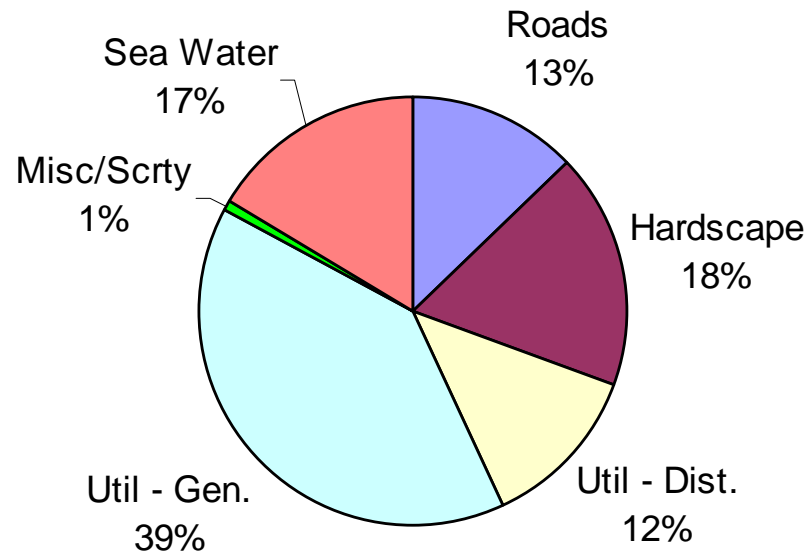
10.2

4. INFRASTRUCTURE

Average Annual Infrastructure Needs (\$ 000's)

Campus	Roads	Landscape	Distribution	Generation	Security	Sea Water	Total
UHM	\$216	\$310	\$326	\$2,235	\$12	\$0	\$3,099
UHM - Off	\$0	\$0	\$4	\$0	\$29	\$0	\$32
UHH	\$186	\$293	\$95	\$0	\$3	\$1,079	\$1,656
UHWO	\$0	\$2	\$1	\$10	\$0	\$0	\$12
HAW	\$47	\$42	\$25	\$35	\$0	\$0	\$147
HON	\$112	\$58	\$29	\$92	\$0	\$0	\$291
KAP	\$60	\$75	\$55	\$52	\$0	\$0	\$241
KAU	\$88	\$82	\$136	\$28	\$0	\$0	\$333
LEE	\$30	\$168	\$47	\$56	\$0	\$0	\$301
MAU	\$43	\$71	\$56	\$56	\$2	\$0	\$228
WIN	\$49	\$66	\$39	\$41	\$0	\$0	\$196
s/tot CCs	\$429	\$562	\$387	\$360	\$2	\$0	\$1,737
Total	\$831	\$1,167	\$813	\$2,605	\$46	\$1,079	\$6,537

UH Annual Infrastructure Needs - Total = \$6.5M



Average Infrastructure as a Percentage of Average Building Renewal

	GSF	CRV \$(000's)	Ave. Ann. Renewal \$(000's)	Ave. Ann. Infra \$(000's)	Infra/ Renewal
UHM	7,874,173	\$2,404,322	\$35,925	\$3,099	9%
UHM - Off	1,448,018	\$541,285	\$7,537	\$32	0%
UHH	928,059	\$324,559	\$4,463	\$1,656	37%
UHWO	31,022	\$7,776	\$111	\$12	11%
HAW	230,635	\$80,157	\$1,113	\$147	13%
HON	718,918	\$244,308	\$3,759	\$291	8%
KAP	406,570	\$121,768	\$1,762	\$241	14%
KAU	255,679	\$89,287	\$1,225	\$334	27%
LEE	418,757	\$129,443	\$1,696	\$301	18%
MAU	404,607	\$119,155	\$1,451	\$228	16%
WIN	301,581	\$112,383	\$1,429	\$196	14%
s/tot CCs	2,736,747	\$896,501	\$12,435	\$1,738	14%
Total	13,018,019	\$4,174,442	\$60,472	\$6,537	11%

5. SUMMARY

Summary Report by Campus (All Space)

	GSF	Building CRV \$(000's)	Building Backlog \$(000's)	Other Backlog ¹ \$(000's)	Infra Backlog ² \$(000's)	Ave. Ann. Renewal \$(000's)	Ave. Ann. Infra \$(000's)	FCI	Bldg Renewal/ CRV (%)
UHM	7,874,173	\$2,404,322	\$201,551	\$2,465	\$12,871	\$35,925	\$3,099	0.08	1.49%
UHM - Ofi	1,448,018	\$541,285	\$25,867	\$0	inc. in UHM	\$7,537	\$32	0.05	1.39%
UHH	928,059	\$324,559	\$34,482	\$3,115	\$2,870	\$4,463	\$1,656	0.11	1.38%
UHWO	31,022	\$7,776	\$0	\$0	\$0	\$111	\$12	0.00	1.42%
HAW	230,635	\$80,157	\$1,817	\$650	\$0	\$1,113	\$149	0.02	1.39%
HON	718,918	\$244,308	\$7,060	\$4,245	\$6,793	\$3,759	\$291	0.03	1.54%
KAP	406,570	\$121,768	\$8,115	\$4,867	\$1,480	\$1,762	\$241	0.07	1.45%
KAU	255,679	\$89,287	\$5,755	\$0	\$1,057	\$1,225	\$333	0.06	1.37%
LEE	418,757	\$129,443	\$12,655	\$0	\$3,673	\$1,696	\$301	0.10	1.31%
MAU	404,607	\$119,155	\$1,714	\$3,372	\$2,341	\$1,451	\$228	0.01	1.22%
WIN	301,581	\$112,383	\$2,170	\$509	\$0	\$1,429	\$196	0.02	1.27%
Subtotal	2,736,747	\$896,501	\$39,286	\$13,643	\$15,344	\$12,435	\$1,739	0.04	1.39%
Total	13,018,019	\$4,174,442	\$301,187	\$19,223	\$31,085	\$60,472	\$6,537	0.07	1.45%

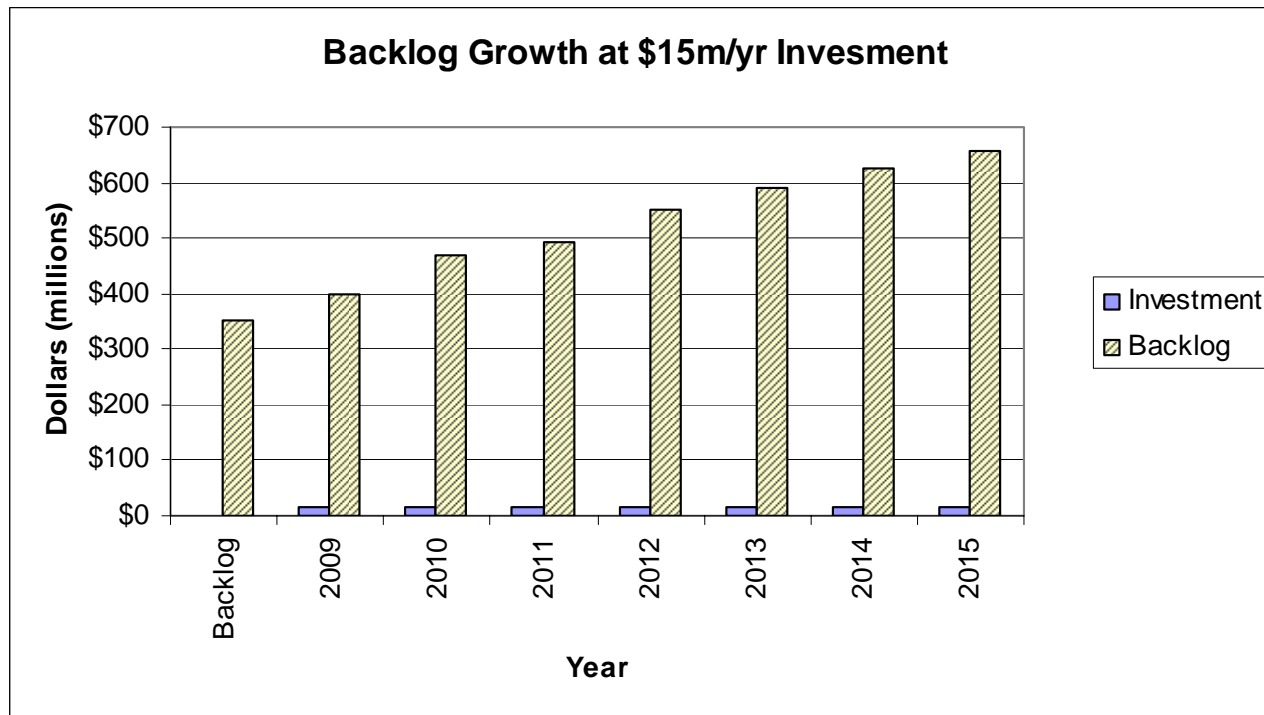
¹ Data from UH Unfunded Deferred Repairs and Maintenance Listing (January 2008). Included in FRRM as one-time needs.

² Data from UH Unfunded Deferred Repairs and Maintenance Listing (January 2008). Not included in FRRM.

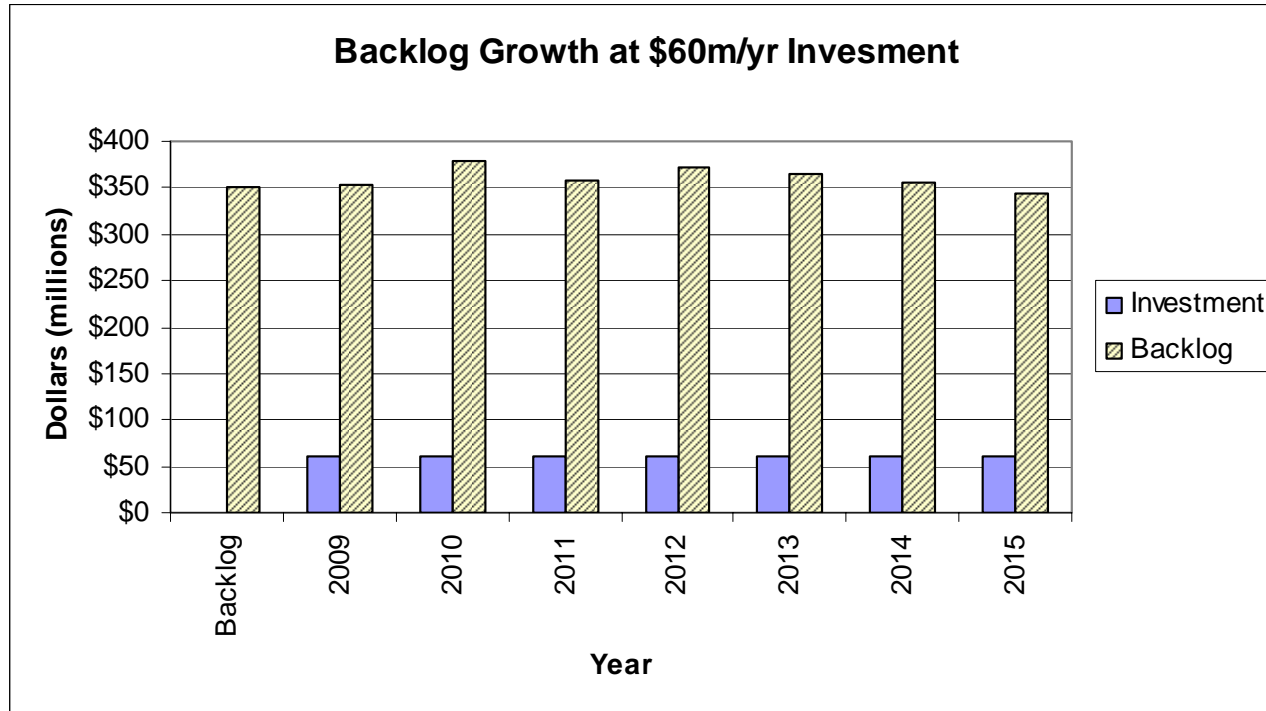
Investment Alternatives to Reduce the Backlog of Deferred Renewal

The following four scenarios illustrate the effect of various annual investment levels on the backlog of Deferred Maintenance.

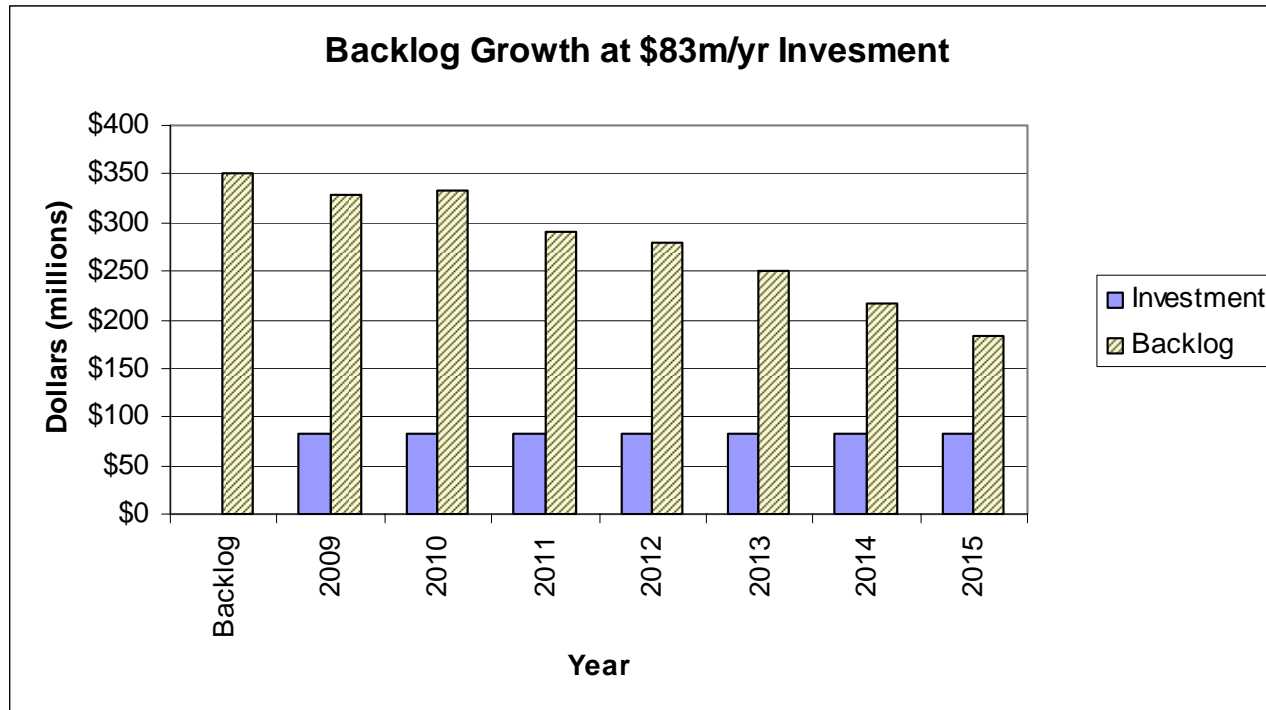
Scenario #1 – An investment of \$15 million per year (constant 2008 dollars) would allow the backlog to grow from the current \$351 million to \$659 million in 2015.



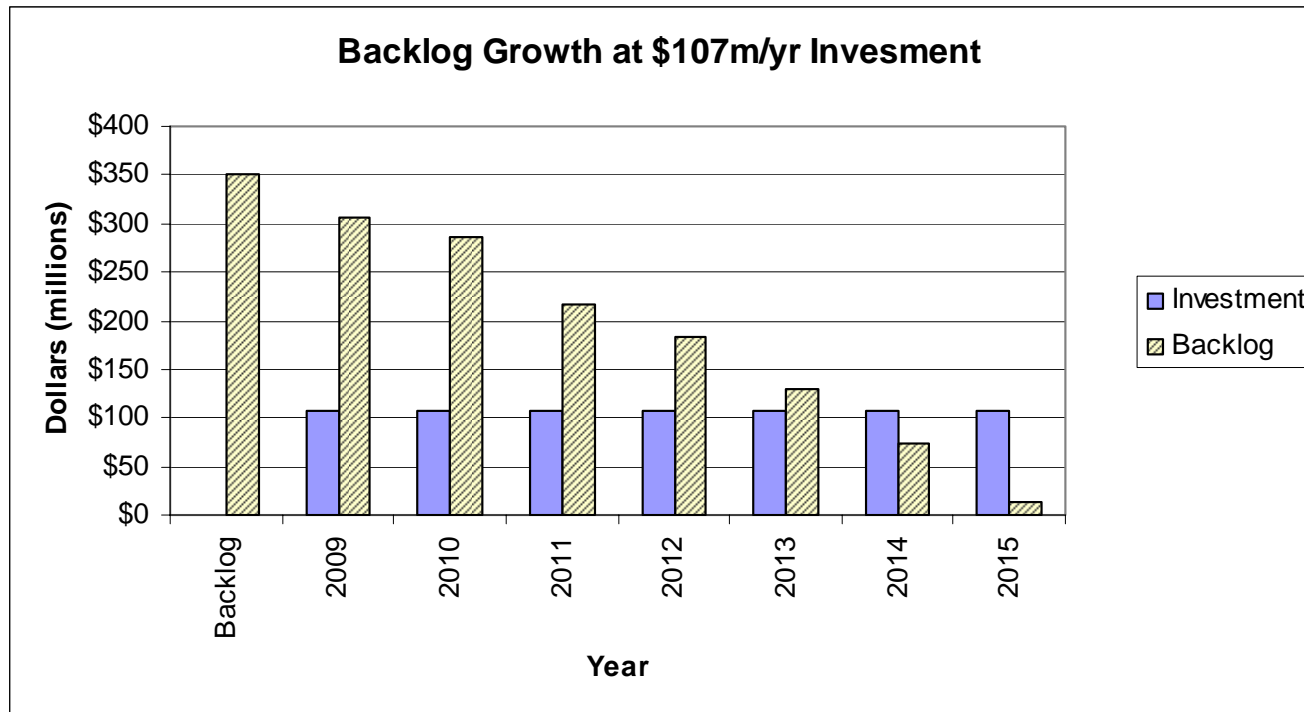
Scenario #2 – An annual investment of \$60 million per year (constant 2008 dollars) would hold the backlog flat through 2015.



Scenario #3 – An annual investment of \$83 million per year (constant 2008 dollars) would reduce the backlog by 50% by 2015.



Scenario #4 – An annual investment of \$107 million per year (constant 2008 dollars) would eliminate the backlog by 2015.



DEPARTMENT: UNIVERSITY OF HAWAII

Table with columns: Project No., User Agency, Expanding Agency, Island, Project Title, Agency's Project No., Project Status Code, Design Funds Appr. (Y/N/AD), Design Funds MOF, Design Allot. To Be Requested (Mon./Yr.), Design Funds Allotted (Y/N/AD), Const. Funds Appr. (Y/N/AC), Const. Funds MOF, Const. Allot. To Be Requested (Mon./Yr.), Const. Funds Allotted (Y/N/AC), Project Design Contract Awarded (Y/N), Est. Design Compl. Date (Mon./Yr.), Est. Bid Advertising Open Date (Mo/Yr), Actual B.O. Date (M/D/Y), Est. Award Date (Mon./Yr.), Actual Const. Award Date (M/D/Y), Est. Const. Cost, Actual Const. Contract Award Amount, Est. Const. Start Date (Mon./Yr.), Actual Const. Start Date (M/D/Y), Contr. Contract Time (Cal. Days), Comments Action Required.

DEPARTMENT: UNIVERSITY OF HAWAII

Project No.	User Agency	Expanding Agency	Island	Project Title	Agency's Project No.	Project Status Code	Design Funds Appr. (Y/N/AD)	Design Funds MOF	Design Allot. To Be Requested (Mon./Yr.)	Design Funds Allotted (Y/N/AD)	Const. Funds Appr. (Y/N/AC)	Const. Funds MOF	Const. Allot. To Be Requested (Mon./Yr.)	Const. Funds Allotted (Y/N/AC)	Project Design Contract Awarded (Y/N)	Est. Design Compl. Date (Mon./Yr.)	Est. Bid Advertising Open Date (Mo/Yr)	Actual B.O. Date (M/D/Y)	Est. Award Date (Mon./Yr.)	Actual Const. Award Date (M/D/Y)	Est. Const. Cost	Actual Const. Contract Award Amount	Est. Const. Start Date (Mon./Yr.)	Actual Const. Start Date (M/D/Y)	Contr. Contract Time (Cal. Days)	Comments Action Required
UOH0060	HON	UOH	Oahu	Repair Termite Damage, Campuswide	SW-07-1273	4	Y	C		Y	Y	C		Y		Dec-08	Feb-09		May-09	\$ 120,000		Jul-09				
UOH0061	HON	UOH	Oahu	Retrofit AC Controls, 8814	SW-08-1278	4	Y	C		Y	Y	C		Y		Dec-08	Feb-09		May-09	\$ 92,000		Jul-09				
UOH0062	HON	UOH	Oahu	Replace Roll-up Doors, 8852	SW-08-1279	4	Y	C		Y	Y	C		Y		Dec-08	Feb-09		May-09	\$ 166,000		Jul-09				
UOH0063	HON	UOH	Oahu	Eliminate Mold Problem, 8807	SW-08-1281	4	Y	C		Y	Y	C		Y		Dec-08	Feb-09		May-09	\$ 2,000,000		Jul-09				
UOH0064	HON	UOH	Oahu	Asbestos Abatement, 8812 & 8814	SW-08-1282	4	Y	C		Y	Y	C		Y		Dec-08	Feb-09		May-09	\$ 374,000		Jul-09				
UOH0065	HON	UOH	Oahu	Replace Cooling Towers, 8810	SW-08-1284	4	Y	C		Y	Y	C		Y		Dec-08	Feb-09		May-09	\$ 250,000		Jul-09				
UOH0066	HON	UOH	Oahu	Repair/Retrofit Air Conditioning System, 8852	SW-09-1284	4	Y	C		Y	Y	C		Y		Dec-08	Feb-09		May-09	\$ 150,000		Jul-09				
UOH0067	HON	UOH	Oahu	Electrical Assessment/Upgrade Power 8827	SW-09-1290	4	Y	C		Y	Y	C		Y		Dec-08	Feb-09		May-09	\$ 321,000		Jul-09				
UOH0068	HON	UOH	Oahu	Reroof Hangar 111, PATC 8857	SW-08-1274	4	Y	C		Y	Y	C		Y		Dec-08	Feb-09		May-09	\$ 3,494,000		Jul-09				
UOH0069	KAP	UOH	Oahu	Upgrade Centralized Fire Alarm Sys, Campuswide	SW-07-2212	2	Y	C		Y	Y	C		Y		Oct-08	Oct-08	10/20/08	Jan-09	\$ 900,000	\$ 684,405	Feb-09		330	Pending Award	
UOH0070	KAP	UOH	Oahu	Refurbish/Replace Exterior Lighting, Campuswide	SW-07-2210	4	Y	C		Y	Y	C		Y		Dec-08	Feb-09		May-09	\$ 504,000		Jul-09				
UOH0071	KAP	UOH	Oahu	Replace Cooling Towers, phase 1	SW-08-1284	4	Y	C		Y	Y	C		Y		Dec-08	Feb-09		May-09	\$ 2,500,000		Jul-09				
UOH0072	KAP	UOH	Oahu	Replace Cooling Towers, phase 2	SW-08-1284	4	Y	C		Y	Y	C		Y		Dec-08	Feb-09		May-09	\$ 2,000,000		Jul-09				
UOH0073	KAP	UOH	Oahu	Replace Walk-in Refrigerator/Freezers, 6928 & 6930	SW-08-2217	4	Y	C		Y	Y	C		Y		Dec-08	Feb-09		May-09	\$ 54,000		Jul-09				
UOH0074	KAP	UOH	Oahu	Replace AC Chiller, Pumps, & Air Handlers, 6940	SW-08-2218	4	Y	C		Y	Y	C		Y		Dec-08	Feb-09		May-09	\$ 360,000		Jul-09				
UOH0075	KAP	UOH	Oahu	Reroof Kokio & Kopiko, 6920 & 6939A & B	SW-08-2220	4	Y	C		Y	Y	C		Y		Dec-08	Feb-09		May-09	\$ 700,000		Jul-09				
UOH0076	KAP	UOH	Oahu	STEM Renovations, phase 2, 6920	CC-09-2222	4	Y	C		Y	Y	C		Y		Dec-08	Feb-09		May-09	\$ 1,500,000		Jul-09				
UOH0077	LEE	UOH	Oahu	Restroom Renovations, Phase 1, Campuswide	SW-08-4271	2	Y	C		Y	Y	C		Y		Oct-08	Sep-08	09/12/08	Oct-08	\$ 570,000	\$ 570,000.00	Jan-09		245	NTP 12-02-2008	
UOH0078	LEE	UOH	Oahu	Retrofit Entry Doors for Accessibility, Various Bldgs	SW-08-4272	2	Y	C		Y	Y	C		Y		Oct-08	Sep-08	09/09/08	Oct-08	\$ 111,400	\$ 111,400.00	Jan-09		60	NTP 01-20-2009	
UOH0079	LEE	UOH	Oahu	Renovate DA, 7881	CC-07-4269	2	Y	C		Y	Y	C		Y		Sep-08	Nov-08	11/25/08	Jan-09	\$ 1,000,000	\$ 749,700	Jan-09		50	Pending Award	
UOH0080	LEE	UOH	Oahu	Temporary Nursing Portables	CC-08-4270	2	Y	C		Y	Y	C		Y		Sep-08	Nov-08	11/25/08	Jan-09	\$ 1,500,000	\$ 845,300	Jan-09		50	Pending Award	
UOH0081	LEE	UOH	Oahu	Upgrade Elevators, Various Bldgs	CC-07-4268	3	Y	C		Y	Y	C		Y		Sep-08	Nov-08	12/12/08	Dec-08	\$ 1,500,000		Jan-09		180	Pending Review	
UOH0082	LEE	UOH	Oahu	Theater Assessment, 7885	SW-08-4275	4	Y	C		Y	Y	C		Y		Dec-08	Feb-09		May-09	\$ 829,000		Jul-09				
UOH0083	LEE	UOH	Oahu	Remove Dive/Salt Tanks, 7878	SW-08-4274	4	Y	C		Y	Y	C		Y		Dec-08	Feb-09		May-09	\$ 74,000		Jul-09				
UOH0084	LEE	UOH	Oahu	Retrofit Firewalls, 7890	SW-09-4277	4	Y	C		Y	Y	C		Y		Dec-08	Feb-09		May-09	\$ 60,000		Jul-09				
UOH0085	LEE	UOH	Oahu	Learning Commons Renovations, 7875	SW-09-4276	4	Y	C		Y	Y	C		Y		Dec-08	Feb-09		May-09	\$ 1,000,000		Jul-09				
UOH0086	WIN	UOH	Oahu	Reseal/Reroof, Palanakila 5991	SW-08-6210	2	Y	C		Y	Y	C		Y		Jul-08	Oct-08	10/01/08	Jan-09	\$ 219,998	\$ 219,998	Jan-09		120	Pending Award	
UOH0087	WIN	UOH	Oahu	Electrical Rewiring, Various Bldgs	SW-07-6209	2	Y	C	May-09	Y	Y	C	May-09	Y		Jun-08	Sep-08	09/18/08	Oct-08	\$ 500,663	\$ 500,663	Nov-08	11/24/08	270	NTP 11-24-2008	
UOH0088	WIN	UOH	Oahu	Termite Damage, Various Bldgs	SW-08-6211	4	Y	C		Y	Y	C		Y		Dec-08	Feb-09		May-09	\$ 120,000		Jul-09				
UOH0089	WIN	UOH	Oahu	Replace Ceiling Tiles & Lights, Various Bldgs	SW-08-6212	4	Y	C		Y	Y	C		Y		Dec-08	Feb-09		May-09	\$ 800,000		Jul-09				
UOH0090	WIN	UOH	Oahu	Renovate Mini Theater/Classroom, 5982	SW-09-6214	4	Y	C		Y	Y	C		Y		Dec-08	Feb-09		May-09	\$ 340,000		Jul-09				
UOH0091	WIN	UOH	Oahu	Renovations to Hospital Bldg, 5983	SW-09-6213	4	Y	C		Y	Y	C		Y		Dec-08	Feb-09		May-09	\$ 1,000,000		Jul-09				
UOH0092	WIN	UOH	Oahu	WinCC, Library Learning Resource Center	UH 06-W50	5	Y	C		Y	Y	C	Feb-09	N	Y	Mar-09	May-09		Jun-09	\$ 35,700,000		Aug-09		540		
UOH0093	WIN	UOH	Oahu	Upgrade Telephone System, Campuswide	CC-08-8121B	9	Y	C		Y	Y	C		Y		Jan-09	Feb-09		Mar-09	\$ 250,000		Apr-09				
UOH0094	WIN	UOH	Oahu	KEY-Facilities Improvements, Phase 2	CC-09-6215	9	Y	C		Y	Y	C		Y		Oct-09	Nov-09		Dec-09	\$ 200,000		Jan-10				
UOH0095	KAU	UOH	Kauai	Repair Curbing	SW-07-3222	0	Y	C		Y	Y	C		Y		Jun-08	Sep-08	09/02/08	Sep-08	\$ 259,180	\$ 259,180.20	Nov-08	11/17/08	79	Under Construction, 50% completed	
UOH0096	KAU	UOH	Kauai	Complete Retrofit Fume Hoods, 4453	SW-08-3225	2	Y	C		Y	Y	C		Y		Sep-08	Nov-08	11/14/08	Jan-09	\$ 84,000		Jan-09		120	Pending Review	
UOH0097	KAU	UOH	Kauai	Reroof, 4453 & 4459B	SW-08-3226	2	Y	C		Y	Y	C		Y		Sep-08	Dec-08	11/07/08	Jan-09	\$ 600,000	\$ 139,900	Feb-09		60	Pending Award	
UOH0098	KAU	UOH	Kauai	Reroof, 4455	SW-08-3227	2	Y	C		Y	Y	C		Y		Sep-08	Nov-08	11/17/08	Dec-08	\$ 500,000	\$ 320,000	Jan-09		60	Bid Awarded	
UOH0099	KAU	UOH	Kauai	Retrofit AC Systems, Various Bldgs	SW-08-3228	4	Y	C		Y	Y	C		Y		Dec-08	Feb-09		May-09	\$ 264,000		Jul-09				
UOH0100	KAU	UOH	Kauai	Upgrade Chilled Water Loop System	SW-09-3230	4	Y	C		Y	Y	C		Y		Dec-08	Feb-09		May-09	\$ 500,000		Jul-09				
UOH0101	KAU	UOH	Kauai	Temporary Nursing Portables	CC-08-3223	4	Y	C		Y	Y	C		Y		Dec-08	Feb-09		May-09	\$ 1,623,697		Jul-09				
UOH0102	KAU	UOH	Kauai	Learning Resource Center Renovations, 4455	SW-09-3229	4	Y	C		Y	Y	C		Y		Dec-08	Feb-09		May-09	\$ 1,500,000		Jul-09				

**UNIVERSITY OF HAWAII, SYSTEM-WIDE
FEDERAL ECONOMIC STIMULUS PACKAGE
LISTING OF CAPITAL IMPROVEMENTS PROGRAM PROJECTS AVAILABLE FOR FEDERAL FUNDING**

User Agency	Expending Agency	Island	Project Title	Estimated Award Date (Mon./Yr.)	Estimated Construction Cost	Campus Totals
UH Mānoa						
UHM	UOH	O'ahu	Reroofing of the Institute for Astronomy & PV Install	Mar-09	\$1,200,000	
UHM	UOH	O'ahu	Art Building General Repairs & Repainting Phase II	Mar-09	\$2,100,000	
UHM	UOH	O'ahu	Lower Campus Quarry Wall Stabilization - Phase 2	May-09	\$3,000,000	
UHM	UOH	O'ahu	Webster Hall Reroof & PV Install	May-09	\$750,000	
UHM	UOH	O'ahu	Stan Sheriff Center, Waterproof 2nd Floor Deck	May-09	\$300,000	
UHM	UOH	O'ahu	Physical Education/Athletic Complex, 3rd Floor Office Renovation	May-09	\$1,800,000	
UHM	UOH	O'ahu	Keller Hall and Physical Science Building Reroof & PV Install	May-09	\$2,400,000	
UHM	UOH	O'ahu	George Hall Makai Wing Reroof & PV Install	May-09	\$525,000	
UHM	UOH	O'ahu	Kanewai Cultural Garden Flood Damage Repairs	May-09	\$850,000	
UHM	UOH	O'ahu	HPER General Repairs Gym 1 & 2	May-09	\$700,000	
UHM	UOH	O'ahu	Construction of Planned Center for Microbial Oceanographic Research	Mar-09	\$23,000,000	
UHM	UOH	Hawai'i	IFA Reroof and General Repairs to the Zodiacal Light	Mar-09	\$300,000	
UHM	UOH	O'ahu	Hale Aloha Renovations Phase 2	Mar-09	\$12,000,000	
UHM	UOH	O'ahu	Student Housing Security Card Access	Mar-09	\$2,000,000	
UHM	UOH	O'ahu	Hale Kahawai & Laulima Renovations	Mar-09	\$1,100,000	
						\$52,025,000
UH Hilo						
UHH	UOH	Hawai'i	Re-roof Business Office, New Gym & Various Bldgs & Photovoltaic System	Mar-09	\$4,000,000	
UHH	UOH	Hawai'i	Construction of planned Off-Site Sewer Improvements (Lanikaula Street)	Mar-09	\$1,000,000	
UHH	UOH	Hawai'i	Student Services Building Addition and Renovation	April-09	\$3,000,000	
UHH	UOH	Hawai'i	Renovate-Replace Elevators	Mar-09	\$500,000	
UHH	UOH	Hawai'i	Construction of Temporary Pharmacy Portables	Mar-09	\$3,500,000	
UHH	UOH	Hawai'i	Construction of Science & Tech. Chemical storage, 2nd elevator	Mar-09	\$1,200,000	
UHH	UOH	Hawai'i	Construction of planned Student Life & Event Complex Phase 1-B Covered Courts	Mar-09	\$3,300,000	
UHH	UOH	Hawai'i	Construction of planned Off-Site Sewer Improvements Kawili Street)	Mar-09	\$1,000,000	
						\$17,500,000
UH West O'ahu						
UHWO	UOH	O'ahu	New Campus Site Work and Infrastructure Development, On Site and Off site	May-09	\$35,000,000	
						\$35,000,000
Hawai'i Community College						
HAW	UOH	Hawai'i	New West Hawai'i CC Campus - Construction of Planned Mid Level Access Road and Offsite/Onsite Water system	May-09	\$11,000,000	
HAW	UOH	Hawai'i	Reroof, 3397	May-09	\$50,000	
HAW	UOH	Hawai'i	Reroof, 3385B	May-09	\$75,000	
HAW	UOH	Hawai'i	Sub-Meter Electrical Power, 3322	May-09	\$75,000	
HAW	UOH	Hawai'i	Reroof, 3385C	May-09	\$50,000	
HAW	UOH	Hawai'i	Upgrade Water Distribution System-Study	May-09	\$225,000	
HAW	UOH	Hawai'i	Exterior Repairs, Various Bldgs	May-09	\$75,000	
HAW	UOH	Hawai'i	Repair Termite Damage, Campus wide	May-09	\$75,000	
						\$11,625,000
Honolulu Community College						
HON	UOH	O'ahu	Repair Termite Damage, Campus wide	May-09	\$120,000	
HON	UOH	O'ahu	Retrofit AC Controls, 8814	May-09	\$100,000	
HON	UOH	O'ahu	Replace Roll-up Doors, 8852	May-09	\$175,000	
HON	UOH	O'ahu	Eliminate Mold Problem/Elevator, 8807	May-09	\$7,000,000	
HON	UOH	O'ahu	Asbestos Abatement, 8812 & 8814	May-09	\$400,000	
HON	UOH	O'ahu	Replace Cooling Towers, 8810	May-09	\$250,000	
HON	UOH	O'ahu	Repair/Retrofit Air Conditioning System, 8852	May-09	\$150,000	
HON	UOH	O'ahu	Electrical Assessment/Upgrade Power 8827	May-09	\$325,000	
HON	UOH	O'ahu	Reroof Hangar 111, PATC 8857	May-09	\$3,494,000	
						\$12,014,000

**UNIVERSITY OF HAWAII, SYSTEM-WIDE
FEDERAL ECONOMIC STIMULUS PACKAGE
LISTING OF CAPITAL IMPROVEMENTS PROGRAM PROJECTS AVAILABLE FOR FEDERAL FUNDING**

User Agency	Expending Agency	Island	Project Title	Estimated Award Date (Mon./Yr.)	Estimated Construction Cost	Campus Totals
Kapi'olani Community College						
KAP	UOH	O'ahu	Upgrade Centralized Fire Alarm Sys, Campus wide	May-09	\$900,000	
KAP	UOH	O'ahu	Refurbish/Replace Exterior Lighting, Campus wide	May-09	\$525,000	
KAP	UOH	O'ahu	Replace Cooling Towers, phase 1	May-09	\$2,500,000	
KAP	UOH	O'ahu	Replace Cooling Towers, phase 2	May-09	\$2,000,000	
KAP	UOH	O'ahu	Replace Walk-in Refrigerator/Freezers, 6928 & 6930	May-09	\$75,000	
KAP	UOH	O'ahu	Replace AC Chiller, Pumps, & Air Handlers, 6940	May-09	\$375,000	
KAP	UOH	O'ahu	Reroof Kokio & Kopiko, 6920 & 6939A & B	May-09	\$700,000	
KAP	UOH	O'ahu	STEM Renovations, phase 2, 6920	May-09	\$1,500,000	
						\$8,575,000
Kauai Community College						
KAU	UOH	Kauai	Reroof, 4453 & 4459B	May-09	\$600,000	
KAU	UOH	Kauai	Reroof, 4455	May-09	\$500,000	
KAU	UOH	Kauai	Various. Photovoltaic Projects Campus-wide	May-09	\$8,000,000	
KAU	UOH	Kauai	Retrofit AC Systems, Various Bldgs	May-09	\$275,000	
KAU	UOH	Kauai	Upgrade Chilled Water Loop System	May-09	\$500,000	
KAU	UOH	Kauai	Learning Resource Center Renovations, 4455	May-09	\$1,500,000	
						\$11,375,000
Leeward Community College						
LEE	UOH	O'ahu	Upgrade Elevators, Various Bldgs	May-09	\$1,500,000	
LEE	UOH	O'ahu	Various. Photovoltaic Projects Campus-wide	May-09	\$16,000,000	
LEE	UOH	O'ahu	Theater Assessment, 7885	May-09	\$850,000	
LEE	UOH	O'ahu	Remove Dive/Salt Tanks, 7878	May-09	\$75,000	
LEE	UOH	O'ahu	Retrofit Firewalls, 7890	May-09	\$75,000	
LEE	UOH	O'ahu	Learning Commons Renovations, 7875	May-09	\$1,000,000	
						\$19,500,000
Maui Community College						
MAU	UOH	Maui	New Science Building, Building FFE Installation	May-09	\$3,200,000	
MAU	UOH	Maui	Reroof, 2205,2215, & 2231	May-09	\$500,000	
MAU	UOH	Maui	Asbestos Removal, 2204	May-09	\$500,000	
MAU	UOH	Maui	Replace AC System and Ceiling, 2225	May-09	\$350,000	
MAU	UOH	Maui	Upgrade Electrical Infrastructure	May-09	\$4,800,000	
MAU	UOH	Maui	Upgrade Telephone System, Campus wide	Mar-09	\$250,000	
						\$9,600,000
Windward Community College						
WIN	UOH	O'ahu	Reseal/Reroof, Palanakila 5991	May-09	\$250,000	
WIN	UOH	O'ahu	Electrical Rewiring, Various Bldgs	May-09	\$550,000	
WIN	UOH	O'ahu	Termite Damage, Various Bldgs	May-09	\$120,000	
WIN	UOH	O'ahu	Replace Ceiling Tiles & Lights, Various Bldgs	May-09	\$800,000	
WIN	UOH	O'ahu	Renovate Mini Theater/Classroom, 5982	May-09	\$350,000	
WIN	UOH	O'ahu	Renovations to Hospital Bldg, 5983	May-09	\$1,000,000	
WIN	UOH	O'ahu	Planned Library Learning Resource Center, Building Related FFE Installation	May-09	\$1,600,000	
WIN	UOH	O'ahu	Upgrade Telephone System, Campus wide	Mar-09	\$250,000	
						\$4,920,000
			Campus Summary			
			University of Hawai'i at Mānoa			\$52,025,000
			University of Hawai'i at Hilo			\$17,500,000
			University of Hawai'i--West O'ahu			\$35,000,000
			Hawai'i Community College			\$11,625,000
			Honolulu Community College			\$12,014,000
			Kapi'olani Community College			\$8,575,000
			Kauai Community College			\$11,375,000
			Leeward Community College			\$19,500,000
			Maui Community College			\$9,600,000
			Windward Community College			\$4,920,000
			University of Hawai'i Systemwide Total			\$182,134,000