

UNIVERSITY OF HAWAI‘I SYSTEM LEGISLATIVE TESTIMONY



UNIVERSITY OF HAWAI‘I SYSTEM
INFORMATIONAL BRIEFING

Testimony Presented Before the
House Committee on Higher Education

February 1, 2011

by

M.R.C. Greenwood
University of Hawai‘i System

Testimony of MRC Greenwood, President, University of Hawai'i System
Presented to the House Committee on Higher Education
February 1, 2011

Chair Nishimoto and members of the House Committee on Higher Education: Thank you for your continuing support of the University of Hawai'i and for this opportunity to present to you the biennium budget request approved by the University's Board of Regents last fall. I will also address the Executive budget. Joining me today are the chancellors from each of our 10 campuses, along with several other members of my leadership team.

I will begin by discussing how the current economic and fiscal conditions are affecting the University's operations. The economic downturn resulted in a reduction in the University's general fund appropriations of \$98 million in FY 2009-10. In FY 2010-11, that reduction was increased to \$108 million, representing a 23% decrease in the University's general fund budget from FY 2008-09. That level of reduction in funding is one of the largest in the nation among public universities.

With an all-time high enrollment exceeding 60,000 students in Fall 2010, as compared to approximately 50,000 students in Fall 2007, we are serving many more students with far fewer general funds. We have managed this by various means throughout our campuses. These include executive, faculty and staff wage cuts (with no loss of instructional days), enrollment management, fewer classes at certain campuses, larger class sizes, deferred hiring and hiring of lecturers to fill instructional positions, campus closures during winter and spring breaks, deferral of spending, and the use of tuitions and other non-general funds. In addition, the \$22 million annually of American Recovery and Reinvestment Act (ARRA) fiscal stabilization funds for education provided by the legislature has been instrumental in filling some of the reduction. However, this funding ends in FY 2010-11 and its replacement is critical. Currently the executive budget proposal only includes restoration of \$15.4 million of the \$22 million. Therefore part of our request approved by the Board of Regents is for the remaining \$6.6 million.

At the University we were able to attain the same effect as the state's furloughs through reductions in salaries with equivalent administrative leave on non-instructional days. Accordingly, the executive budget, in addition to the \$15.4 million for partial restoration of ARRA funds, includes \$25,719,982 for the University to restore its equivalent of state furloughs. While these are the only two general fund additions included in the executive budget for the University by the previous gubernatorial administration, we were allowed to submit additional requests to the new administration. These are presented in Table 7 of the budget briefing materials we have submitted in accordance with your instructions. These items reflect the additional requests approved by the University Board of Regents.

In order to more fully explain the background and support for our budget request and the process through which it was developed, we have provided as an attachment to this testimony, our "2011 -2013 Biennium Budget" PowerPoint document, which summarizes our presentation to the Board of Regents in support of the budget request. This document was provided to the previous administration and, as required by statute, at the same time to the legislature. While I would be glad to go through that document in detail, I will summarize and entertain questions.

In brief, while the University has sustained over \$200 million in general fund budget reductions in the current biennium, we believe that it is, nonetheless, not good enough to simply request restoration of general fund reductions. Rather, we have grounded our budget proposal upon previously developed strategic outcomes, particularly the three initiatives I presented last February in my address to a joint session of the legislature. These initiatives are: 1) Hawai'i Graduation Initiative which calls for increasing undergraduate, graduate and professional degrees and certificates awarded by 25% by FY 2015; 2) Initiative on Workforce Development and Technology Advancement; and 3) Project Renovate to Innovate.

A key aspect of the budget request is that a substantial portion of the new monies will be dependent upon the achievement of measurable strategic outcomes. In developing the methodology for such an outcome based funding allocation approach, we were guided by the work of the task force established by the legislature under Act 188, Session Laws of Hawai'i 2008 to make recommendations on a budgetary system with a funding formula for the distribution of fiscal resources to the University of Hawai'i campuses. The approach recommended by the task force was used for developing the outcome based funding and the enrollment funding portion of the University's budget request. Performance incentives are a key strategy to ensure that our campuses are rewarded for achieving the goals we committed to in the Hawai'i Graduation Initiative. The details of the methodology are explained and illustrated in the PowerPoint document.


The second part of the Board of Regents approved budget request is for the Initiative on Workforce Development and Technology Advancement. These are specific requests for funding, called Program Change Requests (PCRs), which are directly related to and expected to result in advancement of the initiative. These PCR requests are presented in the PowerPoint document and correspond to items in Table 7 of the materials for this budget briefing. Additional details for each PCR are provided in "Form A"s which were provided previously to the administration and the legislature. In addition, UH will be implementing a new approach to technology exchange, entrepreneurial training and building new fields of excellence in areas where promising opportunities exist.

As your public higher education system, UH has developed strong strategic directions grounded in the long term interests of the state of Hawai'i. We see progress toward the objectives in these two initiatives – increasing the number of educated citizens, meeting workforce shortages, contributing to research and innovation – as being critical to the future of Hawai'i. Our decisions to allocate or reallocate resources are, and will continue to be, guided by our strategic outcomes and what is important to the state of Hawai'i. But right now, in this economy, what Hawai'i needs is more jobs.

The third part of our budget request, a large portion of which is for "Project Renovate to Innovate", is our CIP budget request. A major portion of these funds are for health and safety, deferred maintenance and capital renewal. Accordingly, not only will these projects put our construction industry related workers back to work and aid the economic recovery, but these investments in our research facilities will help us compete for highly accomplished researchers, more research dollars, and increase our overhead recovery revenues on the grants that we obtain. The executive CIP budget, from the prior administration, presented in Table 18, reflects only \$35 million in each year of the biennium, primarily for health and safety projects, and a small portion of our capital renewal and deferred maintenance requests. Our Board of Regents approved request totals approximately \$719 million for sorely needed repairs and maintenance, major renovations, Project Renovate to Innovate, and shovel ready projects. The details are presented in Table 19 as well as our PowerPoint document.

A summary of all of our Board of Regents approved budget requests is presented on the last slide of our PowerPoint document. I and my leadership team will be glad to address any questions you may have regarding any of our budget requests, but first let me close by saying that we understand the fiscal realities within which the administration and legislature are operating. While decisions on priorities for funding are never simple, I believe that in these economic times, higher education is critical to the future, and that investing in UH has immediate returns. I believe that there is no better investment for short term gains and long term benefits for the citizens of Hawai'i. Investing in the UH is truly investing in the future of our state.

Thank you for your thoughtful attention. The chancellors and system vice presidents will be happy to assist me in answering any questions that you may have.



Budget Policy Paper

Approved by the Board in May, the biennial budget policy paper, in accordance with Board of Regents Policy, Section 8-3, guides the preparation of the biennium budget, and includes:

- The environmental context for budget building
- General program, policy and management objectives
- Institutional priorities

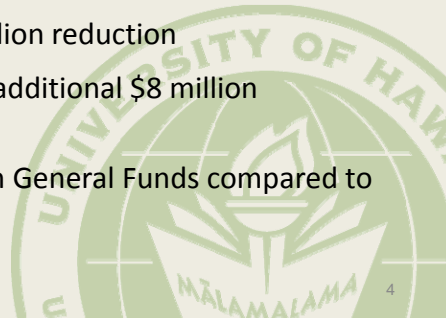


Environmental Context



State General Fund Appropriations

- FY 2010
 - State appropriation reduced by \$46 million
 - Governor restricted additional \$52 million
 - 21% decrease to our general funds
- FY 2011
 - Executive Budget -- \$100 million reduction
 - Legislature appropriated an additional \$8 million reduction
 - More than a 23% decrease in General Funds compared to FY 2009



Internal Context


- All-time high in enrollment with 58,000 students, projected to exceed 60,000 in Fall 2010
- Executive, faculty & staff wage cuts (no loss of instructional days)
- Reduction in lecturers and other temporary staff
- Reduction in classes and support services
- Campuses closed during breaks

Other Factors

- American Recovery and Reinvestment Act (ARRA) Funds end
- Salaries of UHPA members reinstated; other salaries yet to be determined
- Currently in fifth year of a six year schedule of tuition increases; last year of scheduled increases will be the first year of the biennium; subsequent tuition yet to be determined

Council on Revenues Projections

- September 8, 2010 meeting:
 - Revised downward its forecast for State General Fund tax revenue growth for FY 2010-11 from a 6.2% increase to a 2.0 increase
- Projections for the first and second year of the biennium:
 - FY 2011-12: 10.0% increase
 - FY 2012-13: 6.0% increase
- Governor may further restrict funds depending upon subsequent Council on Revenues projections



Program, Policy, and Management Objectives, and Institutional Priorities

- June 2002, the Board of Regents adopted the University of Hawai'i System Strategic Plan: Entering the University's Second Century, 2002–2010
- In the 2007–08, the University community and public revisited and reaffirmed the strategic plan



Strategic Outcomes, 2008–2015

- Positioning the University of Hawai'i as one of the world's foremost indigenous-serving universities by supporting the **access and success of Native Hawaiians**.
- Increasing the **educational capital** of the state by increasing the participation and completion of students, particularly Native Hawaiians, low-income students, and those from underserved regions.
- **Contributing to the state's economy** and providing a solid return on its investment in higher education through research and training.
- **Addressing critical workforce shortages** and preparing students (undergraduate, graduate, and professional) for effective engagement and leadership in a global environment.
- Acquiring, allocating, and managing public and private revenue streams and exercising **exemplary stewardship** over all of the University's resources for a sustainable future.


Performance Measures

- Ten performance indicators established for five outcomes
- Baseline data established in 2008
- First update provided to the Board of Regents in January 2010
- Based on 2009 outcomes

President Greenwood
Joint session of the Hawai'i State
Legislature

The Hawai'i Graduation Initiative

Increases undergraduate, graduate and professional degrees and certificates awarded by 25% (2008—2015)



11

Initiative on Workforce Development and Technology Advancement

Addresses critical workforce shortages (undergrad, grad & professional); identifies & develops technologies to advance and diversify the state's economy; identifies areas for potential growth

Project Renovate to Innovate

Underscores the importance of infrastructure in sustaining the University's reputation for excellence in research and training



12

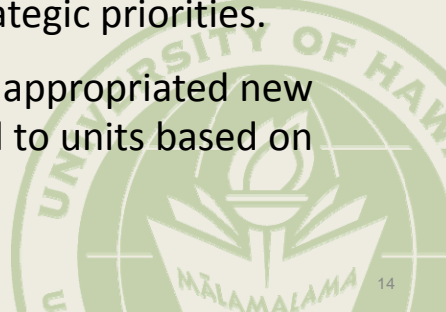
Biennium Budget Development Strategy

- Develop a realistic budget request that recognizes the financial condition of the State
- Provide concrete plans for strategic growth in which the state can invest



Three Principles

- Budget priorities grounded in the strategic outcomes, particularly the three initiatives launched by President Greenwood.
- Opportunities will be sought for reallocation and reinvestment in strategic priorities.
- A substantial portion of appropriated new monies will be allocated to units based on performance.



Operating Fund Request


Part 1: Hawai'i Graduation Initiative

- Outcome based funding
- Enrollment funding



Outcome Based Funding

- Increase in number of graduates
- Increase in transfers from 2 to 4 year campuses
- Over Weights for:
 - Native Hawaiian graduates
 - STEM graduates
 - PELL recipients
- Baseline data for transfer and graduation will be AY 2009-10 compared to AY 2010-11



Enrollment Funding

- Funding for enrollment growth as a momentum indicator
- Baseline data for enrollment will be census data Fall 2009



Outcome Based Funding Manoa

MANOA Strategic Outcome	Baseline	Target FY 2012	% Increase	Target FY 2013	% Increase	Weight
Degrees/Certificates	4,576	4,759	4%	4,949	4%	70
Native Hawaiian Undergraduates	248	266	7%	285	7%	5
Native Hawaiian Graduates	126	134	6%	143	7%	5
STEM Undergraduates	535	551	3%	568	3%	5
STEM Graduates	363	374	3%	385	3%	5
Pell Recipients	3,034	3,186	5%	3,345	5%	5
CC Transfers	1,010	1,060	5%	1,113	5%	5
						100
Available Amount		\$6,036,035		\$12,072,070		

Baseline: Strategic Plan target for FY 2010
 Targets: Strategic Plan targets for the prior fiscal year

Outcome Based Funding Manoa

Degrees/Certificates	FY2012	FY2013	Notes
Baseline	4,576	4,576	From Strategic Plan, FY2010
Target	4,759	4,949	From Strategic Plan, prior fiscal year
Actual			From the prior fiscal year
% of Targeted Increase	0.0%	0.0%	Maximum 100%
Weight	70	70	
Score	0	0	

Native Hawaiian Undergrad Over Weights	FY2012	FY2013	Notes
Baseline	248	248	From Strategic Plan, FY2010
Target	266	285	From Strategic Plan, prior fiscal year
Actual			From the prior fiscal year
% of Targeted Increase	0.0%	0.0%	Maximum 100%
Weight	5	5	
Score	0	0	

19

Outcome Based Funding Manoa

Native Hawaiian Grad Over Weights	FY2012	FY2013	Notes
Baseline	126	126	From Strategic Plan, FY2010
Target	134	143	From Strategic Plan, prior fiscal year
Actual			From the prior fiscal year
% of Targeted Increase	0.0%	0.0%	Maximum 100%
Weight	5	5	
Score	0	0	

STEM Undergrad Over Weights	FY2012	FY2013	Notes
Baseline	535	535	From Strategic Plan, FY2010
Target	551	568	From Strategic Plan, prior fiscal year
Actual			From the prior fiscal year
% of Targeted Increase	0.0%	0.0%	Maximum 100%
Weight	5	5	
Score	0	0	

20

Outcome Based Funding Manoa

STEM Grad Over Weights	FY2012	FY2013	Notes
Baseline	363	363	From Strategic Plan, FY2010
Target	374	385	From Strategic Plan, prior fiscal year
Actual			From the prior fiscal year
% of Targeted Increase	0.0%	0.0%	Maximum 100%
Weight	5	5	
Score	0	0	

Pell Recipient Over Weights	FY2012	FY2013	Notes
Baseline	3,034	3,034	From Strategic Plan, FY2010
Target	3,186	3,345	From Strategic Plan, prior fiscal year
Actual			From the prior fiscal year
% of Targeted Increase	0.0%	0.0%	Maximum 100%
Weight	5	5	
Score	0	0	

21

Outcome Based Funding Manoa

CC Transfer Over Weights	FY2012	FY2013	Notes
Baseline	1,010	1,010	From CC Strategic Plan, FY2010
Target	1,060	1,113	From CC Strategic Plan, prior fiscal year
Actual			From the prior fiscal year
% of Targeted Increase	0.0%	0.0%	Maximum 100%
Weight	5	5	
Score	0	0	

Budget Allocation	FY2012	FY2013	Notes
Available Amount	\$6,036,035	\$12,072,070	(amount to be set)
Points	0	0	(total of all points)
Budget Earned	-	-	(points/100 * available)

22

Outcome Based Funding Hilo

HILO Strategic Outcome	Baseline	Target FY 2012	% Increase	Target FY 2013	% Increase	Weight
Degrees/Certificates	628	653	4%	679	4%	60
Native Hawaiian Undergraduates	88	95	8%	102	7%	10
Native Hawaiian Graduates	7	8	14%	9	13%	0
STEM Undergraduates	167	172	3%	177	3%	10
STEM Graduates	6	6	0%	6	0%	0
Pell Recipients	1,330	1,396	5%	1,466	5%	10
CC Transfers	148	155	5%	163	5%	10
						100
Available Amount		\$843,532		\$1,687,063		

Baseline: Strategic Plan target for FY 2010
Targets: Strategic Plan targets for the prior fiscal year

23

Outcome Based Funding Hilo

Degrees/Certificates	FY2012	FY2013	Notes
Baseline	628	628	From Strategic Plan, FY2010
Target	653	679	From Strategic Plan, prior fiscal year
Actual			From the prior fiscal year
% of Targeted Increase	0.0%	0.0%	Maximum 100%
Weight	60	60	
Score	0	0	

Native Hawaiian Undergrad Over Weights	FY2012	FY2013	Notes
Baseline	88	88	From Strategic Plan, FY2010
Target	95	102	From Strategic Plan, prior fiscal year
Actual			From the prior fiscal year
% of Targeted Increase	0.0%	0.0%	Maximum 100%
Weight	10	10	
Score	0	0	

24

Outcome Based Funding Hilo

Native Hawaiian Grad Over Weights	FY2012	FY2013	Notes
Baseline	7	7	From Strategic Plan, FY2010
Target	8	9	From Strategic Plan, prior fiscal year
Actual			From the prior fiscal year
% of Targeted Increase	0.0%	0.0%	Maximum 100%
Weight	0	0	
Score	0	0	

STEM Undergrad Over Weights	FY2012	FY2013	Notes
Baseline	167	167	From Strategic Plan, FY2010
Target	172	177	From Strategic Plan, prior fiscal year
Actual			From the prior fiscal year
% of Targeted Increase	0.0%	0.0%	Maximum 100%
Weight	10	10	
Score	0	0	

25

Outcome Based Funding Hilo

STEM Grad Over Weights	FY2012	FY2013	Notes
Baseline	6	6	From Strategic Plan, FY2010
Target	6	6	From Strategic Plan, prior fiscal year
Actual			From the prior fiscal year
% of Targeted Increase	0.0%	0.0%	Maximum 100%
Weight	0	0	
Score	0	0	

Pell Recipient Over Weights	FY2012	FY2013	Notes
Baseline	1,330	1,330	From Strategic Plan, FY2010
Target	1,396	1,466	From Strategic Plan, prior fiscal year
Actual			From the prior fiscal year
% of Targeted Increase	0.0%	0.0%	Maximum 100%
Weight	10	10	
Score	0	0	

26

Outcome Based Funding Hilo

CC Transfer Over Weights	FY2012	FY2013	Notes
Baseline	148	148	From CC Strategic Plan, FY2010
Target	155	163	From CC Strategic Plan, prior fiscal year
Actual			From the prior fiscal year
% of Targeted Increase	0.0%	0.0%	Maximum 100%
Weight	10	10	
Score	0	0	

Budget Allocation	FY2012	FY2013	Notes
Available Amount	\$843,532	\$1,687,063	(amount to be set)
Points	0	0	(total of all points)
Budget Earned	-	-	(points/100 * available)

27

Outcome Based Funding West Oahu

WEST OAHU Strategic Outcome	Baseline	Target FY 2012	% Increase	Target FY 2013	% Increase	Weight
Degrees/Certificates	230	239	4%	249	4%	65
Native Hawaiian Undergraduates	38	41	8%	44	7%	10
STEM Undergraduates	0	0	--	0	--	0
Pell Recipients	246	258	5%	271	5%	5
CC Transfers	265	278	5%	292	5%	20
						100
Available Amount		\$149,575		\$299,150		

Baseline: Strategic Plan target for FY 2010
Targets: Strategic Plan targets for the prior fiscal year

28

Outcome Based Funding West Oahu

Degrees/Certificates	FY2012	FY2013	Notes
Baseline	230	230	From Strategic Plan, FY2010
Target	239	249	From Strategic Plan, prior fiscal year
Actual	0	0	From the prior fiscal year
% of Targeted Increase	0.0%	0.0%	Maximum 100%
Weight	65	65	
Score	0	0	

Native Hawaiian Undergrad Over Weights	FY2012	FY2013	Notes
Baseline	38	38	From Strategic Plan, FY2010
Target	41	44	From Strategic Plan, prior fiscal year
Actual			From the prior fiscal year
% of Targeted Increase	0.0%	0.0%	Maximum 100%
Weight	10	10	
Score	0	0	

29

Outcome Based Funding West Oahu

STEM Undergrad Over Weights	FY2012	FY2013	Notes
Baseline	0	0	From Strategic Plan, FY2010
Target	0	0	From Strategic Plan, prior fiscal year
Actual			From the prior fiscal year
% of Targeted Increase	0.0%	0.0%	Maximum 100%
Weight	0	0	
Score	0	0	

Pell Recipient Over Weights	FY2012	FY2013	Notes
Baseline	246	246	From Strategic Plan, FY2010
Target	258	271	From Strategic Plan, prior fiscal year
Actual			From the prior fiscal year
% of Targeted Increase	0.0%	0.0%	Maximum 100%
Weight	5	5	
Score	0	0	

30

Outcome Based Funding West Oahu

CC Transfer Over Weights	FY2012	FY2013	Notes
Baseline	265	265	From CC Strategic Plan, FY2010
Target	278	292	From CC Strategic Plan, prior fiscal year
Actual			From the prior fiscal year
% of Targeted Increase	0.0%	0.0%	Maximum 100%
Weight	20	20	
Score	0	0	

Budget Allocation	FY2012	FY2013	Notes
Available Amount	\$149,575	\$299,150	(amount to be set)
Points	0	0	(total of all points)
Budget Earned	-	-	(points/100 * available)

31

Outcome Based Funding Community Colleges

COMMUNITY COLLEGES Strategic Outcome	Baseline	Target FY 2012	% Increase	Target FY 2013	% Increase	Weight
Degrees/Certificates	2,878	2,993	4%	3,113	4%	35
Native Hawaiian Undergraduates	482	516	7%	552	7%	10
STEM Undergraduates	663	683	3%	703	3%	5
Pell Recipients	4,559	4,787	5%	5,026	5%	10
CC Transfers	1,423	1,493	5%	1,568	5%	40
						100
Available Amount		\$2,970,858		\$5,941,717		

Baseline: Strategic Plan target for FY 2010
Targets: Strategic Plan targets for the prior fiscal year

32

Outcome Based Funding Community Colleges

Degrees/Certificates	FY2012	FY2013	Notes
Baseline	2,878	2,878	From Strategic Plan, FY2010
Target	2,993	3,113	From Strategic Plan, prior fiscal year
Actual	0	0	From the prior fiscal year
% of Targeted Increase	0.0%	0.0%	Maximum 100%
Weight	35	35	
Score	0	0	

Native Hawaiian Undergrad Over Weights	FY2012	FY2013	Notes
Baseline	482	482	From Strategic Plan, FY2010
Target	516	552	From Strategic Plan, prior fiscal year
Actual			From the prior fiscal year
% of Targeted Increase	0.0%	0.0%	Maximum 100%
Weight	10	10	
Score	0	0	

33

Outcome Based Funding Community Colleges

STEM Undergrad Over Weights	FY2012	FY2013	Notes
Baseline	663	663	From Strategic Plan, FY2010
Target	683	703	From Strategic Plan, prior fiscal year
Actual			From the prior fiscal year
% of Targeted Increase	0.0%	0.0%	Maximum 100%
Weight	5	5	
Score	0	0	

Pell Recipient Over Weights	FY2012	FY2013	Notes
Baseline	4,559	4,559	From Strategic Plan, FY2010
Target	4,787	5,026	From Strategic Plan, prior fiscal year
Actual			From the prior fiscal year
% of Targeted Increase	0.0%	0.0%	Maximum 100%
Weight	10	10	
Score	0	0	

34

Outcome Based Funding Community Colleges

CC Transfer Over Weights	FY2012	FY2013	Notes
Baseline	1,423	1,423	From CC Strategic Plan, FY2010
Target	1,493	1,568	From CC Strategic Plan, prior fiscal year
Actual			From the prior fiscal year
% of Targeted Increase	0.0%	0.0%	Maximum 100%
Weight	40	40	
Score	0	0	

Budget Allocation	FY2012	FY2013	Notes
Available Amount	\$2,970,858	\$5,941,717	(amount to be set)
Points	0	0	(total of all points)
Budget Earned	-	-	(points/100 * available)

35

Outcome Based Funding Systemwide Totals

UH SYSTEM TOTAL Strategic Outcome	Baseline	Target FY 2012	% Increase	Target FY 2013	% Increase
Degrees/Certificates	8,312	8,644	4%	8,990	4%
Native Hawaiian Undergraduates	856	918	7%	983	7%
Native Hawaiian Graduates	133	142	7%	152	7%
STEM Undergraduates	1,365	1,406	3%	1,448	3%
STEM Graduates	369	380	3%	391	3%
Pell Recipients	9,169	9,627	5%	10,108	5%
CC Transfers	1,423	1,493	5%	1,568	5%
Available Amount		\$10,000,000		\$20,000,000	

Baseline: Strategic Plan target for FY 2010
Targets: Strategic Plan targets for the prior fiscal year

36

Outcome Based Funding Available Amounts by Campus

UH SYSTEM TOTAL		
Campus	FY 2012	FY 2013
UH Manoa	6,036,035	12,072,070
UH Hilo	843,532	1,687,063
UH West Oahu	149,575	299,150
Community Colleges	2,970,858	5,941,717
Available Amount	\$10,000,000	\$20,000,000

37

Enrollment Funding

Classified, Resident Undergraduate FTE				
Campus	Baseline	Operating Cost per FTE	% General Funds	State Share per additional FTE
Manoa	8,359	\$13,889	50.0%	\$6,945
Hilo	1,966	\$15,606	62.5%	\$9,754
West Oahu	631	\$12,473	62.5%	\$7,796
Community Colleges	14,142	\$9,939	75.0%	\$7,454
	FY 2012	FY 2013		
Enrollment Funding Pool	\$5,000,000	\$10,000,000		

Baseline: Fall 2009 enrollment
 Operating Cost per undergraduate FTE: from FY 2008-09
 % General Funds: guideline, subject to revision as appropriate
 If the total state share of new enrollment costs exceeds the enrollment funding pool, the pool will be proportionately distributed to campuses

38

Enrollment Funding Example

If the total state share of new enrollment costs exceeds the enrollment funding pool, the enrollment funding pool will be proportionately distributed to campuses

FY2012 Enrollment Funding Pool: \$5,000,000

	Manoa	Hilo	West Oahu	Community Colleges	Total
1 Base Enrollment	8,359	1,966	631	14,142	25,098
2 If Actual Enrollment for FY2012 is... *	8,777	2,064	663	14,849	26,353
3 Increase over base	418	98	32	707	1,255
4 Operating cost per undergraduate FTE	\$13,889	\$15,606	\$12,473	\$9,939	
5 % General Funds	50.00%	62.50%	62.50%	75.00%	
6 State share of new enrollment cost (3) x (4) x (5)	\$2,902,801	\$955,868	\$249,460	\$5,270,155	\$9,378,283
7 Percentage Distribution	31%	10%	3%	56%	100%
Distribution of Enrollment Funding Pool \$5,000,000 x (7)	\$1,550,000	\$500,000	\$150,000	\$2,800,000	\$5,000,000

* Assumes 5% increase over Base Enrollment

39

Enrollment Funding Manoa

UH Manoa	FY2012	FY2013	Notes
Base Enrollment	8,359	8,359	Classified Resident Undergrad FTE, Fall 2009
Actual Enrollment			Fall of prior fiscal year
Increase in enrollment	(8,359)	(8,359)	From base enrollment
Operating cost per undergraduate FTE	\$13,889	\$13,889	FY 2008-09
% General Funds	50.0%	50.0%	
State share of new enrollment cost	\$0	\$0	(Increase in enrollment * cost per FTE * % GF)

40

Enrollment Funding Hilo

UH Hilo	FY2012	FY2013	Notes
Base Enrollment	1,966	1,966	Classified Resident Undergrad FTE, Fall 2009
Actual Enrollment	[REDACTED]	[REDACTED]	Fall of prior fiscal year
Increase in enrollment	(1,966)	(1,966)	From base enrollment
Operating cost per undergraduate FTE	\$15,606	\$15,606	FY 2008-09
% General Funds	62.5%	62.5%	
<u>State share of new enrollment cost</u>	<u>\$0</u>	<u>\$0</u>	<u>(Increase in enrollment * cost per FTE * % GF)</u>

41

Enrollment Funding West Oahu

UH West Oahu	FY2012	FY2013	Notes
Base Enrollment	631	631	Classified Resident Undergrad FTE, Fall 2009
Actual Enrollment	[REDACTED]	[REDACTED]	Fall of prior fiscal year
Increase in enrollment	(631)	(631)	From base enrollment
Operating cost per undergraduate FTE	\$12,473	\$12,473	FY 2008-09
% General Funds	62.5%	62.5%	
<u>State share of new enrollment cost</u>	<u>\$0</u>	<u>\$0</u>	<u>(Increase in enrollment * cost per FTE * % GF)</u>

42

Enrollment Funding Community Colleges

UH Community Colleges	FY2012	FY2013	Notes
Base Enrollment	14,142	14,142	Classified Resident Undergrad FTE, Fall 2009
Actual Enrollment			Fall of prior fiscal year
Increase in enrollment	(14,142)	(14,142)	From base enrollment
Operating cost per undergraduate FTE	\$9,939	\$9,939	FY 2008-09
% General Funds	75.0%	75.0%	
<u>State share of new enrollment cost</u>	<u>\$0</u>	<u>\$0</u>	<u>(Increase in enrollment * cost per FTE * % GF)</u>

43

Enrollment Funding

	FY2012	FY2013
Enrollment funding pool	\$5,000,000	\$10,000,000
Total state share of new enrollment cost		
Amount returned to state	\$5,000,000	\$10,000,000

Distribution of Funds	FY2012	FY2013
UH Manoa	0	0
UH Hilo	0	0
UH West Oahu	0	0
UH Community Colleges	0	0
<u>Total</u>	<u>0</u>	<u>0</u>

If the total state share of new enrollment costs exceeds the enrollment funding pool, the enrollment funding pool will be proportionately distributed to campuses

44

Operating Fund Request

Part 2: Performance-based Program Change Requests (PCRs)


- To advance workforce development
- To identify and develop innovations and technologies to advance the state's economy
- To build the state's capacity for growth and development
- To assist in diversifying the economy



45

Evaluation of PCRs based on criteria:

- Alignment with the strategic outcomes
- Likelihood for realizing significant progress on the relevant performance measure
- Grounded in program review/improvement
- Measurability of results
- Creative, collaborative, and entrepreneurial thinking
- Leverage system wide sharing of program, projects and/or personnel



46

Biennium Budget Committee

- System wide group of administrators, faculty, staff, and students
- Co-chaired by VPAPP & VPBF/CFO
- Charged with evaluation of PCRs submitted by campuses, system, and system wide groups



47

Summary of PCR Requests Manoa

MAJOR UNIT	DESCRIPTION	FY 2011 - 12		FY 2012 - 13	
		BOR REQUEST FTE	AMOUNT	BOR REQUEST FTE	AMOUNT
UH Manoa	Establish a UH Engineering Consortium & Create the Pre-Engineering & Lower Division Engineering	12.00	1,200,000	28.00	3,000,000
	Health Professions Expansion as Part of the UH System Strategic Outcomes	5.50	700,000	12.50	1,300,000
	Establish a University of Hawaii Innovations and Technology Transfer Program	1.00	600,000	1.00	1,320,000
	College of Education - Increase Production of Teachers	5.50	300,000	11.00	600,000
	Nursing Workforce Development	11.00	840,000	23.00	1,800,000
	Social Work Program Expansion	2.00	199,160	5.00	391,140
	Sub-total UH Manoa	37.00	3,839,160	80.50	8,411,140

48

Summary of PCR Requests Hilo and SBDC

MAJOR UNIT	DESCRIPTION	FY 2011 - 12		FY 2012 - 13	
		BOR REQUEST		BOR REQUEST	
		FTE	AMOUNT	FTE	AMOUNT
UH Hilo	Responding to Hawaii's Critical Workforce Needs through Best Practices in STEM Education	5.00	247,324	7.00	806,437
	Increasing Capacity for Research, Extramural Grants & External Partnerships to Promote Econ Dev	3.00	203,750	3.00	335,710
	Expanding Degree Programs to Increase Workforce Development in West Hawaii	1.00	200,000	1.00	160,000
	Sub-total UH Hilo	9.00	651,074	11.00	1,302,147
SBDC	Hawaii Small Business Development Center Network Agriculture Outreach Initiative	0.00	16,297	0.00	32,594

49

Summary of PCR Requests West Oahu

MAJOR UNIT	DESCRIPTION	FY 2011 - 12		FY 2012 - 13	
		BOR REQUEST		BOR REQUEST	
		FTE	AMOUNT	FTE	AMOUNT
UH West Oahu	Supporting UHWO's Position to Provide Access to a Workforce Related 4 Year Baccalaureate Program	3.00	157,062	6.00	314,123

50

Summary of PCR Requests Community Colleges

MAJOR UNIT	DESCRIPTION	FY 2011 - 12		FY 2012 - 13	
		BOR REQUEST		BOR REQUEST	
		FTE	AMOUNT	FTE	AMOUNT
UH Community Colleges	New and Emerging Programs	7.00	524,492	8.00	698,836
	Improve Quality of Existing Career and Technical Education (CTE) Programs	13.00	825,420	14.00	1,961,540
	Science, Technology, Engineering and Math (STEM) Initiatives	5.00	256,420	12.00	616,452
	Distance Education for Career and Technical Education (CTE) Programs	5.00	267,944	7.00	461,312
	Sub-total UH Community Colleges	30.00	1,874,276	41.00	3,738,140

51

Summary of PCR Requests Systemwide Programs

MAJOR UNIT	DESCRIPTION	FY 2011 - 12		FY 2012 - 13	
		BOR REQUEST		BOR REQUEST	
		FTE	AMOUNT	FTE	AMOUNT
UH Systemwide Programs	Psychiatric Disability Services for Students	0.00	140,000	0.00	210,000
	Collaborative Prog Planning & Dev of Reusable Distance Delivered Courses for Statewide Workforce Dev	2.00	184,000	4.00	472,000
	Sub-total UH Systemwide Programs	2.00	324,000	4.00	682,000

52

Summary of PCR Requests President's Initiatives

MAJOR UNIT	DESCRIPTION	FY 2011 - 12		FY 2012 - 13	
		BOR REQUEST FTE	AMOUNT	BOR REQUEST FTE	AMOUNT
President's Initiatives	Statewide Institutionalization of Na Pua Noeau Positions	9.00	579,994	18.00	1,159,989
	Reduction of the University Maintenance Backlog & Ongoing Capital Renewal Needs	11.00	846,500	11.00	806,504
	Addressing UHWO's Enrollment Growth & Program Development	0.00	0	9.00	620,000
	Office Of Mauna Kea Management	7.00	1,980,120	7.00	1,980,120
	Sub-total President's Initiatives	27.00	3,406,614	45.00	4,566,613

53


Summary of PCR Requests

	FY 2011-12		FY 2012-13	
	BOR REQUEST FTE	AMOUNT	BOR REQUEST FTE	AMOUNT
UH Manoa	37.00	\$3,839,160	80.50	\$8,411,140
UH Hilo	9.00	651,074	11.00	1,302,147
SBDC	0.00	16,297	0.00	32,594
West Oahu	3.00	157,062	6.00	314,123
Community Colleges	30.00	1,874,276	41.00	3,738,140
Systemwide Programs	2.00	324,000	4.00	682,000
President's Initiatives	27.00	3,406,614	45.00	4,566,613
TOTAL	108.00	\$10,268,483	187.50	\$19,046,757

54

CIP Funds

- Project Renovate to Innovate funds
- General Obligation bond funds to finance major renovation projects
- Revenue bonds to finance innovative, modernization projects and those that support our competitiveness for extramural funding



55

**University of Hawai'i
Capital Improvements Program**

Fiscal Biennium 2011-2013
(Amounts in Thousands of Dollars)

Systemwide Summary

Budget Unit	Project Title	President's Recommendation		
		2011-2012	2012-2013	Total
Health, Safety, and Code Requirements		38,973	0	38,973
UHM	Various Projects	18,600 C	0 C	18,600 C
UHH	Various Projects	8,700 C	0 C	8,700 C
CCS	Various Projects	11,673 C	0 C	11,673 C
Deferred Maintenance Backlog		56,429	59,250	115,679
UHM	Reduction of Backlog in 6 Years	39,746 C	41,733 C	81,479 C
UHH	Reduction of Backlog in 6 Years	3,944 C	4,141 C	8,086 C
UHWO	Reduction of Backlog in 6 Years	1 C	1 C	1 C
CCS	Reduction of Backlog in 6 Years	12,738 C	13,375 C	26,113 C
Annual Capital Renewal Requirements		85,102	56,339	141,441
UHM	Capital Renewal	59,013 C	44,339 C	103,352 C
UHH	Capital Renewal	3,132 C	2,555 C	5,687 C
UHWO	Capital Renewal	418 C	15 C	433 C
CCS	Capital Renewal	22,539 C	9,430 C	31,969 C
Minor CIP		10,000	0	10,000
CCS	Various Projects	10,000 C	0 C	10,000 C

56

University of Hawai'i
Capital Improvements Program

Fiscal Biennium 2011-2013
(Amounts in Thousands of Dollars)

Systemwide Summary

Budget Unit	Project Title	President's Recommendation		
		2011-2012	2012-2013	Total
Project Renovate to Innovate		35,665	162,345	198,010
UHM	Various Projects	29,665 C	156,650 C	186,315 C
UHH	Various Projects	6,000 C	5,695 C	11,695 C
Major CIP Projects – Shovel Ready		39,991	111,276	151,267
UHH	Various Projects	3,000 C	66,000 C	69,000 C
CCS	Various Projects	36,991 C	45,276 C	82,267 C
Financially Leveraged Projects		40,000	0	40,000
UHH	General Obligation Bonds	7,200 C	0 C	7,200 C
UHH	Revenue Bonds	28,800 E	0 E	28,800 E
UHH	Federal Funds	4,000 N	0 N	4,000 N
Various Planning and Design Projects		7,433	16,754	24,187
UHM	Various Projects	2,025 C	16,750 C	18,775 C
UHH	Various Projects	4,400 C	0 C	4,400 C
CCS	Various Projects	4 C	0 C	4 C
SYS	Student Housing Feasibility, Hawaiian Success, Project Adjustment	1,004 C	4 C	1,008 C

57

University of Hawai'i
Capital Improvements Program

Fiscal Biennium 2011-2013
(Amounts in Thousands of Dollars)

Systemwide Summary

Budget Unit	Project Title	President's Recommendation		
		2011-2012	2012-2013	Total
University of Hawai'i – Systemwide Summary of CIP Budget Request		313,593	405,964	719,557
Means of Finance				
	C General Obligation Bond Fund	280,793 C	405,964 C	686,757 C
	E Revenue Bonds	28,800 E	0 E	28,800 E
	N Federal Funds	4,000 N	0 N	4,000 N
Totals by Budget Unit				
	University of Hawai'i at Mānoa	149,049	259,472	408,522
	University of Hawai'i at Hilo	69,176	78,391	147,567
	University of Hawai'i–West O'ahu	418	16	434
	University of Hawai'i–Community Colleges	93,945	68,081	162,026
	University of Hawai'i–System	1,004	4	1,008

58

University of Hawai'i
Capital Improvements Program
Fiscal Biennium 2011-2013
 (Amounts in Thousands of Dollars)
Request of the University of Hawai'i at Mānoa

Category/ Priority	Project Title	President's Recommendation		
		2011-2012	2012-2013	Total
Health, Safety, and Code Requirements		18,600	0	18,600
1	East-West Electrical Substation	6,000 C	0 C	6,000 C
2	Campus-Wide Elevator Improvements, Phase II	12,000 C	0 C	12,000 C
3	Quarry Stairs	600 C	0 C	600 C
Project Renovate to Innovate		29,665	156,650	186,315
1	Edmondson Hall	14,000 C	0 C	14,000 C
2	Snyder Hall	3,500 C	35,000 C	38,500 C
3	Holmes Hall	2,000 C	20,000 C	22,000 C
4	Hawai'i Institute of Marine Biology - Coconut Island	1,360 C	13,600 C	14,960 C
5	Hawai'i Institute of Geophysics	2,605 C	26,050 C	28,655 C
6	Marine Science Building	2,700 C	27,000 C	29,700 C
7	Marine Fisheries Building	3,500 C	35,000 C	38,500 C
Major Planning and Design Projects		2,025	16,750	18,775
1	Campus Master Plan	1,200 C	0 C	1,200 C
2	Kuykendall Hall Modernization	0 C	11,250 C	11,250 C
3	Richardson Law School Expansion/Modernization	825 C	5,500 C	6,325 C
University of Hawai'i at Mānoa CIP Budget Request		50,290	173,400	223,690
Means of Finance				
C General Obligation Bond Fund		50,290 C	173,400 C	223,690 C

59

University of Hawai'i
Capital Improvements Program
Fiscal Biennium 2011-2013
 (Amounts in Thousands of Dollars)
Request of the University of Hawai'i at Hilo

Category/ Priority	Project Title	President's Recommendation		
		2011-2012	2012-2013	Total
Health, Safety, and Code Requirements		8,700	0	8,700
•	Emergency/Back-Up Generator	4,000 C	0 C	4,000 C
•	Chemical Storage and Concentrated Waste Storage Building	2,800 C	0 C	2,800 C
•	Campus-Wide Lead Paint Survey	100 C	0 C	100 C
•	Emergency Notification System	1,800 C	0 C	1,800 C
Project Renovate to Innovate		6,000	5,695	11,695
•	Keaukaha and Panaewa Research Laboratory Renovations	5,300 C	750 C	6,050 C
•	Life Sciences Building Renovation	300 C	2,070 C	2,370 C
•	PB-4 Renovation and Upgrade of Research Laboratories	400 C	2,875 C	3,275 C
Major CIP Projects – Shovel Ready		3,000	66,000	69,000
•	College of Hawaiian Language, Phase I	3,000 C	0 C	3,000 C
•	College of Pharmacy	0 C	66,000 C	66,000 C

60

University of Hawai'i
Capital Improvements Program
Fiscal Biennium 2011-2013
(Amounts in Thousands of Dollars)
Request of the University of Hawai'i at Hilo

Category/ Priority	Project Title	President's Recommendation		
		2011-2012	2012-2013	Total
Financially Leveraged Projects		40,000	0	40,000
•	Living Learning Community	4,000 C	0 C	4,000 C
		4,000 N	0 N	4,000 N
•	Student Housing Developments	3,200 C	0 C	3,200 C
		28,800 E	0 E	28,800 E
Various Planning and Design Projects		4,400	0	4,400
1	General Classroom and Office Building	3,500 C	0 C	3,500 C
2	Emergency Response and Campus Operations Center	900 C	0 C	900 C
University of Hawai'i at Hilo CIP Budget Request		62,100	71,695	133,795
Means of Finance				
	C General Obligation Bond Fund	29,300 C	71,695 C	100,995 C
	E Revenue Bonds	28,800 E	0 E	28,800 E
	N Federal Funds	4,000 N	0 N	4,000 N

61

University of Hawai'i
Capital Improvements Program
Fiscal Biennium 2011-2013
(Amounts in Thousands of Dollars)
Request of the Community College System

Category/ Priority	Campus	Project Title	President's Recommendation		
			2011-2012	2012-2013	Total
Health, Safety, and Code Requirements			11,673	0	11,673
•	CCS	Rekey Community Colleges	3,500 C	0 C	3,500 C
•	KAP	Exterior Lighting Improvements	1,103 C	0 C	1,103 C
•	LEE	Repair/Replace Air Conditioning/Ventilation Systems	2,300 C	0 C	2,300 C
•	LEE	Replace Air Handlers	4,300 C	0 C	4,300 C
•	LEE	Repair/Replace Railings to Exterior Stairways	470 C	0 C	470 C
Minor CIP			10,000	0	10,000
•	KAP	Kauiila Building – Renovation for Respiratory Care Room	3,200 C	0 C	3,200 C
•	WIN	Naauao Building – Renovation for Faculty Offices	2,700 C	0 C	2,700 C
•	WIN	Alakai Building – Renovation for Administration	4,100 C	0 C	4,100 C

62

**University of Hawai'i
Capital Improvements Program**

Fiscal Biennium 2011-2013
(Amounts in Thousands of Dollars)

Request of the Community College System

Category/ Priority	Campus	Project Title	President's Recommendation		
			2011-2012	2012-2013	Total
Major CIP Projects – Shovel Ready			36,991	45,276	82,267
1	LEE	Education and Innovation Instructional Facility	19,013 C	0 C	19,013 C
2	HON	Advanced Technology Training Center	0 C	36,393 C	36,393 C
3	KAP	Information, Media, and Technology Center	5,104 C	0 C	5,104 C
4	LEE	Theater Renovation	6,201 C	0 C	6,201 C
5	HAW	Manono Campus - Multi-Purpose Facility with Parking Structure	6,673 C	0 C	6,673 C
6	MAU	Science Building – Renovation of Existing Facility	0 C	4,501 C	4,501 C
7	WIN	Laakea and Noeau Buildings – Renovation of Existing Facilities	0 C	4,382 C	4,382 C
Various Planning and Design Projects			4	0	4
•	HAW	Manono and West Hawai'i Campuses - New Facilities	1 C	0 C	1 C
•	HON	New Facility	1 C	0 C	1 C
•	KAP	Parking Facility	1 C	0 C	1 C
•	KAP	Culinary Institute of the Pacific – Diamond Head	1 C	0 C	1 C
University of Hawai'i – Community Colleges CIP Budget Request			58,668	45,276	103,944
<u>Means of Finance</u>					
C General Obligation Bond Fund			58,668 C	45,276 C	103,944 C

63

Operating Budget General Funds, FYs 2010-2011

DESCRIPTION	BIENNIUM	
	FY 2009-10	FY 2010-11
Prior Year General Fund Appropriations	\$728,299,688	\$728,299,688
Less: Non-recurring Funds	(2,623,742)	(2,623,742)
Collective Bargaining	10,703,171	10,703,171
Pass Through Funds Adjustments	4,360,124	11,434,420
Continuing Funding, Current Year	740,739,241	747,813,537
Legislative Appropriations		
Operating Funds	(45,971,080)	(107,875,009)
Pass Through Funds Adjustments*	(272,176,956)	(279,251,252)
Governor's Restrictions	(52,086,738)	
Total	370,504,467	**360,687,276

Prepared by UH Budget Office

*For FY 2009-2011 the Legislature transferred the budget for the pass through funds (health premiums, retirement benefits and debt service costs) to the State Department of Budget & Finance.

** Represents a 23% decrease in general funding, excluding pass through funds, from FY 2008-09 levels.

64

Summary of Budget Requests

	FY2012	FY2013
General Fund Operating Budget (Base)		
(after reductions of \$108 million in FB 2009-2011)	\$360,687,276	
<hr/>		
Hawaii Graduation Initiative		
Outcome Based Funding	\$10,000,000	\$20,000,000
Enrollment Funding	5,000,000	10,000,000
Program Change Requests	10,268,483	19,046,757
Restoration of ARRA Funding	6,600,000	6,600,000
Total Operating Budget Requests	31,868,483	55,646,757
CIP Requests	313,593,000	405,964,000
TOTAL REQUESTS:	\$345,461,483	\$461,610,757

65

University of Hawai'i Mānoa
Chancellor Virginia S. Hinshaw – January 2011

Mahalo for the opportunity to update you on UH Mānoa's efforts to create educated citizens, generate research advances and serve our community. Like the rest of Hawai'i, we are still feeling the impact of the global recession, but our campus community – students, faculty, staff – are pulling together to get through these tough times and moving forward in a number of ways.

Our progress even in the face of challenges gives us reason to be optimistic, primarily because the Mānoa Experience is becoming more impressive and more widely known because of changes across the campus. Thanks to strong partnerships with the Legislature, donors and other community supporters, as well as collaborative relationships within UH Mānoa and with other UH campuses, UH Mānoa is leveraging that support and making significant strides towards our goal of enhancing UH Mānoa as a destination of choice, a global leading research university and a respectful, inclusive community.

Addressing workforce needs. Our budget request focuses on increasing opportunities for careers in engineering, medicine, social work and nursing – all involving UH collaborations and increased Native Hawaiian representation. For example, to advance “Renovate to Innovate,” last week we launched construction of the Translational Health Science Simulation Center, to enable UH Mānoa's School of Nursing and Dental Hygiene to support the Statewide Consortium of nursing programs' innovative approach to education that will improve access to bachelor's degrees and shorten the time to graduation. This will enable students at Kaua'i Community College and UH Maui College to complete their fourth year of nursing study via distance technology.

Improving access and student success. We increased need-based scholarship support for students from tuition by \$1.7M this year and are also ensuring that eligible students apply for and secure Pell grants. Last year we enrolled almost 2,600 Native Hawaiian students and our freshman class is 14% Native Hawaiian. Specific programs contributing to that success include the School of Nursing and Dental Hygiene and the College of Engineering - each with over 100 Native Hawaiian and Pacific Island students. The College Opportunities Program for underserved groups continues to contribute to student success with increasing retention rates every year.

Focusing on teaching facilities with R&M. Our physical campus is beginning to reflect the benefits of the priority we established three years ago with legislative support - that is to upgrade our facilities. We are grateful for the significant legislative investment in R&M, thereby enabling the campus to assume a leadership role in energy reduction, sustainability, and job creation.

We have completed repairs on 37 leaky roofs, replaced mechanical systems and expanded energy conservation, which has made us a Hawai'i leader in energy savings. In the last 5 years, Mānoa has reduced its energy usage by 20% and is on track to meet the goal of reducing campus energy use by 50% by 2015. We're also working on modernizing our teaching facilities and equipment. Sustainability is an integral part of our projects. For example, we'll undertake major renovations to Kuykendall Hall this summer in collaboration with Lawrence Berkeley National Laboratory with the aim of striving for a zero-carbon footprint building.

Mahalo for your support, which is critically important to our continued progress. By working together and investing resources in UH Mānoa, your university is providing tremendous benefits for all citizens of Hawai'i and the future of our State.

University of Hawai'i at Hilo
Chancellor Don Straney – January 2011

UH Hilo has distinguished itself by combining teaching, service and scholarship to improve the wellbeing and status of citizens on Hawai'i Island and across the state. We are the university with the primary responsibility for serving our island; our reach continues to grow beyond East Hawai'i to centers in other areas of our island. Our smaller classes are taught by full-time faculty who bring their research to student learning. On-campus labs are complemented by the island's vibrant "living laboratory" – making UH Hilo an ideal place to study astronomy, volcanology, marine science, indigenous language revitalization, and other fields. The College of Pharmacy and School of Nursing provide shared leadership to improve access to and quality of health care for our rural communities. We oversee the statewide Small Business Development Center and the Office of Mauna Kea Management, both of which are crucial to the State's economy and future. Lastly, we contribute to quality of life and a "university town" through our performing arts, athletic events, and cultural enrichment offerings.

UH Hilo's cumulative budget reduction now totals \$8.5 million, which is 24% of our FY 2008-09 general fund allocation. Yet, UH Hilo continues to specialize in serving students who are economically disadvantaged, first generation in college, and/or from underrepresented minority groups, including 22% who are Native Hawaiians. Half of our students are from Hawai'i Island (with a growing number from the other islands) and 70% are Hawai'i residents. We have coped with the cuts by reducing non-instructional programs for students, increasing extramural awards to \$27 million (from an average of about \$4 million/year in the 1990s), generating \$15 million in private gifts via the UH Centennial campaign, eliminating temporary positions, freezing civil service positions, and implementing collective bargaining salary reductions. More specifically:

- Our **Long Range Budget Planning Committee** has encouraged innovative budget efficiencies ranging from updating light fixtures to reducing energy consumption and consolidating service agreements. For example, we recently equipped a residence hall cafeteria to also serve as a large-capacity classroom during certain hours of the day. Similarly, we merged all of our various academic support services into one center and consolidated existing medical and counseling services into one unit to reduce overhead.
- Our **Enrollment Management Implementation Team** led efforts to offer fewer classes to more students in Falls of 2009 and 2010, with a higher seat fill-rate. We also generated more student semester hours. EMIT monitors and manages recruitment, admissions and registration efforts to generate incremental, manageable enrollment increases so that we can balance the University budget with tuition revenue.
- **Hiring of faculty positions were deferred** in such high demand fields as biology, chemistry, psychology, communications, and English; search processes to fill vacant positions in student affairs, administrative affairs and university relations were also delayed.
- **We protected certain priorities** to ensure health/safety and minimize institutional liability/risk. These included medical services, counseling services, campus security, classroom instruction, and essential repairs/maintenance. However, this meant that other departments received larger cuts proportionally.
- We are **generating new revenue streams** through entrepreneurial efforts, particularly at the 'Imiloa Astronomy Center, in the Office of Intercollegiate Athletics, and elsewhere across campus. Similarly, to fulfill capital construction project needs, we are pursuing private-public partnerships (in the case of new student residential facilities) and using revenue bonds (in the case of temporary buildings).

For every \$1.00 in state investment, UH Hilo generates an additional \$3.06 in direct expenditures. We infuse \$240 million per year into the local economy and provide 3,900 direct and indirect jobs.¹ Your continued support and investment will allow UH Hilo to continue serving our community in vital, meaningful and critical ways. Thank you for the opportunity to provide this testimony.

¹ David Hammes, UH Hilo Economics Professor, February 2008.

University of Hawai'i – West O'ahu
Chancellor Gene Awakuni – January 2011

As a developing campus, the economic downturn and resultant funding reduction significantly impacts UH West O'ahu's ability to roll-out the development of educational programs to accommodate the growth in student enrollment. With the completion of UH West O'ahu's Phase I campus in Kapolei and planned classes to begin at the new facilities in the Fall of 2012, this demand is expected to further tax educational and operating services of the campus.

UH West O'ahu (UHWO) sustained one of the highest enrollment growths in the system. Student enrollment has jumped 29%, from 1,140 students in 2008, to 1,471 students in 2010. This student growth in turn generates the need for additional program and course development, requiring additional faculty, classroom space and support costs. Internally, we are pursuing the following means to alternatively address these requirements:

- Hiring
 - Filling retired faculty positions with lecturers to meet instructional requirements
 - Increasing course loads of faculty and lecturers to teach more courses and course sections
- Alternatives to Delivering Campus Priorities
 - Doubling up on office space and utilizing conference rooms/faculty lounge as classrooms
 - Increasing on-line (in class and online offerings - 39% of UHWO sections are offered on-line; 50% of Business class sections, the largest major on campus are offered online)
 - Cancelling low enrolled elective courses that do not impact specific degree requirements
 - Cross-registering in general education courses (i.e. Introductory English, History) with Leeward Community College
- Controlled Discretionary Spending
 - Regular monitoring of discretionary spending by all program units

The financial downturn and the required budget reductions hinder the growth momentum of the campus. The need to defer hiring of instructional positions and additional general fund reductions impact our ability to move forward with the establishment of our secondary education and social work baccalaureate programs.

UHWO has been relatively small for quite some time, but it has emerged as a high quality, comprehensive university. We remain committed to providing an accessible, relatively low cost education especially to students in the Leeward and Central O'ahu areas to make their dream of obtaining a college education achievable.

With your support over the past years we are moving forward with the construction and development of our new campus in Kapolei. Recognizing that the new campus will generate additional requirements in areas such as instructional resources, academic advising and, on-campus services over and above a campus allocation scenario, the University Administration has provided UHWO the opportunity to seek additional funding to support its increased growth requirements through one of the President's initiatives.

Thank you for your time. I am happy to answer any questions you may have.

University of Hawai'i Community Colleges
Vice President John Morton – January 2011

As the State's economy shows signs of improvement, the Community Colleges continue to play a vital role in strengthening the economy by improving the competitiveness of existing industries through workforce enhancement, by diversifying the economic base through initiatives that support new and emerging industries, and by creating opportunities for individuals to improve their employment through education. Community Colleges provide first generation college students, educationally and economically disadvantaged individuals, and under-represented minorities a gateway for upward mobility to skilled jobs and/or baccalaureate education.

The urgent need to support economic recovery efforts has generated a period of extraordinary growth at the Community Colleges. The Fall 2010 credit headcount enrollment for the Community Colleges was 34,203 students an increase of 20.2% over Fall 2008 and a 35.4% increase over Fall 2006. We have relied heavily on the \$6.9 million in Educational Stabilization funds provided by the Legislature to serve these additional students. Continuation of this funding, slated to expire at the end of FY 2011, is essential for the Community Colleges to maintain the classes and support for the expanded enrollment.

The Community Colleges also acknowledge that it is not enough to simply enroll more students, it is essential that we graduate more students. To support the University's Hawai'i Graduation Initiative, the Community Colleges also plan to improve student success in transfer and graduation. Building on our "Achieving the Dream" initiative, we will seek to improve student readiness through developmental education, student retention, strategic planning, and financial aid for students. We are willing to be held accountable for and funded only on our success and support the proposed outcomes based funding model.

Community Colleges are also active players in redefining the Hawai'i workforce. We have been and will continue to be leaders in green job creation, technical education for emerging fields like biotechnology, modern agriculture, digital media, while at the same time providing education for traditional jobs in trade and technical fields, health, and culinary and hospitality education.

The Community Colleges have aggressively embarked on a program focused on energy efficiency and renewable energy projects on all of our campuses. To demonstrate our commitment to this goal we have self-financed these projects through performance contracts and renewable energy projects. The Community Colleges also remain committed to addressing repair, renewal and replacement needs. Repairs and maintenance funds are critically needed each year to properly maintain a safe and healthy learning environment.

The Community College system remains steadfast in its commitment to "being a part of the solution" during these very challenging economic times.

Honolulu Community College
Chancellor Michael Rota – January 2011

Honolulu Community College (HCC) is a comprehensive community college that features a rigorous liberal arts program and a wide array of professional, career, and technical programs designed to meet the State's need for a specialized workforce. Hawai'i's aging workforce, particularly in fields related to HCC's mix of programs, and the business community's increased dependence on specialized technologies, means that Hawai'i's future economic success is becoming increasingly dependent on the success of HCC to educate and train individuals to enter the workforce and to renew the skills of the incumbent workforce.

The College, established in 1920 as the Territorial Trade School, is now experiencing the largest credit enrollment (4,725) in the last decade, an increase of nearly 13% from fall 2005. Focused on the success of all students, especially Native Hawaiians, and the fundamental industries we serve, the College has effectively managed the increased enrollment because of the availability of targeted enrollment growth funds, administered by the Office of the Vice President for Community Colleges as well as federal ARRA funds that partially off-set the reduction in State appropriated funds. These funds have provided the necessary support to meet our increased enrollment by adding 133 course sections in high student demand areas since FY07. The federal ARRA funds to the College totaled \$1,123,463 in FY10, and \$1,081,644 in FY11; this funding ends June 30, 2011. If this level of funding is not restored, we will not be able to offer the level of classes required to meet our current enrollment.

As is the case with all Hawai'i's community colleges, HCC is focused on dealing with the underprepared student population, the majority of new entrants at the College. As one of the highest priorities on campus, initiatives such as acquiring additional financial aid for students, designing and implementing more effective developmental curricula, and providing focused student service programs are in the implementation stages.

During the FY2011-13 Biennium, HCC is seeking additional support to strengthen and upgrade two programs, MELE and Diesel. In response to a unique workforce development opportunity, the College established the Music Entertainment Learning Experience (MELE) program in partnership with Belmont University in Nashville, Tennessee. The program was started with a mix of federal grant funds, federal ARRA funds, and has been supplemented by private donations from individuals associated with the Hawaii music industry; however, the federal funding ends June 30, 2011. The official launch of the program started in fall 2008 with 64 student registrations and has grown to 127 student registrations in fall 2010. As part of the BOR Budget, we are requesting 2.0 positions and \$161,736 in FY12 and 3.0 positions and \$317,080 in FY13 to continue the operation of this highly successful and important new program. The Diesel program is in need of additional support staff and specialized supplies and equipment to meet the industry required NATEF certification. As part of the BOR Budget we are requesting 1.0 position and \$69,392 in FY12, and 1.0 position and \$89,392 in FY13.

The instructional core of the College has been located on the same site since 1920, a site that last built a major facility in 1979. The College is near completion of a new Facilities Master Plan, is in the final stages of design for a new Advanced Technology Training Center (ATTC), and is about to embark on a major renovation to a 65,000 square foot six story classroom/library building that is expected to last three years. As the technology training center of the Pacific, the College will utilize the future ATTC to further develop specialized skills training for the workforce. The Center will also provide up to date science facilities to promote more STEM related areas of study. Supporting STEM related fields of study and the coordination of academic planning across the University of Hawai'i system is imperative for our workforce to remain competitive and cutting edge. The BOR CIP request includes funding of \$36,393,000 for construction in the second year of the Biennium.

Kapi'olani Community College
Chancellor Leon Richards

Kapi'olani Community College's Fall 2010 credit headcount was 9,446 students, a 23% increase over the 7,656 students enrolled in the Fall 2007. Over the same three-year period, the enrollment of Native Hawaiian students has out-paced the general population: an increase of 31%, from 1,176 to 1,552. To meet the overall surge in enrollment, we have added additional sections of classes, extended our schedule of course offerings to the late afternoon, and increased the number of online and hybrid courses offered. We anticipate this past fall's increase to follow through to a record spring 2011 enrollment of 9,206 students.

We believe that Kapi'olani is well positioned to continue to be a campus in high demand for students entering higher education for several reasons. We are committed to increasing our online course offerings to 30% of the total by 2015. With this commitment comes the need to develop faculty expertise in integrating technology for engaged student learning, which the College has done through a Title III-funded Laulima Online Training Academy. The professional development has begun to pay dividends: in Spring 2010, the success rate in online classes was slightly higher than in traditional classes (0.29%). Clearly, the College needs to do more to support online course delivery; hence, one of our program change requests (PCR) is to establish a Center for Distance Education Learning and Teaching Assistance (DELTA).

While online instruction is a major emphasis, we are also committed to supporting faculty in integrating emerging technologies into other realms of instruction and support to promote successful student learning. The College has developed a model that integrates institutional effectiveness measures (focused on student achievement) with high impact educational practices. The implementation of the model is attested in the redesign of our approach to professional development, from episodic, stand-alone workshops to sustained faculty engagement in communities of practice, with support from Title III. Title III and Carl Perkins funds have been used to support faculty in the Vanguard project, dedicated to improving success in gatekeeper courses, i.e. those with high enrollment and low success. The College is seeking funding to support these efforts in its second PCR, Transforming Kapi'olani's Curricular and Professional Development Programs by Applying Emerging Technologies.

We continue to focus our endeavors on student engagement and success, especially for Native Hawaiians, through innovations such as (1) academic academies, where English and math courses are situated in courses that introduce students to majors; (2) accelerated English courses, where developmental and college-level courses are completed in a single semester, only one of the innovations developed as a result of the College's selection to participate in the Global Skills for College Completion project funded by the Gates Foundation; (3) offering developmental math instruction through an emporium model; (4) scholarships, opportunities for undergraduate research, and peer mentoring in science, technology, engineering and math (STEM) courses through funding from the National Science Foundation. We have integrated the accelerated approach into the STEM program in our third PCR, the Hawai'i Accelerated Graduation Initiative in STEM. In addition, we have increased access to baccalaureate programs through degree pathways in partnership with the University of Hawai'i at Mānoa (Ka'ie'ie, May 2007), University of Hawai'i – West O'ahu (Mananawai, December 2007) and University of Hawai'i Hilo (Ho'oimi, May 2006, revised January 2010).

The increase in tuition revenue together with the ARRA funding and supplemental funding from the enrollment growth appropriation help to offset the reduction in general funds. Without the ARRA support and enrollment growth supplementation, the college will be hard pressed to meet the demand for services related to the increase in enrollment.

In September, the University of Hawai'i Board of Regents approved in principle, Kapi'olani Community College's long range development plan (LRDP). The approved LRDP was the culmination of over a year's work, with substantive input from campus and community stakeholders. The college will now begin the process of obtaining the requisite permits to implement the plan. The college welcomes the opportunity to further discuss the plan and share our vision with you at your request.

Leeward Community College
Chancellor Manny Cabral – January 2011

In its 42-year history, LeeCC, including its Wai'anae campus, has grown to be the 3rd largest of the 10-campus UH system with a record Fall 2010 student enrollment of nearly 8,000 students. LeeCC has been able to address the continuing surge in enrollment through creative scheduling, maximizing facilities use, the expansion of our distance education programs and hybrid-course delivery and the support of the legislature with enrollment growth funding.

In addressing the UH President's Hawai'i Graduation Initiative, LeeCC has thrown its support to innovative faculty and staff. For example, the college formed a new Student Success Committee as a result of the International First Year Experience held on Maui supported by ARRA funds this past summer 2010. In addition, the college was one of 38 two-year institutions nationwide selected by the National Center for Academic Transformation to participate in *Changing the Equation*, a newly funded program of \$2.3 million supported by the Bill and Melinda Gates Foundation. This grant has allowed LeeCC to completely redesign its remedial/developmental math offerings.

As of Fall 2010, LeeCC has the largest number of undergraduate students of Hawaiian ancestry with 2,075 students among the ten UH campuses or nearly 25% of its current student population. In support of native Hawaiian student success, LeeCC has its Ke Ala 'Ike Native Hawaiian Excellence Program and Ho'oulu Native Hawaiian Career and Technical Program. The college continues to expand valuable community partnerships with Native Hawaiian serving organizations such as MA'O Organic Farms, Mālama Learning Center, Queen Liliu'okalani Children's Center, Nā Pua Noe'au, the office of Hawaiian Affairs and ALU LIKE, INC., to name a few.

The second largest student ethnic group at LeeCC of about 1,718 students is Filipino, comprising approximately 22% of the student population. The “Sulong-Aral” program supported by new federal funding addresses increasing Filipino student achievement, particularly as it relates to successful completion rates at LeeCC and transfer rates to the UH four-year campuses.

Our Teacher Education (AAT) program continues to flourish. The enrollment has grown more than sixteen-fold from 24 students in the fall of 2006 to over 400 students in the Fall of 2010. Construction funding for the “shovel-ready” 22,000 square foot Teacher Education Building is the College's and the UHCC system's number one priority for major CIP projects.

LeeCC is in a 3-phase facilities implementation plan for its Wai'anae Education Center campus: Investigation, Acquisition and Renovation. If all goes as planned, the College hopes to have a ribbon cutting ceremony for a newly renovated facility by Fall 2012.

The impact of the rail system on our campus (the first UH Campus to have a transit stop) cannot be overestimated. Construction is expected to start on the rail project in 2011, which will include a dedicated LeeCC Rail Station. Vehicular and pedestrian access to the College continues to be problematic as the need for the Second Access Road and roadway improvements to Ala 'Ike are of critical importance for the health and safety of the campus community.

Infrastructure funding will be a critical need for LeeCC upon the departure of the UHWO from Pearl City to Kapolei, expected to be completed by Fall 2012. LeeCC will require additional funding support to address the janitorial, maintenance, and utility cost needs associated with the UHWO facilities.

Windward Community College
Chancellor Douglas Dykstra - January 2011

Five years of unprecedented enrollment growth has produced 53% growth with 2625 students. The Enrollment Growth Funding initiative is critical to this growth because without it Windward would never have been able to afford the adjunct faculty to teach the additional entry level course offerings. Enrollment figures are also accommodated by support for the *Hawai'i Graduation Initiative* to promote persistence to graduation. The college employs learning communities in gatekeeper courses; supplemental instructional services for courses with high attrition rates; and two-day Frosh Camp orientation for incoming students along with a 118% increase in the number of financial aid recipients in the past four years. Data reflect the success of the foregoing measures with 23% higher rates of persistence by students who attend Frosh Camp, a 36% higher rate of successful course completion by students who attend supplemental instruction, and 3.4% above target for the number of Windward graduates.

The college is now able to bring significant faculty support to its Developmental Education offerings due to the recent discontinuation of a non-credit program that had experienced seven years of serious enrollment declines. Veteran faculty members from that program have been re-assigned to staff separate Developmental Math and Developmental English Writing Labs to support a 150% increase in Developmental course offerings since the base year of 2007.

The college strongly supports the *Achieving the Dream* system wide initiative to promote enrollment, persistence and graduation of Native Hawaiian (NH) students. To date the college is 39% above the enrollment target; 108% above target for Pell Grant dollars; 52% above target for transfers to UH baccalaureate campuses; and 14% above target for NH graduates.

The college requests \$2.7 million CIP to renovate Na'auao building which houses a tutoring center as well as faculty offices. The Alaka'i building CIP (\$4.1 million) provides interior design improvements to a building that houses administrative, student support, and institutional research offices along with four classrooms. Finally, the year-two La'akea and No'eau CIP renovations (\$4.382 million altogether) will provide faculty office and classroom space.

The college requests two *Program Change Requests* (PCR) including one to fund a Veterinarian faculty for an **Associate of Science Degree in Veterinary Technology**. This field is one of the five fastest growing occupations in the country (e.g., 29,000 openings expected nationally by 2016) and it shows promise to be offered by this college state-wide using distance delivery techniques. Additionally, the college requests funding for a Plant Molecular faculty and a Laboratory Technician to expand existing Academic Subject Certificates into **Certificate of Achievement programs in Plant Biotechnology and Ethno-pharmacognosy**. The college has a track record of success in placing students into jobs and sending them to national/international conferences in these fields. The proposed curricular upgrades are intended to better tailor this course of study to the needs of an industry that includes 2296 farms, 250 plant nurseries and 45 biotech companies locally.

Hawai'i Community College
Interim Chancellor Noreen Yamane – January 2011

Weathering through these rough economic times, Hawai'i Community College has experienced an unprecedented growth of 16.5% (Fall 2010), the highest in the University System to provide educational opportunities for students to pursue academic achievement, provide training to develop a skilled workforce, and support economic development. In the past ten years, HawCC enrollment grew from 2090 to 3815 students dramatically increasing the need for additional space and updated facilities in both East and West Hawai'i. Currently, the enrollment for Spring 2011 is 3137, up by 12% over Spring 2010. To support this level of growth and to play a key role in building Hawai'i's educational and economic future, HawCC has relied on ARRA educational stabilization funds for our course offerings in remedial/ developmental education and in our certificates and degree programs.

HawCC is committed to the President's Graduation Initiative by improving access to every segment of our community. We have streamlined the financial aid process, as well as increase support services to students completing the FAFSA and financial aid advising. As a result, the Financial Aid Office was able to significantly increase the number and amount of Pell awards, and drastically reduce the default rate. We offer the Compass Placement Test to high school students on their home campus through our Compass Mobile Unit. We utilize distance learning technologies to offer classes via ITV (Interactive TV), Video conferencing, and web based instruction to students in rural communities. To provide high quality instruction, HawCC has received funding from the Rural Development Program (RDP) to upgrade its video conferencing capability to high definition in West Hawai'i, Waimea and Honokaa. As the use of technology becomes even more critical in the College's ability to service a large geographical area, the College is requesting three positions in Computer and Media Support Services to enhance distance education venues for CTE Programs.

To enhance the pipeline to higher education, HawCC has proposed ***Lehua Lei O Hilo***, an automatic admissions process. *Lehua Lei O Hilo* is a collaborative effort between the State DOE and UH-HawCC to encourage our high school students and our community to see college as an automatic "next-step." By streamlining the process and eliminating the need to submit an application, we hope to clear the way between high school and college.

With twenty five certificate and degree programs, the College is committed to providing a skilled workforce to meet industry demands. HawCC's newest programs are the Digital Media Arts Program and the Fire Science Program. Through support from RDP, the College has begun the development of a Certificate Program in Refrigeration and Air Conditioning (RAC) and will be able to provide the community with training in energy conservation and sustainability.

The College has over 40% native/part-hawaiian students and has demonstrated its commitment to increase the success rate of this population through initiatives like Achieving the Dream and Title III funding.

The College has made a strong commitment to a Kauhale model in which each person contributes measurably to the success of our College's mission and outcomes. Kauhale unites all components of Hawai'i Community College into an "academic village without walls" in the spirit of *E`Imi Pono* (seeking excellence). We appreciate the support of our Legislature to help our learners and our communities achieve their goals to become productive citizens in our global economy.

UH Maui College
Chancellor Clyde Sakamoto – January 2011

In response to Maui County's high unemployment rates, socio-economic challenges, history of appropriately prepared and trained nonresidents appointed to the more highly compensated positions, being the lowest general-funded higher education county on a per capita basis, and Lumina Foundation's 2010 report indicating Maui County with the lowest percentage of two or four-year degree graduates of any county in the state, UH Maui College continues to focus its resources on workforce training and programs that will support sustainable wage careers in emerging and high demand sectors.

In 2010, UH Maui College (formerly Maui Community College) transferred its accreditation from the WASC Junior (Accrediting Commission for Community and Junior Colleges) to the WASC Senior (Accrediting Commission for Senior Colleges and Universities) Commission to comply with both Commissions' requirements. This transfer, along with the name change, allows the college to continue its open admissions to lower division technical and general education associate degrees while permitting the expansion of four-year degrees to meet needs and opportunities in Maui County. UHMC is planning its third bachelor's degree in sustainable sciences management.

UHMC has experienced unprecedented enrollment growth. Since Fall 2008, the Fall 2010 enrollment of 4,367 represents a 33% growth. The Spring 2011 enrollment currently exceeds Spring 2010 by another 8% with registrations still occurring. As a result, the ARRA restoration is essential to continue support for enrollment growth.

As part of the UHCC System-wide Achieving the Dream initiative, UHMC continues to emphasize Native Hawaiian student success by enhancing peer and new online tutoring, completing a new Hawaiian Student Success facility, and mandating student participation in the First and Second Year Experience programs to help students move from developmental to college level courses, then to career exploration and employment. With a ten percent increase in student persistence from last Spring '10 to Fall '10, UHMC expects Native Hawaiian and other student retention, persistence and graduation rates to meet UH System Graduation Initiative Goals.

To continue to meet its tri-isle student demand and expansion, UHMC has aggressively pursued extramural support to expand its Allied Health and STEM programs along with adding professional staff to redesign face-to-face courses into hybrid or totally on-line learning environments. Since this funding will end, the college requests State support to continue its critical workforce development programs and services.

With the legislature's assistance, the college continues to upgrade its physical plant and additional construction funds are requested to renovate the old Science building to repurpose the out-dated facility to support the expanding Allied Health program.

As the only institution in the County of Maui representing the University of Hawai'i System, UH Maui College seeks support to accommodate the increasing higher learning demands and strengthen the economic health of our tri-isle region.

Kaua'i Community College
Chancellor Helen Cox – January 2011

Enrollment at Kaua'i Community College has grown an average of 11% each fall since 2008. This great news presents challenges as the College provides classes and support services for more students with reduced budgets. \$271,227 of ARRA funding has helped to offset budget cuts; however, when these funds expire it will be difficult to accommodate the higher enrollments appropriately.

The College strongly supports the Hawai'i Graduation Initiative. To achieve its graduation outcomes, the College has increased financial aid outreach to students and parents; begun mandatory advising for new, probationary and basic skills students; added peer tutors in math, science and English; adopted an Early Alert System for struggling students, and created a College Success Center to help underprepared students. Native Hawaiians accounted for 28.9% of fall 2010 enrollment, and the percentage of eligible Native Hawaiian students who receive Pell Grants climbed from 73 to 81% in the last year. Tutored Native Hawaiian students had an 83% success rate in gatekeeper courses compared to those non-tutored at 54%.

To increase access and success, the College partnered with K-12 and the National Tropical Botanical Garden on a Science Teacher Enrichment Program to develop STEM curriculum, and began the Wai'ale'ale Program providing financial assistance and wrap-around services to financially constrained students. These and other interventions, as well as dedicated faculty and staff, led to a growth in overall enrollment, Native Hawaiian enrollment, degrees and certificates of achievement awarded, and the number of transfers to UH 4-year institutions.

Kaua'i Community College has requested additional funds from the legislature in three areas: Facilities Engineering Technology (FENG), Plant Bioscience Technology, and Automotive Technology. To meet the demands for jobs in green building and alternative energy systems, Kauai CC's growing FENG program needs an additional faculty member, professional development and equipment. The Kauai County Jobs Report predicts strong jobs growth in this area, and Kauai's new energy standards will require retraining of the current workforce.

The addition of a fulltime faculty member will enable the Plant Bioscience Technology Program to prepare students for jobs in horticulture, agriculture, pest management, propagation/micro-propagation techniques and crop improvement. Employers as diverse as Pioneer, Syngenta, the County of Kaua'i, National Tropical Botanical Garden and Hawai'i Bioenergy expect to hire.

The College's Automotive Technology Program is working towards the National Automotive Technicians Education Foundation (NATEF) certification in order to improve, expand and modernize. The program has doubled in enrollment since 2008 but has insufficient budget for equipment replacement and support staff to properly operate at NATEF standards.

Kaua'i Community College provides access and success for students, prepares the workforce for today and tomorrow and assists the County to create an economically, socially and environmentally sustainable future. I sincerely thank the Legislature for your support in helping us lead effectively and wisely.

Mission Statement

Hawai'i Revised Statutes 304A-102 states:

The purposes of the university are to give thorough instruction and conduct research in, and disseminate knowledge of, agriculture, mechanic arts, mathematical, physical, natural, economic, political, and social sciences, languages, literature, history, philosophy, and such other branches of advanced learning as the board of regents from time to time may prescribe and to give such military instruction as the board of regents may prescribe and that the federal government requires.

University of Hawai'i Board of Regents Policy states:

The primary mission of the University of Hawai'i system is to provide environments in which faculty and students can discover, examine critically, preserve and transmit the knowledge, wisdom, and values that will help ensure the survival of the present and future generations with improvement in the quality of life.

The UH System Strategic Plan approved by the Board of Regents in 2002 provides a fuller description as follows:

The common purpose of the University of Hawai'i System of institutions is to serve the public by creating, preserving, and transmitting knowledge in a multi-cultural environment. The University is positioned to take advantage of Hawai'i's unique location, physical and biological environment, and rich cultural setting. At all levels in the academy, students and teachers engage in the mastery and discovery of knowledge to advance the values and goals of a democratic society and ensure the survival of present and future generations with improvement in the quality of life. Functioning as a system, the purposes of the University of Hawai'i are to:

- Provide all qualified people in Hawai'i with equal opportunity for high quality college and university education and training.

- Provide a variety of entry points into a comprehensive set of postsecondary educational offerings, allowing flexibility for students to move within the system to meet individual educational and professional goals.

- Advance missions that promote distinctive pathways to excellence, differentially emphasizing instruction, research, and service while fostering a cohesive response to state needs and participation in the global community.

As the only public higher education institution in Hawai'i, the UH System bears a special responsibility to prepare a highly educated citizenry. In addition, the System supports the creation of quality jobs and the preparation of an educated workforce to fill them. Building on a strong liberal arts foundation, the UH System prepares the full array of workers from technicians, physicians, and scientists to artists, teachers, and marketing specialists—who are needed in a technologically advanced and culturally diverse island state.

Operating Budget General Funds, FYs 2010-2011

DESCRIPTION	BIENNIUM	
	FY 2009-10	FY 2010-11
Prior Year General Fund Appropriations	\$728,299,688	\$728,299,688
Less: Non-recurring Funds	(2,623,742)	(2,623,742)
Collective Bargaining	10,703,171	10,703,171
Pass Through Funds Adjustments	4,360,124	11,434,420
Continuing Funding, Current Year	740,739,241	747,813,537
Legislative Appropriations Operating Funds	(45,971,080)	(107,875,009)
Pass Through Funds Adjustments*	(272,176,956)	(279,251,252)
Governor's Restrictions	(52,086,738)	
Total	370,504,467	**360,687,276

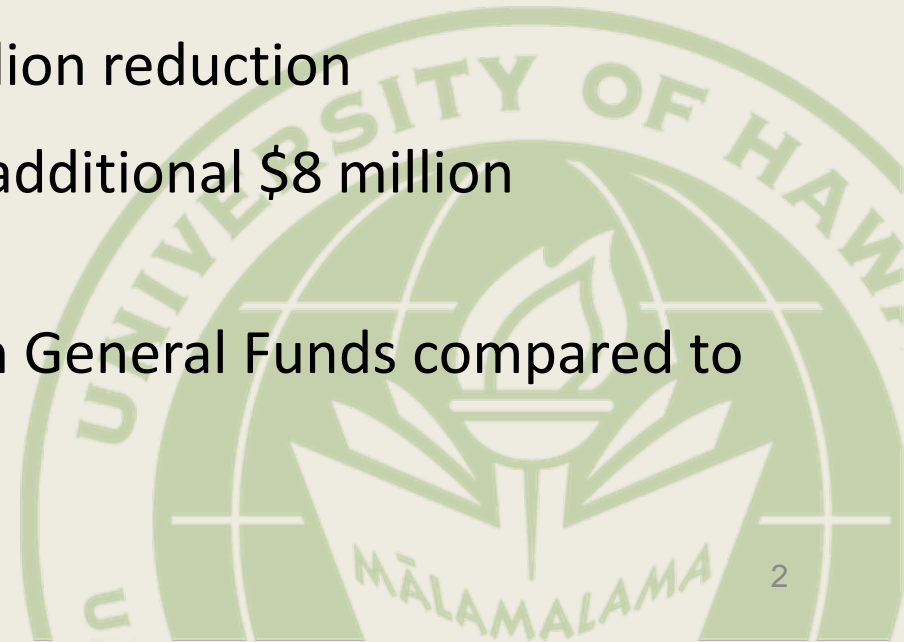
Prepared by UH Budget Office

•For FB 2009-2011 the Legislature transferred the budget for the pass through funds (health premiums, retirement benefits and debt service costs) to the State Department of Budget & Finance.

** Represents a 23% decrease in general funding, excluding pass through funds, from FY 2008-09 levels.

State General Fund Appropriations

- FY 2010
 - State appropriation reduced by \$46 million
 - Governor restricted additional \$52 million
 - 21% decrease to our general funds
- FY 2011
 - Executive Budget -- \$100 million reduction
 - Legislature appropriated an additional \$8 million reduction
 - More than a 23% decrease in General Funds compared to FY 2009



University of Hawaii: FY 2009-10 and FY 2010-11

LEGISLATIVE REDUCTIONS


MAJOR UNIT	FY 2009-10 Amount	FY 2010-11 Amount
General Funds		
UH Manoa	(\$34.2 mil)	(\$34.2 mil)
UH Hilo	(2.6 mil)	(2.6 mil)
UH West Oahu	(0.4 mil)	(0.4 mil)
Community Colleges	(6.9 mil)	(6.9 mil)
UH System	(1.9 mil)	(1.9 mil)
TOTAL	(\$46.0 mil)	(\$46.0 mil)

GOVERNOR'S RESTRICTION

MAJOR UNIT	FY 2009-10 Amount	FY 2010-11 Amount
General Funds		
UH Manoa	(\$29.4 mil)	(\$30.0 mil)
UH Hilo	(4.1 mil)	(4.5 mil)
UH West Oahu	(0.8 mil)	(0.8 mil)
Community Colleges	(14.1 mil)	(15.0 mil)
UH System	(3.6 mil)	(3.6 mil)
Aquaria/SBDC	(0.1 mil)	(0.1 mil)
TOTAL	(\$52.1 mil)	(\$54.0 mil)

Budget Reduction Approach System-wide

	FY2009-10	FY2010-11
General Fund Reductions		
Legislative Reductions	(\$46) M	(\$108) M
Governor's Restriction	<u>(52) M</u>	<u> </u>
Total (23% Reduction in General Funds)	(\$98) M	(\$108) M
Planned Offsets/Savings:		
Federal Stabilization Funds	\$22 M	\$22 M
Executive Salary Reductions	2 M	2 M
Faculty Payroll Lag	12 M	0 M
Salary Reductions	22 M	22 M
Other operational savings, tuition revenue, non-general funds, program reductions	<u>40 M</u>	<u>62 M</u>
Total	\$98 M	\$108 M




Internal Context

- All-time high in enrollment exceeding 60,000 students in Fall 2010
- Executive, faculty & staff wage cuts (no loss of instructional days)
- Reduction in lecturers and other temporary staff
- Reduction in classes and support services
- Campuses closed during breaks



Other Important Factors

- American Recovery and Reinvestment Act (ARRA) Funds end after FY 2011
- Salaries of UHPA members to be reinstated after FY 2011; other salaries yet to be determined
- Currently in fifth year of a six year schedule of tuition increases; last year of scheduled increases will be the first year of the biennium; subsequent tuition yet to be determined



Budget Reduction Approach - by Program ID

FY2009-10

	Manoa (UOH 100, 881)	Hilo (UOH 210, 220)	West Oahu (UOH 700)	Comm Coll (UOH 800)	System (UOH 900)	Total
General Fund Reductions						
Legislative Reductions	(34.2)	(2.6)	(0.4)	(6.9)	(1.9)	(\$46) M
Governor's Restiction	(29.4)	(4.1)	(0.8)	(14.1)	(3.6)	(52) M
Total (21% Reduction in General Funds)	(63.6)	(6.7)	(1.2)	(21.0)	(5.5)	(98) M
Planned Offsets/Savings:						
Federal Stabilization Funds	14.7	0.3		7.0		22 M
Executive Salary Reductions	1.0	0.2	0.1	0.4	0.3	2 M
Faculty Payroll Lag	7.8	0.8	0.3	3.1		12 M
Salary Reductions (5%)	13.2	1.8	0.2	5.5	1.3	22 M
Other operational savings, tuition revenue, non-general funds, program reductions	26.9	3.6	0.6	5.0	3.9	40 M
	63.6	6.7	1.2	21.0	5.5	\$98 M

Budget Reduction Approach - by Program ID

	FY2010-11					
	Manoa (UOH 100, 881)	Hilo (UOH 210, 220)	West Oahu (UOH 700)	Comm Coll (UOH 800)	System (UOH 900)	Total
General Fund Reductions						
Legislative Reductions	(69.4)	(7.8)	(1.3)	(23.7)	(5.7)	(\$107.9) M
Governor's Restriction						M
Total (21% Reduction in General Funds)	(69.4)	(7.8)	(1.3)	(23.7)	(5.7)	(\$107.9) M
Planned Offsets/Savings:						
Federal Stabilization Funds	14.7	0.3		7.0		22.0 M
Executive Salary Reductions	1.0	0.2	0.1	0.4	0.3	2.0 M
Faculty Payroll Lag						0.0 M
Salary Reductions (5%)	13.2	1.8	0.2	5.5	1.3	22.0 M
Other operational savings, tuition revenue, non-general funds, program reductions	40.5	5.5	1.0	10.8	4.1	61.9 M
	69.4	7.8	1.3	23.7	5.7	\$107.9 M

Impact of Furlough and Reduction in Force

As indicated previously, the University's general fund appropriations were reduced by approximately \$98 million in FY10 and \$108 million in FY11. Rather than furloughs, as implemented by the rest of the state, UH negotiated pay reductions coupled with paid leave during non-instructional periods (Thanksgiving, Christmas and Spring breaks). This allowed UH to achieve a similar financial effect to furloughs, without reducing instructional days. As reflected previously, in addition to salary reductions, ARRA funding and the elimination of faculty payroll lags also helped to deal with the general fund reductions. However, a significant amount of the reduction remains, which is being addressed by each campus as follows.

University of Hawai'i at Mānoa – UOH 100 and UOH 881

UH Mānoa last semester enrolled 20,337 students – a diverse group representing 50 states and about 100 nations, and the largest concentration of students on any campus in Hawai'i.

UH Manoa's total budget cut was \$69.4M in FY 11 (a 28% reduction in general funds). Of this amount, \$14.7M was addressed by Federal Stabilization Funds and \$14.2M in temporary employee salary reductions. To address the remaining \$40.5M in budgetary reductions for our campus, UH Mānoa focused on developing a prioritization process which would support our core academic and research mission. We initiated improved infrastructure and efficiencies to strategically use our limited resources more effectively and redirected approximately \$10M in new tuition revenues to meet the remaining budget shortfall.

Maintaining priorities. In order to retain focus on achieving our performance outcomes, we imposed smaller cuts for our core teaching units in Arts & Sciences while eliminating under-enrolled certificate programs and majors. In addition, we protected funding for a limited number of campus priorities (our newly created School of Hawaiian Knowledge, repairs & maintenance, and Campus Security).

Implementing cost-saving efficiencies. The campus restricted the filling of positions, reduced the number of lecturers by over 300 hundred positions; reduced other temporary staff, as well as increased class size. We cancelled several hundred lightly enrolled classes, and moved existing faculty to more key gateway courses. We have identified and continue to monitor high-demand courses and continue to shift teaching personnel to meet changing demands. In addition, campus units have reviewed their mission and vision statements and outlined objectives with assessment to ensure ongoing and continual feedback on operations.

Additional administrative savings were achieved by consolidating the Academy for Creative Media into the College of Arts & Humanities, Industrial Relations Center into Library Services, Population Studies into the Office of Public Health, enrollment management into

the Office of the Vice Chancellor for Students, the Conference Center into Auxiliary Enterprises, and the Office of Environmental Health and Safety under the Office of the Vice Chancellor for Research and Graduate Education. The campus Duplicating Services office was eliminated. Separate mid-year commencement ceremonies for undergraduate and advanced degree recipients were combined into a single ceremony. More detailed information about these and other cost-saving efficiencies can be found on the Prioritization website:

<http://www.manoa.hawaii.edu/ovcafo/newprocess/prioritization.html>

Accomplishing Energy savings. We continue to aggressively expand our energy conservation efforts. Mānoa has reduced its energy usage by 20% and is on track to meet the goal of reducing campus energy use by 50% by 2015. Investment in major infrastructure improvements, such as updating the campus chilled water loop system and replacing old, inefficient chillers with highly efficient state-of-the-art magnetic bearing systems has resulted in substantial energy savings. It is also important to note that the entire campus supported our Mānoa Green Days initiative under which we successfully closed 20 of our campus buildings during the winter holidays - saving over 177,000 kilowatt hours of electricity: <http://www.manoa.hawaii.edu/facilities/mgd>

Academic initiatives. We are strengthening our partnership with UH community colleges to encourage their students to transition to a four-year campus through improved articulation and recruitment efforts. We've also implemented new initiatives on reverse transfer (enabling students to receive associate degrees while attending UH Mānoa) and automatic admission (granting admission to students with UH associate degrees).

With existing resources, we established offices for Mānoa Assessment and Institutional Research – they provide valuable statistics to help us understand the strengths and weaknesses of our efforts to promote student learning and attract more students, and research information on our peer institutions.

Educating students. UH Mānoa has maintained student enrollment at the 20,000-plus level, in part due to improved student recruitment efforts and implementing easier on-line applications. Marketing has increased through television commercials developed and produced by our own ACM alumni and featuring UHM faculty, staff, and students: <http://manoa.hawaii.edu/about/multimedia/>

We seek to improve educational access and success of underrepresented populations - Native Hawaiian, Filipino and Pacific Islander – through increased financial aid, outreach programs such as the College Opportunities Program - <http://www.hawaii.edu/cop/>, and other initiatives.

We advance workforce development in critically needed areas through a number of ways: for example, the College of Engineering encourages STEM studies in its outreach to public schools - <http://www.eng.hawaii.edu/prospective-students/college-events/events-for-middle-and-high-school-students/>;

the School of Nursing and Dental Hygiene leads the State Consortium on Nursing - <http://www.nursing.hawaii.edu/>;
and the John A. Burns School of Medicine encourages economically disadvantaged students through its Imi Hoola program - <http://jabsom.hawaii.edu/JABSOM/departments/intro.php?departmentid=64>

Optimizing facility use. Tapping campus expertise in architecture, engineering, environmental management and other areas, the Design Advisory Panel and the Campus Facilities Planning Board were formed to provide input and advice to ensure optimal use of campus space in line with the University's Long Range Development Plan. A process has been established for new buildings and major renovations to be reviewed and approved by the Campus Facilities Planning Board to ensure proper energy efficiencies and sustainable features are maximized. This will help to ensure that operational costs are manageable.

Under the direction of our Campus Planning Office and Center for Smart Building and Community Design, our graduate students launched a building information management platform which provides real time information on operations, occupancies, costs, and energy usage of campus facilities. This database will also provide us valuable quantitative information in the development of our indirect cost recovery proposal.

Leading sustainability. We launched our campus sustainability website, Malama Honua - <http://manoa.hawaii.edu/chancellor/sustainability/index.html> and established regular meetings of the UH Mānoa Sustainability Corps. These two programs work as central repositories of best-practice information and provide the campus community with opportunities for engagement around issues of campus and environmental sustainability. Having a central site and forum for on-going dialogue has improved sustainability efforts by forging mutual endeavors between campus and community groups, increasing efficiency and results.

Serving as an economic engine. UH Mānoa's research enterprise has brought in more than \$227M for the first six months of this fiscal year. Despite difficult economic times, both at the Federal and State levels, this is an increase of about 4% over last year at this time and contributes directly towards advancing the state's economy through innovation, technologies, and job creation.

UH Mānoa is a major generator of educated citizens, new knowledge, and a work force resource for the state – every state dollar invested in UH Mānoa creates \$5.34 in expenditures: http://www.manoa.hawaii.edu/about/facts/files/UHM_impact_2007.pdf

University of Hawai'i at Hilo – UOH 210 and UOH 220

UH Hilo's total budget cut was \$7.8M for FY11. Of this amount, \$300K was addressed by Federal Stabilization funds and \$2M in temporary employee salary reductions. The remaining \$5.5M in reductions was addressed by deferring the filling of both instructional

and non-instructional positions, reducing funding allocations (except for health and safety areas) and utilizing increased tuition revenues.

UH Hilo has taken many steps to ameliorate the negative impact of the furlough reductions on our students and academic programs. Despite these steps, there has been an impact on our operations. In general, our academic programs continue to offer students courses they need to fulfill degree requirements, however, some of the course offerings are being offered less frequently, and this will not be sustainable in the long run without increasing time to degree for our students. Support services which are critical to student academic success also have been curtailed. Academic programs in the sciences are especially a concern, where sharply rising student demand has increased costs for laboratory instructors and supplies.

To strive to provide high quality education to an increasing number of students, UH Hilo has taken the following actions:

- Our Long Range Budget Planning Committee has encouraged innovative budget efficiencies ranging from updating light fixtures to reducing energy consumption and consolidating service agreements. For example, we recently equipped a residence hall cafeteria to also serve as a large-capacity classroom during certain hours of the day. Similarly, we merged all of our various academic support services into one center and consolidated existing medical and counseling services into one unit to reduce overhead.
- Our Enrollment Management Implementation Team (EMIT) led efforts to offer fewer classes to more students in Falls of 2009 and 2010, with a higher seat fill-rate. We also generated more student semester hours. EMIT monitors and manages recruitment, admissions and registration efforts to generate incremental, manageable enrollment increases so that we can balance the University budget with tuition revenue.
- Many position vacancies, both instructional and non-instructional, have not been filled across the campus.
- Priorities of expenditures have taken place within units in order to best achieve departmental goals.

Impacts to UH Hilo and our students are described below:

- Enrollment and the number of students applying for financial aid, on-campus student housing and admission has increased. However, the additional tuition generated from increased enrollment has been used to offset some of the reductions imposed on the campus. UH Hilo is unable to offer the array and # of classes that students need to keep up with this growth and unable to fill positions that are crucial in responding to the needs of our current and potential students.
- The number of student registrations is higher by 13%, creating increased demands on our dwindling student services unit to respond to the need.
- Because of our enrollment jump, most recently in the College of Pharmacy unit, the total number of courses has increased; however, our undergraduate course offerings

have decreased due to budget reductions and lack of resources to offer all needed courses despite increased student demand.

- Average class size has increased for undergraduate classes.
- The fill rate (an efficiency measure based on seats filled in a classroom) has increased to 82% which shows we are being highly efficient in how we schedule and offer classes that we do offer. It would be challenging to increase fill rates any higher.
- The availability of advising appointments for students has been reduced resulting in an increase in wait time for our students for advising appointments. Advisor workloads have also increased.
- Delays in processing of business transactions.
- Significant increase in financial aid requests from students (up by 33%) increasing financial aid process wait time.
- Increase in wait time to process maintenance work orders. Decrease in amount of office and classroom cleaning because of staff shortages and decreases in maintenance and operations services to the campus.
- Increase in the # and types of complaints regarding janitorial, maintenance, and grounds operations due to short staffing and less customer service being able to be provided.
- We are delaying and/or eliminating the purchases of replacement equipment, supplies and services. Annual maintenance of instructional equipment (microscopes, spectrometers, chromatograph, etc) has been suspended.
- Many vehicles have not been replaced so students are unable to fully utilize the “natural laboratory” available on the Big Island.

UH Hilo is still a growing, developing campus. Our enrollment reached an all-time high of 4,079 in Fall 2010 – a 55% increase since Fall 1997. Increases in student population generate increased demand for amenities, activities, programs and services. At UH Hilo, with a large proportion of students who are economically disadvantaged, first generation in college, and/or from underrepresented minority groups, the need for these services is great. At a time when we should be adding functions and departments to complete our campus in academic, administrative and student affairs areas, we are instead cutting back, refraining from filling needed staff/faculty positions, or deferring services that would enhance student learning and the student experience but are not necessarily critical or essential to safety, health, institutional liability, etc. If the current economic downturn continues, the quality of our instructional and student support services will be impeded, our commitment to excellence will be more difficult to maintain, and our ability to meet our performance goals may be impacted.

University of Hawai'i – West Oahu – UOH 700

- Reduction/restriction in general funds has necessitated greater reliance on tuition and fees revenue to cover personnel and operating costs

- Increased commitment of tuition and fees revenue to cover operating costs restricts the campus' ability to roll out new academic programs and campus initiatives
 - Restricts ability to hire full-time faculty
 - Constrains course offerings

- Campus units have been required to restrict spending
 - Restricts ability to hire faculty and support staff
 - Impacts level of support services available to students, faculty
 - Reduces marketing allocation
 - Restricts ability to secure additional temporary facilities to service enrollment growth
 - Restricts purchase and replacement of classroom and support furnishing and equipment to service campus needs
 - Restricts travel for professional development which impacts faculty tenure and staff development

- Hiring
 - Filling retired faculty position with lecturers to meet instructional requirements
 - Increasing course loads of faculty and lecturers to teach more courses and course sections

- Alternatives to Delivering Campus Priorities
 - Doubling up on office space and utilizing conference rooms/faculty lounge as classrooms
 - Increasing on-line (in-class and online offerings)
 - Cancelling low enrolled elective courses that do not impact specific degree requirements
 - Cross-registering students with Leeward Community College in general education courses

University of Hawai'i Community Colleges – UOH 800

As indicated previously, the pay reductions implemented by the University only partially offset the total budget reductions. At the community colleges, ARRA educational stabilization funding has been critical in coping with unprecedented enrollment growth (35.4% over Fall 2006). However, salary reductions and ARRA funding did not cover the reduction in general fund appropriations. In meeting the remaining mandated general fund budget reductions, strategic planning and established strategic outcomes continued to guide the execution of the budget. This process sought to protect strategic areas of concern such as Native Hawaiian student success, remedial/developmental education, and various workforce shortage areas identified in the strategic outcomes. A painstaking and meticulous prioritization process allowed Community College campuses to sustain course offerings while providing continued support of outcome driven initiatives such as the Hawaii Graduation Initiative.

To meet the remaining budget reduction, the following cost-saving efficiencies were implemented:

1. Reduced funding allocations for programs such as the Construction Academy.
2. Filling of vacant positions were limited to mission critical areas.
 - a) Civil service positions could not be filled due to the Governor's freeze.
 - b) Deferred the filling of non-instructional positions.
 - c) Kept certain faculty positions vacant and hired lecturers to address record enrollment increases.
3. Targeted reductions in areas that would not directly impact achievement of strategic plan goals and key outcome measures.
4. Partially offset reductions using increased tuition revenues due to enrollment growth.

University of Hawai'i Systemwide Programs – UOH 900

The Systemwide programs support all 10 campuses in areas of Academic Planning, Academic Policy, Financial Management Services, Internal Audit, Legal Affairs, Risk Management, Capital Improvement Projects, and Information Technology Services. Support is provided to the campuses in these areas in instances of litigation, audits, facilities management, new capital projects, facilitating faculty across campuses in academics, Board of Regents meetings, technology support and infrastructure, and fiscal matters. The impact to program ID UOH900 of the reduction in general fund appropriations has been significant. In order to meet the Systemwide support units' reduced budget, the System has had to reduce the operating budget for each program area, freeze vacant positions and delay hiring of other positions to realize salary savings, and utilize other sources of funds to supplement the general fund shortage. The reduction has also impacted support for the Western Interstate Commission for Higher Education which enables Hawai'i students to enroll in selected professional programs in other member states when such programs are not available in Hawai'i. The reductions impact the level of service we are able to provide other University departments and campuses and the public, and ultimately impact students.

University of Hawaii
Department-wide Budget Summary

Table 1

Fiscal Year (FY) 2011				
Act 180/10 Appropriation (a)	Restriction (b)	Emergency Appropriation (c)	Total FY11 (d)	MOF
\$ 360,687,276	\$ -	\$ -	\$ 360,687,276	A
\$ 363,091,863	\$ -	\$ -	\$ 363,091,863	B
\$ 10,750,227	\$ -	\$ -	\$ 10,750,227	N
\$ -	\$ -	\$ -	\$ -	T
\$ -	\$ -	\$ -	\$ -	U
\$ 22,000,000	\$ -	\$ -	\$ 22,000,000	V
\$ 106,549,953	\$ -	\$ -	\$ 106,549,953	W
			\$ -	X
\$ 863,079,319	\$ -	\$ -	\$ 863,079,319	Total
Fiscal Year (FY) 2012				
Act 180/10 Appropriation (a)	Reductions (b)	Additions (c)	Total FY12 (d)	MOF
360,687,276	-	41,119,982	401,807,258	A
363,091,863	(485,000)	21,537,016	384,143,879	B
10,750,227	-	663,186	11,413,413	N
-	-	-	-	T
-	-	-	-	U
22,000,000	(22,000,000)	-	-	V
106,549,953	(500,000)	343,983	106,393,936	W
			-	X
863,079,319	(22,985,000)	63,664,167	903,758,486	Total
Fiscal Year (FY) 2013				
Act 180/10 Appropriation (a)	Reductions (b)	Additions (c)	Total FY13 (d)	MOF
360,687,276	-	41,119,982	401,807,258	A
363,091,863	(485,000)	34,009,876	396,616,739	B
10,750,227	-	902,193	11,652,420	N
-	-	-	-	T
-	-	-	-	U
22,000,000	(22,000,000)	-	-	V
106,549,953	(500,000)	379,407	106,429,360	W
			-	X
863,079,319	(22,985,000)	76,411,458	916,505,777	Total

University of Hawaii - Manoa
Priority List of Functions

Table 2

Pri #	Description of Function	Activities	Prog ID(s)	Statutory Reference
	Instructional support	Instruction - To provide individuals with the opportunity to achieve higher levels of intellectual, personal, social and vocational competency by providing occupational, general academic and professional education and training leading to degrees at all levels.	UOH 100	HRS 304
	Research support	Research - To create new basic knowledge, develop solutions to technical and social problems, improve the quality of faculty, contribute to the quality of undergraduate and graduate programs and strengthen the states high technology economic base by undertaking sponsored basic and research projects.	UOH 100	HRS 304
	Public service	Public Service - To improve the quality of life and provide direct assistance to individuals, businesses, special interest groups, communities by making available a variety of instructional, cultural, recreational, vocational problem solving, outreach and general information services in which the campus has special competence.	UOH 100	HRS 304
	Academic support	Academic Support - To assist and facilitate in a direct supportive way the academic, research and public service functions of the campus, provide executive management, fiscal, human resources and other support services.	UOH 100	HRS 304

University of Hawaii - Manoa
 Priority List of Functions

Table 2

Pri #	Description of Function	Activities	Prog ID(s)	Statutory Reference
	Student support	Student Services - To support, enrich and broaden the student experience while enrolled at the campus by making available services and activities which support and supplement the academic and research programs, including housing, admissions, financial aid, extracurricular activities and other services.	UOH 100	HRS 304
	Institutional support	Institutional Support - To facilitate the operations of the campus as an organization by providing campus-wide logistical, security, technical support, maintenance and other supporting services.	UOH 100	HRS 304

University of Hawaii - Hilo
Priority List of Functions

Table 2

Pri #	Description of Function	Activities	Prog ID(s)	Statutory Reference
	<p>The purposes of the university are to give thorough instruction and conduct research in, and disseminate knowledge of, agriculture, mechanic arts, mathematical, physical, natural, economic, political, and social sciences, languages, literature, history, philosophy, and such other branches of advanced learning as the board of regents from time to time may prescribe and to give such military instruction as the board of regents may prescribe and that the federal government requires. The standard of instruction shall be equal to that given and required in similar universities on the mainland United States. Upon the successful completion of prescribed courses, the board of regents may confer a corresponding degree upon every student who becomes entitled thereto. [L 2006, c 75, pt of §2]</p>		UOH 210	304A-102, HRS
		Instruction	UOH 211	
		Provide instruction to degree seeking individuals in both undergraduate and graduate programs.		
		Public Service	UOH 213	
		Provide services to external groups. This includes community service and non-credit course offerings.		
		Academic Support	UOH 214	
		Provide support service for the instructional, research and public service activities. Provide direct academic assistance such as library services, media services, academic computing and academic administration.		

University of Hawaii - Hilo
Priority List of Functions

Table 2

Pri #	<u>Description of Function</u>	<u>Activities</u>	<u>Prog ID(s)</u>	<u>Statutory Reference</u>
		Student Services	UOH 215	
		Provide for students' emotional and physical well being and to their intellectual, cultural and social development outside of formal instruction. Services include social and cultural development, counseling and career guidance, financial aid administration, admissions & records, health services and intercollegiate athletic opportunities.		
		Institutional Support	UOH 216	
		Provide operational support for the day to day functioning of the institution. Services include executive management, fiscal operations, general administration and logistical support, public relations, public safety, emergency preparedness, operations and maintenance of physical plant.		

University of Hawai`i West Oah`u
Priority List of Functions

Table 2

Pri #	Description of Function	Activities	Prog ID(s)	Statutory Reference
	Instruction	Responsible for all instructional and research activities and programs.	UOH-701-SA	HRS-304A
	Academic Support	Responsible for all academic support activities and programs.	UOH-704-SD	HRS-304A
	Student Services	Responsible for all student services and student support activities and programs.	UOH-705-SE	HRS-304A
	Institutional Support	Responsible for the entire operation of the University.	UOH-706-SF	HRS-304A

University of Hawaii - Community Colleges
Priority List of Functions

Table 2

Pri #	Description of Function	Activities	Prog ID(s)	Statutory Reference
	<p>The function/purpose of the Community Colleges shall be to provide:</p> <p>(1) Two-year college transfer and general education programs;</p> <p>(2) Two- and four-year career and technical education programs;</p> <p>(3) Semiprofessional, career and technical, and continuing education programs; and</p> <p>(4) Such other education programs and services as may be appropriate to such institutions.</p>	<p>The University of Hawaii Community Colleges offer lower division general education and baccalaureate courses to prepare students for transfer to baccalaureate institutions, and career and technical education degrees and certificates to prepare students for employment or to upgrade current levels of proficiency. Developmental courses are also offered to strengthen basic skills needed by students to pursue one of the regular instructional programs. Additionally, the community colleges offer non-credit courses to meet statewide workforce training and other community needs and interests, including short-term, skills upgrading offerings, as well as cultural and performing arts programs to enrich the community.</p> <p>The University Centers on Maui, Kaua'i, and in West Hawai'i on the Island of Hawai'i provide a permanent University of Hawai'i presence in communities that otherwise lack access to programs offered elsewhere in the University of Hawai'i system through an emphasis on distance education.</p> <p>A variety of services support student success in instructional programs and provide access to the colleges. These services include library, media, computer and learning labs, academic assessment and advising, financial aid, admission services and record keeping, and special support services for disabled, minority, and second-language students.</p> <p>Administrative support services at each campus provide campus-wide executive leadership, budgetary and financial management, personnel administration, procurement and property management, facilities and grounds maintenance, security, physical facilities planning of both repairs and maintenance and capital improvement projects, and auxiliary services.</p>	<p>UOH800</p>	<p>HRS 304A-1101</p>

University of Hawaii - Aquaria
 Priority List of Functions

Table 2

Pri #	Description of Function	Activities	Prog ID(s)	Statutory Reference
	Establish and maintain the state aquarium for the general public	Act 184 (SLH 1995) designates the Waikiki Aquarium as the State Aquarium, and further provides that the objective of the UOH-881 program is to enrich the lives of people of all ages by providing public programs, education, research, and exhibits of the aquatic life of Hawaii and other regions. The Aquarium is open to the public 363 days per year and hosts over 300,000 individual visitors annually.	UOH 881	HRS 304A-1652
	Maintain educational programs for organized school groups	Last year over 28,000 school students, teachers, families with children and individuals utilized Waikiki Aquarium marine science education programs. Modest tuition fees are charged for most programs, but Aquarium admission for Hawaii school students remains free. The primary emphasis of Aquarium education programs is science literacy and conservation education.	UOH 881	HRS 304A-1652
	Performs research and exhibition to the public of aquatic life of Hawaii and other regions.	Ecology, natural history, biological diversity, and conservation are emphasized throughout the Aquarium, in exhibits and programs. Exhibit concepts, design and execution have received national awards for excellence, e.g., the AZA MACE award for conservation presented to the Waikiki Aquarium for the "Corals Are Alive" exhibition.	UOH 881	HRS 304A-1652

University of Hawaii - Systemwide Programs
Priority List of Functions

Table 2

<u>Pri #</u>	<u>Description of Function</u>	<u>Activities</u>	<u>Prog ID(s)</u>	<u>Statutory Reference</u>
	Academic Support	IT support services for instruction, research and administration	UOH/900	HRS §304A-102
	Student Services	Systemwide planning and coordination, management, and policy formulation as it relates to University Students including the oversight of the Systemwide Student caucus	UOH/900	HRS §304A-102
	Institutional Support	Institutional Support include policy formulation; Statewide planning and coordination; Statewide management, administrative, logistical and technical services of human resources, financial, legal, and academic affairs.	UOH/900	HRS §304A-102
	Career and Technical Education	To assist the State Board for Career & Technical Education in carrying out the provisions of the Carl D. Perkins Career & Technical Education Act of 2006 (Perkins IV).	UOH/900	HRS §304A-102
	State Post-Secondary Education	The management of post-secondary education programs such as the State Student Incentive Grant (SSIG) and participation in the Western Interstate Commission on Higher Education (WICHE) which provides scholarship opportunities	UOH/900	HRS §304A-102

University of Hawaii
Resources by Program ID

Table 3

Prog ID/Org	Program Title	As budgeted in Act 180/10 (FY11)			Governor's Submittal (FY12)			Governor's Submittal (FY13)			MOF
		Pos (P)	Pos (T)	\$\$\$	Pos (P)	Pos (T)	\$\$\$	Pos (P)	Pos (T)	\$\$\$	
100/AA	UH Manoa	3,619.34	54.25	\$ 195,608,949	3,619.34	54.25	\$ 220,555,137	3,619.34	54.25	\$ 220,555,137	A
210/MM	UH Hilo	514.75	7.00	\$ 28,999,710	514.75	7.00	\$ 30,114,945	514.75	7.00	\$ 30,114,945	A
220/KC	UH Small Business Dev Ctr	-	1.00	\$ 978,941	-	1.00	\$ 978,941	-	1.00	\$ 978,941	A
700/SS	UH West Oahu	93.00	1.50	\$ 5,274,565	93.00	1.50	\$ 5,694,225	93.00	1.50	\$ 5,694,225	A
800/NN	UH Community Colleges	1,831.00	54.50	\$ 103,934,143	1,831.00	54.50	\$ 109,890,704	1,831.00	54.50	\$ 109,890,704	A
881/LL	Aquaria	13.00	-	\$ 571,746	13.00	-	\$ 611,256	13.00	-	\$ 611,256	A
900/JJ	UH Systemwide Programs	403.00	-	\$ 25,319,222	403.00	-	\$ 33,962,050	403.00	-	\$ 33,962,050	A
	Total General Funds	6,474.09	118.25	\$ 360,687,276	6,474.09	118.25	\$ 401,807,258	6,474.09	118.25	\$ 401,807,258	A
100/AA	UH Manoa	291.25	2.00	\$ 232,671,138	291.25	2.00	\$ 233,358,781	291.25	2.00	\$ 241,810,284	B
210/MM	UH Hilo	95.00	-	\$ 33,768,549	95.00	-	\$ 33,378,541	95.00	-	\$ 33,426,134	B
700/SS	UH West Oahu	-	7.50	\$ 6,896,581	-	7.50	\$ 6,897,408	-	7.50	\$ 8,561,172	B
800/NN	UH Community Colleges	82.00	-	\$ 65,271,529	82.00	-	\$ 85,655,448	82.00	-	\$ 87,965,448	B
881/LL	Aquaria	7.00	-	\$ 3,117,141	7.00	-	\$ 3,117,141	7.00	-	\$ 3,117,141	B
900/JJ	UH Systemwide Programs	8.00	-	\$ 21,366,925	8.00	-	\$ 21,736,560	8.00	-	\$ 21,736,560	B
	Total Special Funds	483.25	9.50	\$ 363,091,863	483.25	9.50	\$ 384,143,879	483.25	9.50	\$ 396,616,739	B
100/AA	UH Manoa	78.06	-	\$ 5,219,912	78.06	-	\$ 5,821,702	78.06	-	\$ 5,941,206	N
210/MM	UH Hilo	-	-	\$ 367,094	-	-	\$ 394,018	-	-	\$ 394,018	N
700/SS	UH West Oahu	-	-	\$ 6,548	-	-	\$ 13,193	-	-	\$ 13,193	N
800/NN	UH Community Colleges	15.60	-	\$ 4,250,804	15.60	-	\$ 4,275,325	15.60	-	\$ 4,394,828	N
900/JJ	UH Systemwide Programs	4.00	4.00	\$ 905,869	4.00	4.00	\$ 909,175	4.00	4.00	\$ 909,175	N
	Total Federal Funds	97.66	4.00	\$ 10,750,227	97.66	4.00	\$ 11,413,413	97.66	4.00	\$ 11,652,420	N
100/AA	UH Manoa	134.25	-	\$ 76,332,227	134.25	-	\$ 76,660,172	134.25	-	\$ 76,660,172	W
210/MM	UH Hilo	8.50	-	\$ 6,269,972	8.50	-	\$ 6,271,946	8.50	-	\$ 6,271,946	W
700/SS	UH West Oahu	-	-	\$ 327,958	-	-	\$ 327,958	-	-	\$ 327,958	W
800/NN	UH Community Colleges	-	-	\$ 5,040,143	-	-	\$ 5,041,211	-	-	\$ 5,041,211	W
881/LL	Aquaria	-	-	\$ 996,499	-	-	\$ 996,499	-	-	\$ 996,499	W
900/JJ	UH Systemwide Programs	15.00	-	\$ 17,583,154	15.00	-	\$ 17,096,150	15.00	-	\$ 17,131,574	W
	Total Revolving Funds	157.75	-	\$ 106,549,953	157.75	-	\$ 106,393,936	157.75	-	\$ 106,429,360	W

University of Hawaii
Resources by Program ID

Table 3

<u>Prog ID/Org</u>	<u>Program Title</u>	<u>As budgeted in Act 180/10 (FY11)</u>			<u>Governor's Submittal (FY12)</u>			<u>Governor's Submittal (FY13)</u>			<u>MOF</u>
		<u>Pos (P)</u>	<u>Pos (T)</u>	<u>\$\$\$</u>	<u>Pos (P)</u>	<u>Pos (T)</u>	<u>\$\$\$</u>	<u>Pos (P)</u>	<u>Pos (T)</u>	<u>\$\$\$</u>	
100/AA	UH Manoa	-	-	\$ 14,740,000	-	-	\$ -	-	-	\$ -	V
210/MM	UH Hilo	-	-	\$ 300,000	-	-	\$ -	-	-	\$ -	V
800/NN	UH Community Colleges	-	-	\$ 6,960,000	-	-	\$ -	-	-	\$ -	V
	Total Education Stabilization Funds	-	-	\$ 22,000,000	-	-	\$ -	-	-	\$ -	V
	TOTAL	7,212.75	131.75	\$ 863,079,319	7,212.75	131.75	\$ 903,758,486	7,212.75	131.75	\$ 916,505,777	

University of Hawaii
Current Year (FY11) Restrictions

Table 4

<u>Prog ID</u>	<u>Restriction \$\$\$</u>	<u>Impact</u>	<u>MOF</u>
	None		

University of Hawaii
Proposed FY12 and FY13 Reductions

Table 5

<u>Description of Reduction</u>	<u>Impact of Reduction</u>	<u>Prog ID</u>	<u>Pos (P)</u> <u>FY12</u>	<u>Pos (T)</u> <u>FY12</u>	<u>\$\$\$ FY12</u>	<u>Pos (P)</u> <u>FY13</u>	<u>Pos (T)</u> <u>FY13</u>	<u>\$\$\$ FY13</u>	<u>MOE</u>	<u>Carry-over? (Y/N)</u>
Federal Stimulus Funds	None	UOH 100	-	-	\$ (14,740,000)	-	-	\$ (14,740,000)	V	N
College of Pharmacy Equipment	None	UOH 210	-	-	\$ (485,000)	-	-	\$ (485,000)	B	N
Federal Stimulus Funds	Requesting General Fund restoration of ARRA funds	UOH 210	-	-	\$ (300,000)	-	-	\$ (300,000)	V	N
Federal Stimulus Funds	Requesting General Fund restoration of ARRA funds	UOH 800	-	-	\$ (6,960,000)	-	-	\$ (6,960,000)	V	N
NSF Grant Matching Funds	None	UOH 900	-	-	\$ (500,000)	-	-	\$ (500,000)	W	N
	Total Special Funds		-	-	\$ (485,000)	-	-	\$ (485,000)	B	
	Total Revolving Funds		-	-	\$ (500,000)	-	-	\$ (500,000)	W	
	Total Federal Stimulus Funds		-	-	\$ (22,000,000)	-	-	\$ (22,000,000)	V	
	TOTAL		-	-	\$ (22,985,000)	-	-	\$ (22,985,000)		

University of Hawaii
Proposed FY12 and FY13 Additions

Table 6

Type (FE / HS/ O)	Description of Addition	Prog ID	Pos (P)	Pos (T)	\$\$\$ FY12	Pos (P)	Pos (T)	\$\$\$ FY13	MOF
			FY12	FY12		FY13	FY13		
O	Restoration of Furlough Savings	UOH 100	-	-	\$ 15,189,218	-	-	\$ 15,189,218	A
O	Restoration of Furlough Savings	UOH 100	-	-	\$ 687,643	-	-	\$ 687,643	B
O	Restoration of Furlough Savings	UOH 100	-	-	\$ 601,790	-	-	\$ 601,790	N
O	Restoration of Furlough Savings	UOH 100	-	-	\$ 327,945	-	-	\$ 327,945	W
O	Restoration of Legislative Reduction	UOH 100	-	-	\$ 14,740,000	-	-	\$ 14,740,000	A
O	Collective Bargaining Adjustments	UOH 100	-	-	\$ -	-	-	\$ 8,451,503	B
O	Collective Bargaining Adjustments	UOH 100	-	-	\$ -	-	-	\$ 119,504	N
O	Restoration of Furlough Savings	UOH 210	-	-	\$ 1,865,941	-	-	\$ 1,865,941	A
O	Restoration of Furlough Savings	UOH 210	-	-	\$ 94,992	-	-	\$ 94,992	B
O	Restoration of Furlough Savings	UOH 210	-	-	\$ 26,924	-	-	\$ 26,924	N
O	Restoration of Furlough Savings	UOH 210	-	-	\$ 1,974	-	-	\$ 1,974	W
O	Collective Bargaining Adjustments	UOH 210	-	-	\$ -	-	-	\$ 47,593	B
O	Restoration of Furlough Savings	UOH 700	-	-	\$ 489,477	-	-	\$ 489,477	A
O	Restoration of Furlough Savings	UOH 700	-	-	\$ 827	-	-	\$ 827	B
O	Restoration of Furlough Savings	UOH 700	-	-	\$ 6,645	-	-	\$ 6,645	N
O	Special Fund Expenditure Ceiling Increase	UOH 700	-	-	\$ -	-	-	\$ 1,605,840	B
O	Collective Bargaining Adjustments	UOH 700	-	-	\$ -	-	-	\$ 57,924	B
O	Restoration of Furlough Savings	UOH 800	-	-	\$ 6,875,656	-	-	\$ 6,875,656	A
O	Restoration of Furlough Savings	UOH 800	-	-	\$ 435,634	-	-	\$ 435,634	B
O	Restoration of Furlough Savings	UOH 800	-	-	\$ 24,521	-	-	\$ 24,521	N
O	Restoration of Furlough Savings	UOH 800	-	-	\$ 1,068	-	-	\$ 1,068	W
O	Restoration of Legislative Reduction	UOH 800	-	-	\$ 660,000	-	-	\$ 660,000	A
O	Collective Bargaining Adjustments	UOH 800	-	-	\$ -	-	-	\$ 119,503	N
O	Special Fund Expenditure Ceiling Increase	UOH 800	-	-	\$ 19,948,285	-	-	\$ 22,258,285	B
O	Restoration of Furlough Savings	UOH 881	-	-	\$ 39,510	-	-	\$ 39,510	A
O	Restoration of Furlough Savings	UOH 900	-	-	\$ 1,260,180	-	-	\$ 1,260,180	A
O	Restoration of Furlough Savings	UOH 900	-	-	\$ 19,635	-	-	\$ 19,635	B
O	Restoration of Furlough Savings	UOH 900	-	-	\$ 3,306	-	-	\$ 3,306	N
O	Restoration of Furlough Savings	UOH 900	-	-	\$ 12,996	-	-	\$ 12,996	W
O	Collective Bargaining Adjustments	UOH 900	-	-	\$ -	-	-	\$ 35,424	W
O	Capital Improvements Program Assessment Fund	UOH 900	-	-	\$ 350,000	-	-	\$ 350,000	B
	Total General Funds		-	-	\$ 41,119,982	-	-	\$ 41,119,982	A
	Total Special Funds		-	-	\$ 21,537,016	-	-	\$ 34,009,876	B
	Total Federal Funds		-	-	\$ 663,186	-	-	\$ 902,193	N
	Total Revolving Funds		-	-	\$ 343,983	-	-	\$ 379,407	W
	TOTAL		-	-	\$ 63,664,167	-	-	\$ 76,411,458	

Operating Budget Requests to the New Administration

Description of Addition	Prog ID	Pos (P)	Pos (T)	\$\$\$ FY12	Pos (P)	Pos (T)	\$\$\$ FY13	MOF
		FY12	FY12		FY13	FY13		
Establish UH Engineering Consortium	UOH 100	12.00	-	1,200,000	28.00	-	3,000,000	A
Health Professions Expansion	UOH 100	5.50	-	700,000	12.50	-	1,300,000	A
UH Innovations & Technology Trf Prog	UOH 100	1.00	-	600,000	1.00	-	1,320,000	A
Increase Production of Teachers	UOH 100	5.50	-	300,000	11.00	-	600,000	A
Nursing Workforce Development	UOH 100	11.00	-	840,000	23.00	-	1,800,000	A
Social Work Program Expansion	UOH 100	2.00	-	199,160	5.00	-	391,140	A
Critical Workforce Needs	UOH 210	5.00	-	247,324	7.00	-	806,437	A
Promote Economic Development	UOH 210	3.00	-	203,750	3.00	-	335,710	A
Expand Degree Programs West Hawaii	UOH 210	1.00	-	200,000	1.00	-	160,000	A
Restoration of General Funds - ARRA	UOH 210	-	-	300,000	-	-	300,000	A
SBDC Network Agriculture Outreach	UOH 220	-	-	16,297	-	-	32,594	A
Provide Access Baccalaureate Program	UOH 700	3.00	-	157,062	6.00	-	314,123	A
New & Emerging Programs	UOH 800	7.00	-	524,492	8.00	-	698,836	A
Improve Quality of CTE Programs	UOH 800	13.00	-	825,420	14.00	-	1,961,540	A
STEM Initiatives	UOH 800	5.00	-	256,420	12.00	-	616,452	A
Distance Education CTE Programs	UOH 800	5.00	-	267,944	7.00	-	461,312	A
Restoration of General Funds - ARRA	UOH 800	-	-	6,300,000	-	-	6,300,000	A
Psychiatric Disability Services	UOH 900	-	-	140,000	-	-	210,000	A
Statewide Workforce Development	UOH 900	2.00	-	184,000	4.00	-	472,000	A
Strategic Outcome Funding	UOH 900	-	-	10,000,000	-	-	20,000,000	A
Enrollment Funding	UOH 900	-	-	5,000,000	-	-	10,000,000	A
Na Pua Noeau	UOH 900	9.00	-	579,994	18.00	-	1,159,989	A
Reduce Maintenance Backlog	UOH 900	11.00	-	846,500	11.00	-	806,504	A
Office of Mauna Kea Management	UOH 900	7.00	-	1,980,120	7.00	-	1,980,120	A
UH West Oahu Enrollment Growth	UOH 900	-	-	-	9.00	-	620,000	A
Total		108.00	-	\$ 31,868,483	187.50	-	\$ 55,646,757	A

University of Hawaii - Manoa
Non-general funds (excluding Federal Funds)

Table 8

	<u>Name of Fund</u>	<u>Unencumbered Cash Balance</u>	<u>MOF</u>	<u>Statutory Reference</u>
MANOA SPECIAL FUNDS:				
A&H	Art Auxiliary Enterprise Fund (College of A&H)	104,264	B	Sect. 304A-2157, HRS
A&H	Theatre Group	100,677	B	Sect. 304A-2156, HRS
AUX SVCS	Auxiliary Services - Administration	-304,035	B	Sect. 304A-2157, HRS
AUX SVCS	Transportation Services	1,544,476	B	Sect. 304A-2157, HRS
BUDGET OFC	UH Tuition and Fees Special Fund	121,885,000	B	Sect. 304A-2153, HRS
CRCH	Hawaii Cancer Research Center Special Fund	17,643,807	B	Sect. 304A-2168, HRS
CRDG	Lab School Cafeteria	0	B	Sect. 304A-2157, HRS
CTAHR	Agricultural Diagnostic Service Center	78,900	B	Sect. 304A-2156, HRS
LAS	Laboratory Animal Service	42,692	B	Sect. 304A-2157, HRS
LAW	Law School Library Fees and Fines	-62,450	B	Sect. 304A-2155, HRS
LIB SVCS	Library Special Fund	231,043	B	Sect. 304A-2155, HRS
LLL	LLL HELP Special Account	36,536	B	Sect. 304A-2156, HRS
LLL	Special Account for College of LLL	57,242	B	Sect. 304A-2154, HRS
JABSOM	Malpractice Reserve Fund	838,429	B	Sect. 304A-2152, HRS
JABSOM	Hyperbaric Treatment Center (School of Medicine)	542,585	B	Sect. 304A-2157, HRS
JABSOM	Medical Education Special Fund	0	B	Sect. 304A-2164, HRS
NURSING	Dental Hygiene Clinic Special Fund (Nursing)	67,635	B	Sect. 304A-2157, HRS
NURSING	Center for Nursing Special Fund	461,584	B	Sect. 304A-2163, HRS
OSA	Center for Student Development (OSA)	112,539	B	Sect. 304A-2157, HRS
ENROLL MGT	Hawaii Educator Loan Fund	14,940	B	Sect. 304A-2161, HRS
OUTREACH	Outreach College Summer Session (Credit Prog)	519,809	B	Sect. 304A-2153, HRS
OUTREACH	Outreach College CCECS (Credit Program)	14,352,582	B	Sect. 304A-2153, HRS
OUTREACH	Outreach College Summer Session (Non-Credit)	-141,262	B	Sect. 304A-2156, HRS
OUTREACH	Outreach College CCECS (Non-Credit)	-913,585	B	Sect. 304A-2156, HRS
OUTREACH	Outreach College Summer Session (Acad Suppt)	-1,184,768	B	Sect. 304A-2153, HRS
AUX SVCS	Bookstore System Special Fund	1,479,750	B	Sect. 304A-2167, HRS
AUX SVCS	Faculty Housing	4,343,229	B	Sect. 304A-2167, HRS
AUX SVCS	Parking Operations	-330,513	B	Sect. 304A-2167, HRS
AUX SVCS	Food Services	636,107	B	Sect. 304A-2167, HRS
ITS	Telecommunications	2,524,186	B	Sect. 304A-2167, HRS
OSA	Campus Center Operations (OSA)	2,718,362	B	Sect. 304A-2167, HRS

University of Hawaii - Manoa
Non-general funds (excluding Federal Funds)

Table 8

	<u>Name of Fund</u>	<u>Unencumbered Cash</u> <u>Balance</u>	<u>MOF</u>	<u>Statutory Reference</u>
OSA	Student Housing (OSA)	8,826,080	B	Sect. 304A-2167, HRS
MANOA REVOLVING FUNDS:				
ATHL	Intercollegiate Athletics	-9,865,377	W	Sect. 304A-2261, HRS
AUX SVCS	Housing Assistance Revolving Fund	5,506,316	W	Sect. 304A-2258, HRS
CRDG	Lab School Summer Program	0	W	Sect. 304A-2266, HRS
CRDG	Lab School Student Activities	0	W	Sect. 304A-2257, HRS
CTAHR	Animal Research Farm, Waialeale (CTAHR)	52,854	W	Sect. 304A-2262, HRS
CTAHR	Seed Distribution Revolving Fund	45,462	W	Sect. 304A-2263, HRS
CTAHR	Real Property & Facilities Use Revolving Fund	104,826	W	Sect. 304A-2274, HRS
OFG	Real Property & Facilities Use Revolving Fund	573,116	W	Sect. 304A-2274, HRS
JABSOM	Real Property & Facilities Use Revolving Fund	85,850	W	Sect. 304A-2274, HRS
GRAD DIV	Graduate Application Revolving Fund	127,518	W	Sect. 304A-2260, HRS
LAW	Law School Application Fees	4,854	W	Sect. 304A-2260, HRS
JABSOM	Medical School Graduate Applic Revolving Fun	46,947	W	Sect. 304A-2260, HRS
ORS	Research and Training Revolving Fund	15,079,606	W	Sect. 304A-2253, HRS
OSA	Student Health Services	349,442	W	Sect. 304A-2255, HRS
OSA	Child Care Program	-252,407	W	Sect. 304A-2252, HRS
OSA	Assoc Students of the UH at Manoa (ASUH)	-74,432	W	Sect. 304A-2257, HRS
OSA	Campus Center Board	1,743,730	W	Sect. 304A-2257, HRS
OSA	Board of Publications	335,235	W	Sect. 304A-2257, HRS
OSA	Graduate Student Organization	222,250	W	Sect. 304A-2257, HRS
OSA	Broadcast Communication Authority	352,869	W	Sect. 304A-2257, HRS
OSA	Student Activity and Program Fee Board	196,719	W	Sect. 304A-2257, HRS
ENROLL MGT	Transcript and Diploma Fund	341,569	W	Sect. 304A-2256, HRS
ENROLL MGT	State Higher Education Loan Fund	824,080	W	Sect. 304A-2160, HRS
AUX SVCS	Conference Center Revolving Fund	184,242	W	Sect. 304A-2264, HRS
PRESS	UH Press Revolving Fund	313,889	W	Sect. 304A-2251, HRS
FUND BALANCES AS OF NOV 30, 2010 DO NOT REFLECT EXPENDITURES TO BE MADE FOR THE BALANCE OF THE FY				

University of Hawaii - Hilo
Non-general funds (excluding Federal Funds)

Table 8

<u>Name of Fund</u>	<u>Unencumbered Cash Balance</u>	<u>MOF</u>	<u>Statutory Reference</u>
UH Tuition and Fees Special Fund	11,739,659.62	B	Sect. 304A-2153, HRS
UH Community Service Special Fund	431,193.77	B	Sect. 304A-2156, HRS
UH Library Special Fund	18,623.11	B	Sect. 304A-2155, HRS
Revenue Undertaking Special Fund (Bond System)	2,040,682.28	B	Sect. 304A-2167, HRS
UH Auxiliary Enterprises Special Fund	255,449.38	B	Sect. 304A-2157, HRS
Student Scholarship and Assistance Special Fund	(1,963,815.00)	B	Sect. 304A-2159, HRS
Career and Technical Training Projects Revolving Fund	97,764.52	W	Sect. 304A-2268, HRS
Hawaiian Language College Revolving Fund	77,705.32	W	Sect. 304A-2270, HRS
UH Commercial Enterprises Revolving Fund	30,963.45	W	Sect. 304A-2251, HRS
Conference Center Revolving Fund	2.74	W	Sect. 304A-2272, HRS
Transcript & Diploma Revolving Fund	120,971.29	W	Sect. 304A-2256, HRS
Student Activities Revolving Fund	2,049,253.44	W	Sect. 304A-2257, HRS
Intercollegiate Athletics Revolving Fund	183,716.22	W	Sect. 304A-2261, HRS
Parking Revolving Fund	50,574.96	W	Sect. 304A-2275, HRS
Theater Revolving Fund	102,785.94	W	Sect. 304A-2271, HRS
Research and Training Revolving Fund	(1,006,237.87)	W	Sect. 304A-2253, HRS
UH Real Property and Facilities Use Revolving Fund	388,134.61	W	Sect. 304A-2274, HRS
<u>TFSF; UHRUF; Commercial Enterprises RF; Real Property and Facilities Use RF</u>			
Funds are required for various purposes (working capital, operational reserves, debt service, repair/replacement projects, etc.). Current balances do not reflect projected expenditures and encumbrances for the remainder of the fiscal year.			
<u>All Others</u>			
Uses of funds are limited by statute to expenditures for specific purposes or programs.			

<u>Name of Fund</u>	<u>Unencumbered Cash Balance</u>	<u>MOF</u>	<u>Statutory Reference</u>
Tuition & Fees SF	34,070	B	304A-2153
Tuition & Fees SF Summer	46,008	B	304A-2153
Library SF	4,629	B	304A-2155
Community Services SF	24,316	B	304A-2156
West Oahu SF	-	B	304A-2166
Transcript & Diploma RF	51,406	W	304A-2256
Student Activities RF	44,314	W	304A-2257
Commercial Enterprises	-	W	304A-2251
Lease Revenue	-	B	304A-2166

TFSS; UHRUF; Commercial Enterprises RF; Real Property and Facilities Use RF
 Funds are required for various purposes (working capital, operational reserves, debt service, repair/replacement projects, etc.). Current balances do not reflect projected expenditures and encumbrances for the remainder of the fiscal year.

All Others

Uses of funds are limited by statute to expenditures for specific purposes or programs

University of Hawaii - Community Colleges
Non-general funds (excluding Federal Funds)

Table 8

Name of Fund	Unencumbered Cash Balance	MOF	Statutory Reference
University of Hawaii Tuition and Fees Special Fund	29,080,412	B	Section 304A-2153, HRS
Community Colleges Special Fund	12,330,009	B	Section 304A-2162, HRS
University Revenue-Undertakings Fund (Dormitory)	(51,075)	B	Section 304A-2167.5, HRS
Community College Conference Center Revolving Fund	1,234,981	W	Section 304A-2273, HRS
University of Hawaii Student Activities Revolving Fund	1,323,741	W	Section 304A-2257, HRS
University of Hawaii Commercial Enterprises Revolving Fund	46,387	W	Section 304A-2251, HRS
Research and Training Revolving Fund	502,656	W	Section 304A-2253, HRS
<p>Note: Funds are required for various purposes (working capital, operational reserves, debt service, repair/replacement projects, etc.). Current balances do not reflect projected expenditures and encumbrances for the remainder of the fiscal year. Uses of funds may be limited by statute to expenditures for specific purposes or programs.</p>			

University of Hawaii - Aquaria
 Non-general funds (excluding Federal Funds)

Table 8

<u>Name of Fund</u>	<u>Unencumbered Cash Balance</u>	<u>MOF</u>	<u>Statutory Reference</u>
Waikiki Aquarium Special Fund	562,054	B	Sect. 304A-2165, HRS
Hanauma Bay Gift Shop Revolving Fund	341,345	W	Sect. 304A-2251, HRS
FUND BALANCES AS OF NOV 30, 2010 DO NOT REFLECT EXPENDITURES TO BE MADE FOR THE BALANCE OF THE FY			

University of Hawaii - Systemwide Programs
 Non-general funds (excluding Federal Funds)

Table 8

<u>Name of Fund</u>	<u>Unencumbered Cash Balance</u>	<u>MOF</u>	<u>Statutory Reference</u>
Information Technology Services Special Fund	\$ 1,100,923.38	B	304A-2154, HRS
UH Tuition & Fees Special Fund	\$ 1,622,329.95	B	304A-2153, HRS
UH Risk Management Special Fund	\$ 2,632,528.92	B	304A-2151, HRS
Revenue Undertaking Fund	\$ 4,309,762.94	B	304A-2167.5, HRS
Student Scholarship & Assistance Special Fund	\$ 3,126,334.00	B	304A-2159, HRS
Discoveries & Inventions Revolving Fund	\$ 751,966.97	W	304A-2254, HRS
UH Alumni Revolving Fund	\$ 5,966.38	W	304A-2259, HRS
Research & Training Revolving Fund	\$ 11,551,173.01	W	304A-2253, HRS
UH Commercial Enterprises Revolving Fund	\$ 783,118.17	W	304a-2251, HRS

University of Hawaii
Emergency Appropriation Requests

Table 9

<u>Prog ID</u>	<u>Description of Request</u>	<u>FTE</u>	<u>\$\$\$</u>	<u>MOF</u>
	None			

University of Hawaii
Budget Decisions

Table 10

Prog ID/Org	Description	MOF	Department Request FY12			Department Request FY13			Budget & Finance FY12			Budget & Finance FY13			Governor's Decision FY12			Governor's Decision FY13		
			Pos (P)	Pos (T)	\$\$\$	Pos (P)	Pos (T)	\$\$\$	Pos (P)	Pos (T)	\$\$\$	Pos (P)	Pos (T)	\$\$\$	Pos (P)	Pos (T)	\$\$\$	Pos (P)	Pos (T)	\$\$\$
700/SS	Special Fund Expenditure Ceiling Increase	B	-	-	\$ -	-	-	\$ 1,605,840	-	-	\$ -	-	-	\$ 1,605,840	-	-	\$ -	-	-	\$ 1,605,840
800/NN	Special Fund Expenditure Ceiling Increase	B	-	-	\$ 19,948,285	-	-	\$ 22,258,285	-	-	\$ 19,948,285	-	-	\$ 22,258,285	-	-	\$ 19,948,285	-	-	\$ 22,258,285
900/JJ	Capital Improvements Program Assessment Fund	B	-	-	\$ 350,000	-	-	\$ 350,000	-	-	\$ 350,000	-	-	\$ 350,000	-	-	\$ 350,000	-	-	\$ 350,000
	Total		-	-	\$ 20,298,285	-	-	\$ 24,214,125	-	-	\$ 20,298,285	-	-	\$ 24,214,125	-	-	\$ 20,298,285	-	-	\$ 24,214,125

University of Hawaii - Manoa
Vacancy Report

Table 11

<u>Date of Vacancy</u>	<u>Position Title</u>	<u>Position Number</u>	<u>Exempt (Y/N)</u>	<u>Budgeted Amount</u>	<u>Actual Salary Last Paid</u>	<u>MOF</u>	<u>Prog ID</u>	<u>Authority to Hire (Y/N)</u>
12/29/2000	INSTITUTIONAL SUPPORT	0081505	Y		59,028	A	UOH 100	Y
	PHYSICAL PLANT MGT	0080451	Y		47,472	A	UOH 100	Y
10/22/2001	University Security Offcr	0003575	Y	32,064	30,804	A	UOH 100	Y
4/20/2000	University Security Offcr	0039491	Y	36,516	30,804	A	UOH 100	Y
	University Security Offcr	0900320	Y	30,804	30,804	A	UOH 100	Y
12/31/2009	DIR OF FACILITIES GRNDS &	0089302	Y	117,456	117,456	A	UOH 100	Y
2/6/2010	Janitor II	0005843	Y	33,228	33,228	A	UOH 100	Y
12/1/2009	Janitor II	0012489	Y	32,856	32,856	A	UOH 100	Y
12/1/2010	Janitor II	0012903	Y	33,228	33,228	A	UOH 100	Y
12/31/2009	Janitor III	0013689	Y	35,544	35,544	A	UOH 100	Y
10/30/2010	Janitor II	0013697	Y	33,228	33,228	A	UOH 100	Y
9/1/2010	Janitor II	0021629	Y	33,228	33,228	A	UOH 100	Y
10/9/2010	Janitor II	0022946	Y	33,228	33,228	A	UOH 100	Y
4/13/2010	Janitor II	0031772	Y	32,856	32,856	A	UOH 100	Y
5/1/2010	Janitor II	0035866	Y	33,228	33,228	A	UOH 100	Y
7/2/2010	Carpet Cleaner II	0046338	Y	38,052	38,052	A	UOH 100	Y
4/30/2010	Janitor II	0900488	Y	33,228	33,228	A	UOH 100	Y
	JANITOR II	0094012F	Y		30,660	A	UOH 100	Y
	JANITOR II	0094013F	Y		30,660	A	UOH 100	Y
5/1/2009	Electrician Supervisor II	0009087	Y	58,200	58,200	A	UOH 100	Y
8/1/2009	Plumber I	0010101	Y	39,348	46,236	A	UOH 100	Y
5/1/2009	Electrician I	0014754	Y	46,236	46,236	A	UOH 100	Y
7/1/2010	Air Conditioning Mech Sup	0040660	Y	49,596	49,596	A	UOH 100	Y
7/16/2009	PHYSICAL PLANT MGT	0079056	Y	40,500	0	A	UOH 100	Y
9/16/2010	INSTITUTIONAL SUPPORT	0079261	Y	38,160	0	A	UOH 100	Y
7/26/2010	FACILITIES PLANNING & DES	0080441	Y	65,148	76,440	A	UOH 100	Y
6/20/2009	PHYSICAL PLANT MGT	0080601	Y	42,984	42,984	A	UOH 100	Y
10/1/2010	FACILITIES PLANNING & DES	0080789	Y	101,544	101,544	A	UOH 100	Y
9/1/2010	FACILITIES PLANNING & DES	0081897	Y	61,896	61,896	A	UOH 100	Y
	SPECIALIST, UHM, 11-MO	0070040	Y		0	A	UOH 100	Y

University of Hawaii - Manoa
Vacancy Report

Table 11

<u>Date of Vacancy</u>	<u>Position Title</u>	<u>Position Number</u>	<u>Exempt (Y/N)</u>	<u>Budgeted Amount</u>	<u>Actual Salary Last Paid</u>	<u>MOF</u>	<u>Prog ID</u>	<u>Authority to Hire (Y/N)</u>
10/8/2009	ASST PROF, UHM, 9-MO	0070043	Y	76,224	76,224	A	UOH 100	Y
8/10/2010	ASST PROF, UHM, 9-MO	0070283	Y		0	A	UOH 100	Y
4/1/2009	Office Assistant III	0022482	N		41,040	A	UOH 100	N
8/1/2009	INSTR & STUD SUPP	0078466	Y		38,928	A	UOH 100	Y
7/1/2010	PROFESSOR, UHM, 11-MO	0083454	Y	117,446	117,446	A	UOH 100	Y
7/1/2010	ASST PROF, UHM, 9-MO	0084635	Y	107,596	107,596	A	UOH 100	Y
8/1/2009	PROFESSOR, UHM, 9-MO	0082156	Y	112,340	112,340	A	UOH 100	Y
2/1/2010	PROFESSOR, UHM, 9-MO	0082437	Y	94,751	94,751	A	UOH 100	Y
1/1/2009	ASST PROF, UHM, 9-MO	0083436	Y	79,504	79,504	A	UOH 100	Y
1/1/2010	ASST PROF, UHM, 9-MO	0084434	Y		117,526	A	UOH 100	Y
8/1/2010	INSTRUCTOR, UHM, 9-MO	0082589	Y		48,509	A	UOH 100	Y
12/31/2009	PROFESSOR, UHM, 9-MO	0084219	Y		151,817	A	UOH 100	Y
6/1/2010	PROFESSOR, UHM, 9-MO	0082507	Y		150,199	A	UOH 100	Y
8/1/2009	ASSOC PROF, UHM 11-MO	0083199	Y		133,847	A	UOH 100	Y
11/1/2010	PROFESSOR, UHM, 9-MO	0083980	Y		165,996	A	UOH 100	Y
7/1/1999	PROFESSOR, UHM, 11-MO	0086232	Y		51,264	A	UOH 100	Y
8/1/2009	Secretary II	0011893	N		49,932	A	UOH 100	N
8/1/2010	ASST PROF, UHM, 9-MO	0083434	Y	166,500	166,500	A	UOH 100	Y
3/31/2007	PROFESSOR, UHM, 9-MO	0085100	Y		174,723	A	UOH 100	Y
8/1/2010	ASST PROF, UHM, 9-MO	0088087	Y	152,447	152,447	A	UOH 100	Y
6/1/2010	INSTR & STUD SUPP	0080472	Y		73,476	A	UOH 100	Y
7/1/2010	PROFESSOR, UHM, 11-MO	0082154	Y		125,294	A	UOH 100	Y
6/27/2009	ASST PROF, UHM, 11-MO	0082160	Y		69,000	A	UOH 100	Y
10/11/2007	ASSOC PROF, UHM 11-MO	0082174	Y		94,670	A	UOH 100	Y
9/1/2010	ASST PROF, UHM, 11-MO	0082387	Y		74,292	A	UOH 100	Y
9/20/2009	PROFESSOR, UHM, 11-MO	0084608	Y		115,797	A	UOH 100	Y
1/27/2010	Secretary II	0045864	N		29,988	A	UOH 100	N
8/1/2009	PROFESSOR, UHM, 9-MO	0085284	Y		96,641	A	UOH 100	Y
1/1/2010	ASST PROF, UHM, 9-MO	0085195	Y	63,500	63,500	A	UOH 100	Y
8/1/2010	PROFESSOR, UHM, 9-MO	0082105	Y		107,596	A	UOH 100	Y

University of Hawaii - Manoa
Vacancy Report

Table 11

<u>Date of Vacancy</u>	<u>Position Title</u>	<u>Position Number</u>	<u>Exempt (Y/N)</u>	<u>Budgeted Amount</u>	<u>Actual Salary Last Paid</u>	<u>MOF</u>	<u>Prog ID</u>	<u>Authority to Hire (Y/N)</u>
6/1/2010	PROFESSOR, UHM, 9-MO	0084407	Y		111,264	A	UOH 100	Y
6/1/2009	PROFESSOR, UHM, 9-MO	0083299	Y		107,089	A	UOH 100	Y
10/1/2008	SPECIALIST, UHM, 11-MO	0085299	Y		101,886	A	UOH 100	Y
	INFO, EVENTS & PUBLICATIO	0080665	Y		37,392	A	UOH 100	Y
10/1/2009	ASSOC DEAN ACAD AFFRS, ED	0089257	Y		114,960	A	UOH 100	Y
8/1/2010	ASST PROF, UHM, 9-MO	0082288	Y		71,142	A	UOH 100	Y
1/12/2008	ASSOC SPECIALIST, UHM, 11	0083084	Y		96,256	A	UOH 100	Y
8/6/2009	INSTRUCTOR, UHM, 9-MO	0085206	Y		56,755	A	UOH 100	Y
12/16/2009	PROFESSOR, UHM, 9-MO	0082333	Y		98,738	A	UOH 100	Y
1/1/2009	ASST SPECIALIST, UHM, 11-	0084670	Y		73,912	A	UOH 100	Y
	ASST SPECIALIST, UHM, 11-	0093552F	Y		0	A	UOH 100	Y
	ASST SPECIALIST, UHM, 11-	0093553F	Y		0	A	UOH 100	Y
	ASST PROF, UHM, 9-MO	0070164	Y		0	A	UOH 100	Y
1/15/2010	RESEARCH SUPPORT	0081111	Y		52,476	A	UOH 100	Y
5/31/2010	PROFESSOR, UHM, 9-MO	0082351	Y		126,223	A	UOH 100	Y
8/1/2000	ASST PROF, UHM, 9-MO	0082844	Y		71,625	A	UOH 100	Y
7/31/2010	ASST PROF, UHM, 9-MO	0083762	Y		82,144	A	UOH 100	Y
	RESEARCHER, 11-MO	0085315	Y		212,239	A	UOH 100	Y
	ASST PROF, UHM, 9-MO	0070163	Y		0	A	UOH 100	Y
1/16/2001	FACILITIES PLANNING & DES	0081893	Y		57,936	A	UOH 100	Y
5/31/2010	PROFESSOR, UHM, 9-MO	0084389	Y		146,083	A	UOH 100	Y
8/31/2010	ASST PROF, UHM, 9-MO	0085319	Y		91,895	A	UOH 100	Y
6/30/2009	INSTITUTIONAL SUPPORT	0077836	Y		40,500	A	UOH 100	Y
	Associate Dean, UHM	0089510	Y		0	A	UOH 100	Y
7/1/2010	INSTITUTIONAL SUPPORT	0078167	Y		39,708	A	UOH 100	Y
1/1/2010	ASST PROF, UHM, 9-MO	0082425	Y		87,352	A	UOH 100	Y
1/1/2010	ASSOC PROF, UHM, 9-MO	0083009	Y		103,576	A	UOH 100	Y
8/31/2010	PROFESSOR, UHM, 9-MO	0083251	Y		116,101	A	UOH 100	Y
8/21/2010	ASST PROF, UHM, 9-MO	0083696	Y		75,674	A	UOH 100	Y
7/31/2010	ASST PROF, UHM, 9-MO	0085357	Y		90,743	A	UOH 100	Y

University of Hawaii - Manoa
Vacancy Report

Table 11

<u>Date of Vacancy</u>	<u>Position Title</u>	<u>Position Number</u>	<u>Exempt (Y/N)</u>	<u>Budgeted Amount</u>	<u>Actual Salary Last Paid</u>	<u>MOF</u>	<u>Prog ID</u>	<u>Authority to Hire (Y/N)</u>
9/1/2010	JR SPECIALIST, UHM, 11-MO	0084195	Y		111,761	A	UOH 100	Y
11/8/2010	INSTRUCTOR, UHM, 11-MO	0082146	Y		0	A	UOH 100	Y
11/8/2010	INSTRUCTOR, UHM, 11-MO	0082344	Y		79,460	A	UOH 100	Y
10/1/2001	PROFESSOR, UHM, 11-MO	0085304	Y		140,558	A	UOH 100	Y
11/8/2010	ASST PROF, UHM, 11-MO	0086199	Y		69,750	A	UOH 100	Y
7/1/2001	GRADUATE ASSISTANT, 11-MO	0088361	Y		33,648	A	UOH 100	Y
6/15/2010	INSTITUTIONAL SUPPORT	0079197	Y		0	A	UOH 100	Y
3/25/2000	ASST PROF, MED, 11-MO	0088695	Y		110,641	A	UOH 100	Y
12/13/2007	PHYSICAL PLANT MGT	0077941	Y		40,500	A	UOH 100	Y
12/6/2008	FACILITIES PLANNING & DES	0077967	Y		73,380	A	UOH 100	Y
10/31/2009	INFORMATION TECHNOLOGY	0078233	Y		55,692	A	UOH 100	Y
6/15/2010	INSTR & STUD SUPP	0079195	Y		0	A	UOH 100	Y
6/15/2010	INFO, EVENTS & PUBLICATIO	0079213	Y		0	A	UOH 100	Y
11/18/2010	LIBRARIAN II, UHM, 11-MO	0082520	Y		0	A	UOH 100	Y
9/1/2005	PROF, MED, 11-MO	0082858	Y		249,358	A	UOH 100	Y
10/1/2010	PROF, MED, 11-MO	0085707	Y		172,050	A	UOH 100	Y
12/1/2007	ASST DEAN OF STDNT SVCS,	0089144	Y		86,208	A	UOH 100	Y
7/1/2000	INFORMATION TECHNOLOGY	0080186	Y		74,844	A	UOH 100	Y
9/16/2001	PROF, MED, 11-MO	0083077	Y		158,916	A	UOH 100	Y
4/1/2009	PROF, MED, 11-MO	0083383	Y		147,608	A	UOH 100	Y
10/14/2006	ASSOC PROF, UHM 11-MO	0082228	Y		58,220	A	UOH 100	Y
8/1/2002	ASST PROF, MED, 11-MO	0086559	Y		130,179	A	UOH 100	Y
7/1/2010	PROF, MED, 11-MO	0084058	Y		158,916	A	UOH 100	Y
7/1/2010	ASSOC PROF, MED, 11-MO	0085456	Y		157,663	A	UOH 100	Y
8/24/2010	ASSOC PROF, UHM 11-MO	0083025	Y		94,188	A	UOH 100	Y
7/7/2010	PROF, MED, 11-MO	0087235	Y		152,916	A	UOH 100	Y
12/7/2010	ASST PROF, MED, 11-MO	0082725	Y		139,272	A	UOH 100	Y
8/1/2009	RESEARCHER, 11-MO	0084861	Y		117,286	A	UOH 100	Y
	ASST PROF, MED, 11-MO	0085666	Y		130,179	A	UOH 100	Y
1/1/2000	ASSOC PROF, MED, 11-MO	0086237	Y		130,311	A	UOH 100	Y

University of Hawaii - Manoa
Vacancy Report

Table 11

<u>Date of Vacancy</u>	<u>Position Title</u>	<u>Position Number</u>	<u>Exempt (Y/N)</u>	<u>Budgeted Amount</u>	<u>Actual Salary Last Paid</u>	<u>MOF</u>	<u>Prog ID</u>	<u>Authority to Hire (Y/N)</u>
1/16/2010	PROFESSOR, UHM, 11-MO	0083391	Y	116,832	160,530	A	UOH 100	Y
3/13/2010	INFORMATION TECHNOLOGY	0078180	Y	53,532	55,692	A	UOH 100	Y
7/1/2008	ASST SPECIALIST, UHM, 11-	0082652	Y		85,702	A	UOH 100	Y
1/16/2005	PROFESSOR, UHM, 11-MO	0085823	Y		97,536	A	UOH 100	Y
	ASSOC PROF, UHM 11-MO	0070170	Y		0	A	UOH 100	Y
	ASSOC PROF, UHM 11-MO	0070171	Y		0	A	UOH 100	Y
	ASST PROF, UHM, 9-MO	0070172	Y		0	A	UOH 100	Y
	ASST PROF, UHM, 9-MO	0070174	Y		0	A	UOH 100	Y
	ACADEMIC SUPPORT	0078528	Y		0	A	UOH 100	Y
8/1/2010	ASST PROF, UHM, 9-MO	0082045	Y		84,699	A	UOH 100	Y
8/1/2009	ASST PROF, UHM, 9-MO	0082289	Y		84,692	A	UOH 100	Y
9/1/2009	ASST PROF, UHM, 9-MO	0082593	Y		84,687	A	UOH 100	Y
	ASST SPECIALIST, UHM, 11-	0082762	Y		49,296	A	UOH 100	Y
9/1/2009	ASST PROF, UHM, 9-MO	0082805	Y		76,306	A	UOH 100	Y
1/1/2010	ASST PROF, UHM, 9-MO	0083061	Y		76,300	A	UOH 100	Y
	ASST PROF, UHM, 9-MO	0084988	Y		99,091	A	UOH 100	Y
7/1/2009	ASSOC PROF, UHM 11-MO	0085384	Y		118,902	A	UOH 100	Y
8/1/2010	ASST PROF, UHM, 9-MO	0085488	Y		84,693	A	UOH 100	Y
12/16/2008	ASSOC PROF, UHM, 9-MO	0085614	Y		93,990	A	UOH 100	Y
8/16/2008	GRADUATE ASSISTANT, 9-MO	0085793	Y		26,592	A	UOH 100	Y
8/3/2008	GRADUATE ASSISTANT, 9-MO	0085798	Y		26,592	A	UOH 100	Y
	INSTRUCTOR, UHM, 9-MO	0085799	Y		66,084	A	UOH 100	Y
7/1/2009	ASSOC RESEARCHER, 11-MO	0085801	Y		114,336	A	UOH 100	Y
	INSTRUCTOR, UHM, 9-MO	0085805	Y		75,508	A	UOH 100	Y
8/1/2010	ASST PROF, UHM, 9-MO	0085824	Y		86,387	A	UOH 100	Y
8/1/2010	PROFESSOR, UHM, 9-MO	0086456	Y		107,376	A	UOH 100	Y
6/1/2009	GRADUATE ASSISTANT, 11-MO	0088854	Y		32,352	A	UOH 100	Y
5/16/2006	GRADUATE ASSISTANT, 11-MO	0088970	Y		31,116	A	UOH 100	Y
	ASST SPECIALIST, UHM, 11-	0088972	Y		0	A	UOH 100	Y
1/31/2000	Secretary II	0015052	N		49,932	A	UOH 100	N

University of Hawaii - Manoa
Vacancy Report

Table 11

<u>Date of Vacancy</u>	<u>Position Title</u>	<u>Position Number</u>	<u>Exempt (Y/N)</u>	<u>Budgeted Amount</u>	<u>Actual Salary Last Paid</u>	<u>MOF</u>	<u>Prog ID</u>	<u>Authority to Hire (Y/N)</u>
	INSTITUTIONAL SUPPORT	0081523	Y		26,292	A	UOH 100	Y
10/30/2001	Secretary I	0041558	N		40,548	A	UOH 100	N
8/1/2000	ASST PROF, UHM, 9-MO	0084196	Y		71,318	A	UOH 100	Y
8/1/2001	ASST PROF, UHM, 9-MO	0082856	Y		69,930	A	UOH 100	Y
1/2/2000	ASSOC PROF, UHM, 9-MO	0084013	Y	88,836	88,836	A	UOH 100	Y
2/13/1999	ASSOC PROF, UHM, 9-MO	0085852	Y		61,020	A	UOH 100	Y
9/29/2007	Secretary II	0021445	Y		48,012	A	UOH 100	Y
7/31/2010	ASST PROF, UHM, 9-MO	0085882	Y	73,247	73,247	A	UOH 100	Y
3/19/2010	Office Assistant IV	0017384	N		32,424	A	UOH 100	N
2/1/2010	ASST PROF, UHM, 9-MO	0083182	Y	73,770	73,770	A	UOH 100	Y
2/1/2010	ASST PROF, UHM, 9-MO	0083839	Y	92,589	92,589	A	UOH 100	Y
8/1/2009	ASST PROF, UHM, 9-MO	0082973T	Y		61,059	A	UOH 100	Y
	INSTRUCTOR, UHM, 9-MO	0082998T	Y		37,776	A	UOH 100	Y
	INSTRUCTOR, UHM, 9-MO	0083100T	Y		39,588	A	UOH 100	Y
10/4/2010	Office Assistant III	0013938	N		27,396	A	UOH 100	N
	Secretary I	0039803	N		33,780	A	UOH 100	N
	ACADEMIC SUPPORT	0079171	Y		0	A	UOH 100	Y
7/1/2001	ASST PROF, UHM, 9-MO	0082532	Y		96,017	A	UOH 100	Y
7/1/2000	PROFESSOR, UHM, 9-MO	0082586	Y		140,016	A	UOH 100	Y
8/1/2000	ASST PROF, UHM, 9-MO	0082588	Y		52,154	A	UOH 100	Y
8/1/2001	ASST PROF, UHM, 9-MO	0083595	Y		118,792	A	UOH 100	Y
8/1/2001	ASSOC PROF, UHM, 9-MO	0083992	Y		85,734	A	UOH 100	Y
8/1/2001	ASST PROF, UHM, 9-MO	0084519	Y		96,017	A	UOH 100	Y
2/1/2001	ASST PROF, UHM, 9-MO	0084567	Y		89,162	A	UOH 100	Y
	INSTRUCTOR, UHM, 9-MO	0083658	Y		0	A	UOH 100	Y
8/1/2009	ASST PROF, UHM, 9-MO	0083039T	Y		53,958	A	UOH 100	Y
8/1/2001	ASSOC PROF, UHM, 9-MO	0082619	Y		85,734	A	UOH 100	Y
8/1/2001	ASST PROF, UHM, 9-MO	0083372	Y		79,504	A	UOH 100	Y
8/1/2001	ASSOC PROF, UHM, 9-MO	0085018	Y		82,322	A	UOH 100	Y
	ASSOC DEAN ACAD AFFRS, LL	0089023	Y		90,456	A	UOH 100	Y

University of Hawaii - Manoa
Vacancy Report

Table 11

<u>Date of Vacancy</u>	<u>Position Title</u>	<u>Position Number</u>	<u>Exempt (Y/N)</u>	<u>Budgeted Amount</u>	<u>Actual Salary Last Paid</u>	<u>MOF</u>	<u>Prog ID</u>	<u>Authority to Hire (Y/N)</u>
7/1/2001	ASSOC PROF, UHM, 9-MO	0084247	Y		93,470	A	UOH 100	Y
9/1/2007	ASST PROF, UHM, 9-MO	0083297	Y		57,653	A	UOH 100	Y
6/1/2008	ASST PROF, UHM, 9-MO	0084876	Y		77,281	A	UOH 100	Y
12/31/2009	PROFESSOR, UHM, 9-MO	0085019	Y		111,862	A	UOH 100	Y
8/1/2007	ASST PROF, UHM, 9-MO	0085414	Y		70,815	A	UOH 100	Y
8/1/2008	GRADUATE ASSISTANT, 9-MO	0088351	Y		31,116	A	UOH 100	Y
12/31/2008	RESEARCH SUPPORT	0080892	Y		76,344	A	UOH 100	Y
8/1/2010	PROFESSOR, UHM, 9-MO	0082051	Y		120,617	A	UOH 100	Y
7/1/2006	ASST PROF, UHM, 11-MO	0082217	Y		106,922	A	UOH 100	Y
	ASST PROF, UHM, 9-MO	0083430	Y		105,542	A	UOH 100	Y
12/31/2008	PROFESSOR, UHM, 9-MO	0083692	Y		99,733	A	UOH 100	Y
12/31/2009	ASST PROF, UHM, 9-MO	0084116	Y		84,707	A	UOH 100	Y
8/1/2006	ASST PROF, UHM, 9-MO	0084852	Y		55,926	A	UOH 100	Y
4/1/2007	ASST PROF, UHM, 9-MO	0086062	Y		58,219	A	UOH 100	Y
9/29/2008	GRADUATE ASSISTANT, 9-MO	0088183	Y		31,116	A	UOH 100	Y
8/1/2010	GRADUATE ASSISTANT, 9-MO	0088234	Y		31,116	A	UOH 100	Y
8/1/2010	GRADUATE ASSISTANT, 9-MO	0088356	Y		31,116	A	UOH 100	Y
	INFORMATION TECHNOLOGY	0079024	Y		0	A	UOH 100	Y
4/18/2008	PROFESSOR, UHM, 9-MO	0083393	Y		109,949	A	UOH 100	Y
5/7/2009	PROFESSOR, UHM, 9-MO	0083916	Y		136,762	A	UOH 100	Y
8/1/2006	GRADUATE ASSISTANT, 9-MO	0086422	Y		31,116	A	UOH 100	Y
9/1/2009	Secretary II	0012467	N		49,932	A	UOH 100	N
10/2/2008	ASST PROF, UHM, 9-MO	0083285	Y		104,595	A	UOH 100	Y
8/1/2009	ASST PROF, UHM, 9-MO	0083478	Y	72,150	72,150	A	UOH 100	Y
1/1/2010	ACADEMIC SUPPORT	0080296	Y		50,376	A	UOH 100	Y
12/31/2000	ASSOC PROF, UHM, 9-MO	0082208	Y		89,610	A	UOH 100	Y
12/31/2008	ASST SPECIALIST, UHM, 11-	0083579	Y		103,576	A	UOH 100	Y
	PROFESSOR, UHM, 11-MO	0082206	Y		139,360	A	UOH 100	Y
	ASSOC PROF, UHM, 9-MO	0082633	Y		94,783	A	UOH 100	Y
	PROFESSOR, UHM, 9-MO	0083813	Y		0	A	UOH 100	Y

University of Hawaii - Manoa
Vacancy Report

Table 11

<u>Date of Vacancy</u>	<u>Position Title</u>	<u>Position Number</u>	<u>Exempt (Y/N)</u>	<u>Budgeted Amount</u>	<u>Actual Salary Last Paid</u>	<u>MOF</u>	<u>Prog ID</u>	<u>Authority to Hire (Y/N)</u>
	PROFESSOR, UHM, 11-MO	0082434	Y		140,558	A	UOH 100	Y
7/1/2008	ASST PROF, UHM, 9-MO	0088135	Y		60,000	A	UOH 100	Y
9/1/2008	ASST PROF, UHM, 9-MO	0088993	Y		78,284	A	UOH 100	Y
2/1/2008	GRADUATE ASSISTANT, 9-MO	0084249T	Y		33,648	A	UOH 100	Y
8/1/2010	ASST PROF, UHM, 9-MO	0082779	Y	91,238	91,238	A	UOH 100	Y
		0070041	Y	0	0	A	UOH 100	Y
8/1/2008	ASST PROF, UHM, 9-MO	0082946	Y		87,728	A	UOH 100	Y
7/8/2009	Secretary II	0014362	N		39,480	A	UOH 100	N
12/31/2009	ASST PROF, UHM, 9-MO	0083484	Y	131,573	131,573	A	UOH 100	Y
6/1/2010	ASST PROF, UHM, 9-MO	0084286	Y	111,761	111,761	A	UOH 100	Y
1/1/2009	ASST PROF, UHM, 9-MO	0088169	Y	70,409	70,409	A	UOH 100	Y
8/1/2008	ASST PROF, UHM, 9-MO	0084491	Y		63,330	A	UOH 100	Y
1/27/2009	PROFESSOR, UHM, 9-MO	0084399	Y	128,241	128,241	A	UOH 100	Y
6/1/2009	ASST PROF, UHM, 9-MO	0082870	Y	103,062	103,062	A	UOH 100	Y
8/1/2010	ASSOC PROF, UHM 11-MO	0083626	Y	121,166	121,166	A	UOH 100	Y
8/1/2000	ASSOC PROF, UHM 11-MO	0084505	Y		73,242	A	UOH 100	Y
	ASST PROF, UHM, 9-MO	0084797	Y		65,711	A	UOH 100	Y
1/1/1999	INSTITUTIONAL SUPPORT	0080819T	Y		24,408	A	UOH 100	Y
81/00	ASST PROF, UHM, 9-MO	0084346	Y		75,920	A	UOH 100	Y
8/1/2009	ASST PROF, UHM, 9-MO	0085806	Y	76,573	76,573	A	UOH 100	Y
6/23/2009	ASST PROF, UHM, 9-MO	0084042	Y	92,445	92,445	A	UOH 100	Y
8/1/2010	ASST PROF, UHM, 9-MO	0085298	Y		70,184	A	UOH 100	Y
8/1/1999	ASST PROF, UHM, 9-MO	0082280	Y		76,573	A	UOH 100	Y
	INSTITUTIONAL SUPPORT	0078720	Y		71,940	A	UOH 100	Y
8/1/2010	INSTITUTIONAL SUPPORT	0081073	Y		37,728	A	UOH 100	Y
7/1/2006	RESEARCH SUPPORT	0081408	Y		69,480	A	UOH 100	Y
7/1/2006	RESEARCH SUPPORT	0081408	Y		69,480	A	UOH 100	Y
	ASSOC PROF, UHM, 9-MO	0082713	Y		0	A	UOH 100	Y
8/1/2010	ASSOC PROF, UHM, 9-MO	0083666	Y		86,167	A	UOH 100	Y
8/1/2000	ASST PROF, UHM, 9-MO	0083690	Y		72,981	A	UOH 100	Y

University of Hawaii - Manoa
Vacancy Report

Table 11

<u>Date of Vacancy</u>	<u>Position Title</u>	<u>Position Number</u>	<u>Exempt (Y/N)</u>	<u>Budgeted Amount</u>	<u>Actual Salary Last Paid</u>	<u>MOF</u>	<u>Prog ID</u>	<u>Authority to Hire (Y/N)</u>
8/1/2000	ASST PROF, UHM, 9-MO	0083690	Y		72,981	A	UOH 100	Y
8/1/2008	ASST PROF, UHM, 9-MO	0083765	Y		56,327	A	UOH 100	Y
8/1/2008	ASST PROF, UHM, 9-MO	0083765	Y		56,327	A	UOH 100	Y
12/23/2000	ASSOC RESEARCHER, 11-MO	0083843	Y		57,672	A	UOH 100	Y
6/1/2010	ASST PROF, UHM, 9-MO	0084388	Y		62,523	A	UOH 100	Y
12/31/2009	Office Assistant IV	0000797	N		42,684	A	UOH 100	N
10/1/2010	Agricultural Research Tec	0013530	N		55,524	A	UOH 100	N
10/19/2010	Secretary II	0000400	N		32,064	A	UOH 100	N
1/23/2010	Office Assistant III	0042682	N		23,748	A	UOH 100	N
12/31/2009	ASST PROF, UHM, 9-MO	0082248	Y		111,761	A	UOH 100	Y
12/31/2009	ASST PROF, UHM, 9-MO	0082248	Y		111,761	A	UOH 100	Y
8/1/2008	ASST PROF, UHM, 9-MO	0083267	Y		51,223	A	UOH 100	Y
8/1/2008	ASST PROF, UHM, 9-MO	0083267	Y		51,223	A	UOH 100	Y
8/1/2010	Agricultural Research Tec	0000436	N		42,192	A	UOH 100	N
9/7/2010	Office Assistant III	0014758	N		28,536	A	UOH 100	N
	ASSOC RESEARCHER, 11-MO	0083177	Y		0	A	UOH 100	Y
10/1/2009	ASST PROF, UHM, 9-MO	0084631	Y		116,229	A	UOH 100	Y
10/1/2009	ASST PROF, UHM, 9-MO	0084631	Y		116,229	A	UOH 100	Y
10/1/2009	ASST PROF, UHM, 9-MO	0084631	Y		116,229	A	UOH 100	Y
	ASST RESEARCHER, 11-MO	0088888	Y		0	A	UOH 100	Y
9/1/2010	ASST PROF, UHM, 9-MO	0082432	Y	85,368	85,368	A	UOH 100	Y
9/1/2010	ASST PROF, UHM, 9-MO	0082432	Y	85,368	85,368	A	UOH 100	Y
7/1/2010	RESEARCHER, 11-MO	0084120	Y		140,558	A	UOH 100	Y
12/31/2009	COUNTY EXTENSION AGENT, 1	0082687	Y		85,734	A	UOH 100	Y
5/1/2008	ASST PROF, UHM, 9-MO	0082976	Y		96,934	A	UOH 100	Y
5/1/2008	ASST PROF, UHM, 9-MO	0082976	Y		96,934	A	UOH 100	Y
12/31/2009	ASST SPECIALIST, UHM, 11-	0083320	Y		120,874	A	UOH 100	Y
12/31/2009	ASST SPECIALIST, UHM, 11-	0083320	Y		120,874	A	UOH 100	Y
12/31/2009	ASST SPECIALIST, UHM, 11-	0083320	Y		120,874	A	UOH 100	Y
10/1/2009	ASST PROF, UHM, 9-MO	0086034	Y		107,596	A	UOH 100	Y

University of Hawaii - Manoa
Vacancy Report

Table 11

<u>Date of Vacancy</u>	<u>Position Title</u>	<u>Position Number</u>	<u>Exempt (Y/N)</u>	<u>Budgeted Amount</u>	<u>Actual Salary Last Paid</u>	<u>MOF</u>	<u>Prog ID</u>	<u>Authority to Hire (Y/N)</u>
10/1/2009	ASST PROF, UHM, 9-MO	0086034	Y		107,596	A	UOH 100	Y
10/1/2010	INFO, EVENTS & PUBLICATIO	0081391	Y		54,984	A	UOH 100	Y
6/2/2008	INFO, EVENTS & PUBLICATIO	0081711	Y		74,844	A	UOH 100	Y
12/31/2009	ACADEMIC SUPPORT	0081362	Y		81,012	A	UOH 100	Y
12/31/2009	COUNTY EXTENSION AGENT, 1	0082181	Y		107,596	A	UOH 100	Y
6/1/2000	ASSOC SPECIALIST, UHM, 11	0082554	Y		62,376	A	UOH 100	Y
6/1/2000	ASSOC SPECIALIST, UHM, 11	0082554	Y		62,376	A	UOH 100	Y
9/16/2009	RESEARCHER, 11-MO	0083142	Y		107,708	A	UOH 100	Y
9/16/2009	RESEARCHER, 11-MO	0083142	Y		107,708	A	UOH 100	Y
12/30/2008	ASST PROF, UHM, 11-MO	0083515	Y		107,711	A	UOH 100	Y
12/30/2008	ASST PROF, UHM, 11-MO	0083515	Y		107,711	A	UOH 100	Y
12/31/2009	ASST PROF, UHM, 11-MO	0084067	Y		151,801	A	UOH 100	Y
12/31/2009	ASST PROF, UHM, 11-MO	0084067	Y		151,801	A	UOH 100	Y
12/31/2009	ASST PROF, UHM, 11-MO	0084067	Y		151,801	A	UOH 100	Y
12/31/2009	ASSOC RESEARCHER, 11-MO	0084500	Y		100,005	A	UOH 100	Y
12/31/2009	ASSOC RESEARCHER, 11-MO	0084500	Y		100,005	A	UOH 100	Y
10/1/2008	ASST EXTENSION AGENT, 11-	0084648	Y		85,734	A	UOH 100	Y
1/20/2010	ASST EXTENSION AGENT, 11-	0085542	Y		61,548	A	UOH 100	Y
8/21/2008	ASST PROF, UHM, 11-MO	0086275	Y		81,585	A	UOH 100	Y
8/21/2008	ASST PROF, UHM, 11-MO	0086275	Y		81,585	A	UOH 100	Y
12/31/1999	MANOA 11-MO FACULTY	0084199	Y		70,164	A	UOH 100	Y
	U ACAD AFFRS PGRM OFFCR (0089461	Y		102,672	A	UOH 100	Y
	INSTITUTIONAL SUPPORT	0079192	Y		0	A	UOH 100	Y
1/19/2001	ASST VICE CHANCELLOR, UHM	0089500	Y		103,248	A	UOH 100	Y
	INSTITUTIONAL SUPPORT	0078606	Y		0	A	UOH 100	Y
	ASST RESEARCHER, 11-MO	0085444	Y		0	A	UOH 100	Y
	DIR OF INTERNATIONAL AFFR	0089380	Y		0	A	UOH 100	Y
	Secretary III	0900455	N		0	A	UOH 100	N
9/30/2008	INSTITUTIONAL SUPPORT	0080952	Y		81,672	A	UOH 100	Y
	ACADEMIC SUPPORT	0078412	Y		0	A	UOH 100	Y

University of Hawaii - Manoa
Vacancy Report

Table 11

<u>Date of Vacancy</u>	<u>Position Title</u>	<u>Position Number</u>	<u>Exempt (Y/N)</u>	<u>Budgeted Amount</u>	<u>Actual Salary Last Paid</u>	<u>MOF</u>	<u>Prog ID</u>	<u>Authority to Hire (Y/N)</u>
11/1/2000	INFORMATION TECHNOLOGY	0081917T	Y		65,148	A	UOH 100	Y
	ACADEMIC SUPPORT	0080836	Y		51,384	A	UOH 100	Y
10/1/2001	PROFESSOR, UHM, 11-MO	0083124	Y		102,451	A	UOH 100	Y
	INSTRUCTOR, UHM, 9-MO	0082506	Y		0	A	UOH 100	Y
	PROFESSOR, UHM, 9-MO	0084961	Y		58,980	A	UOH 100	Y
7/1/2000	ASST PROF, UHM, 9-MO	0085010	Y		49,497	A	UOH 100	Y
2/1/2000	ASST PROF, UHM, 9-MO	0085247	Y		61,992	A	UOH 100	Y
2/1/2000	GRADUATE ASSISTANT, 9-MO	0088372	Y		79,504	A	UOH 100	Y
7/31/2001	Secretary I	0041019	N		43,872	A	UOH 100	N
6/30/1999	JR SPECIALIST, UHM, 11-MO	0086057	Y		55,452	A	UOH 100	Y
	FACILITIES PLANNING & DES	0081321	Y		89,436	A	UOH 100	Y
8/1/2000	INSTITUTIONAL SUPPORT	0077407	Y		85,968	A	UOH 100	Y
2/23/2009	ALLIED HEALTH & SAFETY	0080411	Y		54,528	A	UOH 100	Y
	INFORMATION TECHNOLOGY	0078915	Y		0	A	UOH 100	Y
	ASST PROF, MED, 11-MO	0085571	Y		0	A	UOH 100	Y
11/1/2000	ASST PROF, MED, 11-MO	0085763	Y		0	A	UOH 100	Y
5/1/2010	JR SPECIALIST, UHM, 11-MO	0070065	Y		46,620	A	UOH 100	Y
new	INSTITUTIONAL SUPPORT	0079242	Y		0	A	UOH 100	Y
10/18/2010	JR SPECIALIST, UHM, 11-MO	0084964	Y		47,424	A	UOH 100	Y
1/8/2010	JR SPECIALIST, UHM, 11-MO	0085059	Y	46,620	49,950	A	UOH 100	Y
2/27/2010	JR SPECIALIST, UHM, 11-MO	0085060	Y	47,424	47,424	A	UOH 100	Y
5/13/2010	JR SPECIALIST, UHM, 11-MO	0085063	Y		44,796	A	UOH 100	Y
7/1/2001	GRADUATE ASSISTANT, 11-MO	0070090	Y		34,992	A	UOH 100	Y
	GRADUATE ASSISTANT, 11-MO	0083796	Y		31,116	A	UOH 100	Y
8/1/2001	PROFESSOR, UHM, 11-MO	0088170	Y		120,617	A	UOH 100	Y
	LIBRARIAN II, UHM, 11-MO	0070099T	Y		0	A	UOH 100	Y
7/1/2007	GRADUATE ASSISTANT	98039F	Y		0	A	UOH 100	Y
7/1/2007	GRADUATE ASSISTANT	98039F	Y		0	A	UOH 100	Y
	ACADEMIC SUPPORT	0077602	Y		38,928	A	UOH 100	Y
8/1/1999	INSTRUCTOR, UHM, 9-MO	0083001T	Y		52,277	A	UOH 100	Y

University of Hawaii - Manoa
Vacancy Report

Table 11

<u>Date of Vacancy</u>	<u>Position Title</u>	<u>Position Number</u>	<u>Exempt (Y/N)</u>	<u>Budgeted Amount</u>	<u>Actual Salary Last Paid</u>	<u>MOF</u>	<u>Prog ID</u>	<u>Authority to Hire (Y/N)</u>
7/1/2007	GRADUATE ASSISTANT	98036F	Y		0	A	UOH 100	Y
7/1/2007	GRADUATE ASSISTANT	98037F	Y		0	A	UOH 100	Y
7/1/2007	GRADUATE ASSISTANT	98041F	Y		0	A	UOH 100	Y
2/23/2001	INSTR & STUD SUPP	0081919	Y		43,044	A	UOH 100	Y
	PROFESSOR, UHM, 9-MO	0088499	Y		73,968	A	UOH 100	Y
12/31/2000	Groundskeeper I	0005847	N		33,228	A	UOH 100	N
3/6/2010	Library Assistant IV	0013541	N		25,680	A	UOH 100	N
12/31/2009	Library Technician V	0014373	N		44,412	A	UOH 100	N
12/31/2008	Library Technician V	0018024	N		42,684	A	UOH 100	N
7/31/2010	Library Assistant IV	0026661	N		32,064	A	UOH 100	N
9/1/2010	LIBRARIAN III, UHM, 11-MO	0083582	Y		57,288	A	UOH 100	Y
2/1/2010	LIBRARIAN V, UHM, 11-MO	0083888	Y	45,000	103,720	A	UOH 100	Y
6/30/2009	LIBRARIAN III, UHM, 11-MO	0084661	Y		51,264	A	UOH 100	Y
7/6/2007	ASST UNIVERSITY LIBRARIAN	0089018	Y		126,096	A	UOH 100	Y
	Library Technician VII	0900354	N		42,708	A	UOH 100	N
12/31/2009	ASST RESEARCHER, 11-MO	0084330	Y		82,563	A	UOH 100	Y
6/30/1996	GRADUATE ASSISTANT, 11-MO	0086089	Y		27,660	A	UOH 100	Y
6/1/3009	GRADUATE ASSISTANT, 11-MO	0086090	Y		27,660	A	UOH 100	Y
8/1/2009	LIBRARIAN IV, UHM, 11-MO	0082184	Y		96,017	A	UOH 100	Y
4/1/2010	LIBRARIAN IV, UHM, 11-MO	0082606	Y		92,445	A	UOH 100	Y
2/27/2001	SPECIALIST, UHM, 11-MO	0084073	Y		96,017	A	UOH 100	Y
7/1/2007	ASST RESEARCHER, 11-MO	0070031	Y		0	A	UOH 100	Y
10/30/2009	ASST RESEARCHER, 11-MO	0070203	Y		0	A	UOH 100	Y
10/30/2009	ASST RESEARCHER, 11-MO	0070204	Y		0	A	UOH 100	Y
	INSTITUTIONAL SUPPORT	0081984	Y		51,804	A	UOH 100	Y
	ASSOC RESEARCHER, 11-MO	0083330	Y		114,636	A	UOH 100	Y
1/14/2009	RESEARCHER, 11-MO	0085913	Y	136,671	136,671	A	UOH 100	Y
7/1/2008	ASST RESEARCHER, 11-MO	0085917	Y		0	A	UOH 100	Y
1/1/2007	RESEARCHER, 11-MO	0086164	Y		179,885	A	UOH 100	Y
	ASST RESEARCHER, 11-MO	0098505F	Y		0	A	UOH 100	Y

University of Hawaii - Manoa
Vacancy Report

Table 11

<u>Date of Vacancy</u>	<u>Position Title</u>	<u>Position Number</u>	<u>Exempt (Y/N)</u>	<u>Budgeted Amount</u>	<u>Actual Salary Last Paid</u>	<u>MOF</u>	<u>Prog ID</u>	<u>Authority to Hire (Y/N)</u>
	RESEARCHER, 11-MO	0098506F	Y		0	A	UOH 100	Y
	INSTR & STUD SUPP	0078265	Y		36,984	A	UOH 100	Y
5/31/2010	Secretary III	0012881	N		49,956	A	UOH 100	N
7/1/2008	ACADEMIC SUPPORT	0080275	Y		69,144	A	UOH 100	Y
	JR RESEARCHER, 11-MO	0085629T	Y		0	A	UOH 100	Y
11/14/2008	INFORMATION TECHNOLOGY	0079965	Y		62,628	A	UOH 100	Y
10/15/2010	INSTITUTIONAL SUPPORT	0080182	Y		70,348	A	UOH 100	Y
4/30/2010	FACILITIES PLANNING & DES	0080738	Y	84,384	84,384	A	UOH 100	Y
11/30/2010	FACILITIES PLANNING & DES	0080904	Y		102,475	A	UOH 100	Y
12/10/2010	INSTITUTIONAL SUPPORT	0081010	Y	49,800	49,800	A	UOH 100	Y
6/30/2009	RESEARCHER, 11-MO	0082472	Y		183,970	A	UOH 100	Y
7/31/2009	SPECIALIST, UHM, 11-MO	0083609	Y		116,173	A	UOH 100	Y
12/31/2008	RESEARCHER, 11-MO	0088340	Y		140,558	A	UOH 100	Y
8/27/2009	Building Maintenance Work	0900438	N		44,544	A	UOH 100	N
9/9/2010	RESEARCH SUPPORT	0078035	Y	42,492	42,492	A	UOH 100	Y
11/7/2008	INSTITUTIONAL SUPPORT	0078796	Y		41,316	A	UOH 100	Y
	RESEARCH SUPPORT	0081584	Y		54,984	A	UOH 100	Y
7/31/2000	ASSOC PROF, UHM, 9-MO	0082954	Y		62,368	A	UOH 100	Y
	JR RESEARCHER, 11-MO	0096534	Y		0	A	UOH 100	Y
12/31/2000	Secretary II	0045616	N		38,124	A	UOH 100	N
3/1/2001	RESEARCH SUPPORT	0080397	Y		69,228	A	UOH 100	Y
	INSTITUTIONAL SUPPORT	0080978	Y		59,028	A	UOH 100	Y
	RESEARCH SUPPORT	0081437	Y		46,980	A	UOH 100	Y
	PROFESSOR, UHM, 11-MO	0082041	Y		128,563	A	UOH 100	Y
7/16/1999	MANOA 9-MO FACULTY	0082081	Y		62,376	A	UOH 100	Y
6/30/1999	MANOA 11-MO FACULTY	0082531	Y		94,188	A	UOH 100	Y
7/1/2000	ASSOC PROF, UHM 11-MO	0082569	Y		69,674	A	UOH 100	Y
	ASST SPECIALIST, UHM, 11-	0082732	Y		57,085	A	UOH 100	Y
9/1/2000	PROFESSOR, UHM, 11-MO	0082815	Y		108,471	A	UOH 100	Y
6/30/1999	ASST RESEARCHER, 11-MO	0083046	Y		76,444	A	UOH 100	Y

University of Hawaii - Manoa
Vacancy Report

Table 11

<u>Date of Vacancy</u>	<u>Position Title</u>	<u>Position Number</u>	<u>Exempt (Y/N)</u>	<u>Budgeted Amount</u>	<u>Actual Salary Last Paid</u>	<u>MOF</u>	<u>Prog ID</u>	<u>Authority to Hire (Y/N)</u>
6/30/1999	MANOA 11-MO FACULTY	0083634	Y		85,368	A	UOH 100	Y
7/1/1999	GRADUATE ASSISTANT, 11-MO	0085540	Y		28,764	A	UOH 100	Y
8/30/2000	JR SPECIALIST, UHM, 11-MO	0085567	Y		34,644	A	UOH 100	Y
	JR RESEARCHER, 11-MO	0086181	Y		0	A	UOH 100	Y
	PROFESSOR, UHM, 9-MO	0086188	Y		138,960	A	UOH 100	Y
	ASST RESEARCHER, 11-MO	0086190	Y		0	A	UOH 100	Y
7/1/1999	MANOA 11-MO FACULTY	0086193	Y		88,788	A	UOH 100	Y
9/30/2000	ASSOC RESEARCHER, 11-MO	0086206	Y		81,531	A	UOH 100	Y
	ASSOC RESEARCHER, 11-MO	0086517	Y		0	A	UOH 100	Y
	ASST SPECIALIST, UHM, 11-	0086634	Y		0	A	UOH 100	Y
	ASST RESEARCHER, 11-MO	0086656	Y		0	A	UOH 100	Y
	ASST RESEARCHER, 11-MO	0087604	Y		0	A	UOH 100	Y
5/13/2000	ASSOC RESEARCHER, 11-MO	0087605	Y		53,316	A	UOH 100	Y
	RESEARCHER, 11-MO	0088634	Y		0	A	UOH 100	Y
8/9/2000	DIR OF RESEARCH INSTITUTE	0089024	Y		129,192	A	UOH 100	Y
	PROFESSOR, UHM, 11-MO	0086162T	Y		140,558	A	UOH 100	Y
7/1/2009	INFO, EVENTS & PUBLICATIO	0080098	Y		74,844	A	UOH 100	Y
3/3/2010	INSTITUTIONAL SUPPORT	0080562	Y		45,684	A	UOH 100	Y
1/1/2009	RESEARCH SUPPORT	0080717	Y		61,404	A	UOH 100	Y
1/1/2008	ACADEMIC SUPPORT	0080803	Y		54,528	A	UOH 100	Y
4/16/2009	INSTITUTIONAL SUPPORT	0080958	Y		57,876	A	UOH 100	Y
8/1/2010	SPECIALIST, UHM, 11-MO	0082423	Y		103,576	A	UOH 100	Y
3/24/2008	INSTITUTIONAL SUPPORT	0078757	Y		0	A	UOH 100	Y
12/31/2008	RESEARCHER, 11-MO	0083293	Y		120,617	A	UOH 100	Y
1/31/2010	ASSOC RESEARCHER, 11-MO	0088185	Y		117,306	A	UOH 100	Y
1/1/2010	GRADUATE ASSISTANT, 11-MO	0088206	Y		39,360	A	UOH 100	Y
2/1/2010	GRADUATE ASSISTANT, 11-MO	0088457	Y		39,360	A	UOH 100	Y
12/1/2009	RESEARCHER, 11-MO	0086351	Y		173,983	A	UOH 100	Y
12/1/2009	RESEARCHER, 11-MO	0086351	Y		173,983	A	UOH 100	Y
10/1/2006	ASST SPECIALIST, UHM, 11-	0088473	Y		46,010	A	UOH 100	Y

University of Hawaii - Manoa
Vacancy Report

Table 11

<u>Date of Vacancy</u>	<u>Position Title</u>	<u>Position Number</u>	<u>Exempt (Y/N)</u>	<u>Budgeted Amount</u>	<u>Actual Salary Last Paid</u>	<u>MOF</u>	<u>Prog ID</u>	<u>Authority to Hire (Y/N)</u>
7/1/2010	GRADUATE ASSISTANT, 9-MO	0088594	Y		40,932	A	UOH 100	Y
6/13/2008	RESEARCH SUPPORT	0080334	Y		63,876	A	UOH 100	Y
8/1/2009	ASST PROF, UHM, 9-MO	0082291	Y		79,210	A	UOH 100	Y
8/1/2009	ASST PROF, UHM, 9-MO	0082291	Y		79,210	A	UOH 100	Y
9/1/2010	PROFESSOR, UHM, 11-MO	0082696	Y		163,909	A	UOH 100	Y
9/1/2010	PROFESSOR, UHM, 11-MO	0082696	Y		163,909	A	UOH 100	Y
1/1/2010	RESEARCHER, 11-MO	0082715	Y		120,655	A	UOH 100	Y
7/1/2009	PROFESSOR, UHM, 11-MO	0083295	Y		135,272	A	UOH 100	Y
7/1/2009	PROFESSOR, UHM, 11-MO	0083295	Y		135,272	A	UOH 100	Y
7/1/2009	PROFESSOR, UHM, 9-MO	0083482	Y		146,865	A	UOH 100	Y
7/1/2009	PROFESSOR, UHM, 9-MO	0083482	Y		146,865	A	UOH 100	Y
	RESEARCHER, 11-MO	0086081	Y		103,920	A	UOH 100	Y
12/31/2009	RESEARCHER, 11-MO	0087437	Y		160,472	A	UOH 100	Y
7/31/2010	RESEARCHER, 11-MO	0088702	Y	150,000	164,148	A	UOH 100	Y
8/1/2008	INSTITUTIONAL SUPPORT	0078733	Y		0	A	UOH 100	Y
3/1/2008	ASSOC EXTENSION AGENT, 11	0088464	Y		57,398	A	UOH 100	Y
	ASST EXTENSION AGENT, 11-	0087519T	Y		55,008	A	UOH 100	Y
11/30/2007	RESEARCH SUPPORT	0081634	Y		62,628	A	UOH 100	Y
11/21/2003	RESEARCH SUPPORT	0081754	Y		39,696	A	UOH 100	Y
9/1/2009	Secretary II	0014164	N		49,932	A	UOH 100	N
	INFO, EVENTS & PUBLICATIO	0080102	Y		57,192	A	UOH 100	Y
12/31/2009	RESEARCHER, 11-MO	0088654	Y		130,467	A	UOH 100	Y
12/31/2009	RESEARCHER, 11-MO	0088655	Y		130,629	A	UOH 100	Y
	PROFESSOR, UHM, 9-MO	0088656	Y		62,376	A	UOH 100	Y
9/1/2007	ASST PROF, UHM, 9-MO	0088660	Y		57,653	A	UOH 100	Y
12/31/2009	RESEARCHER, 11-MO	0088661	Y		130,467	A	UOH 100	Y
1/1/2008	ASSOC SPECIALIST, UHM, 11	0088663	Y		80,196	A	UOH 100	Y
1/1/2009	ASST SPECIALIST, UHM, 11-	0088665	Y		51,401	A	UOH 100	Y
	ACADEMIC SUPPORT	0078769	Y		62,628	A	UOH 100	Y
	ASSOC DEAN ACAD AFFRS, AR	0089259	Y		119,232	A	UOH 100	Y

University of Hawaii - Manoa
Vacancy Report

Table 11

<u>Date of Vacancy</u>	<u>Position Title</u>	<u>Position Number</u>	<u>Exempt (Y/N)</u>	<u>Budgeted Amount</u>	<u>Actual Salary Last Paid</u>	<u>MOF</u>	<u>Prog ID</u>	<u>Authority to Hire (Y/N)</u>
	ASSOC PROF, UHM, 9-MO	0083098	Y		68,705	A	UOH 100	Y
	PROFESSOR, UHM, 9-MO	0083236	Y		120,617	A	UOH 100	Y
6/1/2010	ASSOC PROF, UHM, 9-MO	0083429	Y		96,017	A	UOH 100	Y
	ASSOC PROF, UHM, 9-MO	0083960	Y		60,208	A	UOH 100	Y
	PROFESSOR, UHM, 9-MO	0084781	Y		75,888	A	UOH 100	Y
	ASSOC PROF, UHM, 9-MO	0085015	Y		77,238	A	UOH 100	Y
6/30/2010	GRADUATE ASSISTANT, 9-MO	0088202	Y		29,916	A	UOH 100	Y
9/6/2002	ASSOC DEAN ACAD AFFRS, SH	0089312	Y		74,112	A	UOH 100	Y
	PROFESSOR, UHM, 11-MO	0083448	Y		97,968	A	UOH 100	Y
9/30/2010	INSTR & STUD SUPP	0078488	Y		38,472	A	UOH 100	Y
7/31/2009	ASST PROF, UHM, 9-MO	0085079	Y	85,734	85,734	A	UOH 100	Y
12/31/2009	ASST PROF, UHM, 9-MO	0084385	Y		125,294	A	UOH 100	Y
7/31/2010	INSTR & STUD SUPP	0080727	Y		49,800	A	UOH 100	Y
7/31/2010	PROFESSOR, UHM, 9-MO	0082456	Y		142,704	A	UOH 100	Y
2/9/2010	ASST PROF, UHM, 9-MO	0083900	Y		75,000	A	UOH 100	Y
8/1/2007	ASST PROF, UHM, 9-MO	0084265	Y		65,830	A	UOH 100	Y
8/1/2009	ASSOC PROF, UHM, 9-MO	0085894	Y		94,372	A	UOH 100	Y
4/1/2010	ASST SPECIALIST, UHM, 11-	0085895	Y		75,660	A	UOH 100	Y
7/31/2010	ASST PROF, UHM, 9-MO	0085898	Y		70,997	A	UOH 100	Y
3/1/2010	INSTRUCTOR, UHM, 9-MO	0085899	Y		72,594	A	UOH 100	Y
8/16/2006	JR SPECIALIST, UHM, 11-MO	0087433	Y		45,133	A	UOH 100	Y
8/18/2010	ASST PROF, UHM, 9-MO	0087434	Y		72,720	A	UOH 100	Y
7/31/2009	ASST DEAN OF STDNT SVCS,	0089171	Y		89,232	A	UOH 100	Y
12/1/2009	Clerical Supervisor III	0000748	N		49,932	A	UOH 100	N
12/31/2009	Office Assistant IV	0014864	N		42,684	A	UOH 100	N
1/1/2010	Office Assistant IV	0015501	N		28,836	A	UOH 100	N
12/31/2009	Office Assistant III	0040003	N		32,424	A	UOH 100	N
2/27/2010	INSTR & STUD SUPP	0078227	Y		41,364	A	UOH 100	Y
6/24/2009	INSTR & STUD SUPP	0078761	Y		37,416	A	UOH 100	Y
	INSTR & STUD SUPP	0079129	Y		0	A	UOH 100	Y

Vacancy Report

<u>Date of Vacancy</u>	<u>Position Title</u>	<u>Position Number</u>	<u>Exempt (Y/N)</u>	<u>Budgeted Amount</u>	<u>Actual Salary Last Paid</u>	<u>MOF</u>	<u>Prog ID</u>	<u>Authority to Hire (Y/N)</u>
8/12/2010	ASSOC SPECIALIST, UHM, 11	0088146	Y	65,004	55,944	A	UOH 100	Y
8/12/2010	ASSOC SPECIALIST, UHM, 11	0088146	Y	65,004	55,944	A	UOH 100	Y
1/20/2010	INSTR & STUD SUPP	0081434	Y	44,724	44,784	A	UOH 100	Y
	UH STUDENT SERVICES SP II	0092573F	Y		0	A	UOH 100	Y
7/1/2009	SPECIALIST, UHM, 11-MO	0082341	Y	75,000	151,801	A	UOH 100	Y
8/1/2010	ASST VICE CHANCELLOR, UHM	0089479	Y		59,688	A	UOH 100	Y
	INFO, EVENTS & PUBLICATIO	0079251	Y		0	B	UOH 100	Y
10/31/2001	INFORMATION TECHNOLOGY	0080126	Y	59,496	59,496	B	UOH 100	Y
	INSTITUTIONAL SUPPORT	0080276	Y		46,596	B	UOH 100	Y
7/1/2000	INSTITUTIONAL SUPPORT	0080427	Y		36,252	B	UOH 100	Y
6/15/1999	INFORMATION TECHNOLOGY	0081378	Y		32,004	B	UOH 100	Y
9/1/2001	DIR AUXILIARY & COMMERCIA	0089251	Y		123,600	B	UOH 100	Y
7/1/2000	Office Assistant III	0032675	N		23,748	B	UOH 100	N
9/8/2000	Office Assistant IV	0042016	N		26,364	B	UOH 100	N
	ENTERPRISE OPERATIONS	0079017	Y		34,608	B	UOH 100	Y
	ENTERPRISE OPERATIONS	0079018	Y		36,012	B	UOH 100	Y
7/31/2001	ENTERPRISE OPERATIONS	0080128	Y		35,544	B	UOH 100	Y
	ENTERPRISE OPERATIONS	0080380	Y		35,544	B	UOH 100	Y
12/31/2000	ENTERPRISE OPERATIONS	0080857	Y		81,012	B	UOH 100	Y
7/28/2000	INSTITUTIONAL SUPPORT	0081294	Y		36,252	B	UOH 100	Y
	ACCOUNT CLERK II	0094354F	N		0	B	UOH 100	N
	PHYSICAL PLANT MGT	0079276	Y		0	B	UOH 100	Y
5/1/2000	PHYSICAL PLANT MGT	0081226	Y		39,120	B	UOH 100	Y
	School Food Services Mgr	0004945	N		47,544	B	UOH 100	N
1/5/1999	School Cook II	0005092	N		38,436	B	UOH 100	N
7/1/1999	Kitchen Helper	0008095	N		33,228	B	UOH 100	N
	ASST SPECIALIST, UHM, 11-	0070055	Y		0	B	UOH 100	Y
9/29/2000	INSTITUTIONAL SUPPORT	0078529	Y	46,536	44,208	B	UOH 100	Y
9/19/2000	ACADEMIC SUPPORT	0081443	Y		38,928	B	UOH 100	Y

University of Hawaii - Manoa
Vacancy Report

Table 11

<u>Date of Vacancy</u>	<u>Position Title</u>	<u>Position Number</u>	<u>Exempt (Y/N)</u>	<u>Budgeted Amount</u>	<u>Actual Salary Last Paid</u>	<u>MOF</u>	<u>Prog ID</u>	<u>Authority to Hire (Y/N)</u>
	UH RESEARCH ASSOCIATE II	0098794F	Y		0	B	UOH 100	Y
	UH COMPUTER SP I	0098795F	Y		0	B	UOH 100	Y
	INSTITUTIONAL SUPPORT	0079265	Y		0	B	UOH 100	Y
	GRADUATE ASSISTANT, 9-MO	0082266	Y		0	B	UOH 100	Y
	GRADUATE ASSISTANT, 9-MO	0082271	Y		0	B	UOH 100	Y
	MANOA 11-MO FACULTY	0084074	Y		0	B	UOH 100	Y
	ASST SPECIALIST, UHM, 11-	0094527F	Y		0	B	UOH 100	Y
8/19/2010	Library Assistant IV	0021776	N		37,968	B	UOH 100	N
7/1/2010	INSTR & STUD SUPP	0080554	Y		59,088	B	UOH 100	Y
6/22/2010	INSTITUTIONAL SUPPORT	0081029	Y	30,384	34,608	B	UOH 100	Y
9/1/1999	JR SPECIALIST, UHM, 11-MO	0082714	Y		70,164	B	UOH 100	Y
	ASSOC SPECIALIST, UHM, 11	0083563	Y		55,452	B	UOH 100	Y
3/31/2000	ASSOC SPECIALIST, UHM, 11	0083620	Y		62,376	B	UOH 100	Y
9/15/2000	JR SPECIALIST, UHM, 11-MO	0082784T	Y		33,312	B	UOH 100	Y
	RESEARCH SUPPORT	0080369	Y		0	B	UOH 100	Y
10/15/2000	RESEARCH SUPPORT	0080504	Y		24,408	B	UOH 100	Y
	RESEARCH SUPPORT	0081183	Y		0	B	UOH 100	Y
2/1/2007	RESEARCH SUPPORT	0081431	Y		43,848	B	UOH 100	Y
4/1/2010	Building & Grounds Utilit	0044109	Y	36,960	34,104	B	UOH 100	Y
2/27/2010	Janitor II	0046560	Y	33,228	33,228	B	UOH 100	Y
8/27/2010	JR SPECIALIST, UHM, 11-MO	0088765	Y	55,008	51,972	B	UOH 100	Y
6/24/2000	JR SPECIALIST, UHM, 11-MO	0084869	N		0	B	UOH 100	N
7/31/2004	FACILITIES PLANNING & DES	0077005	Y		60,180	B	UOH 100	Y
	INSTR & STUD SUPP	0078732	Y		0	B	UOH 100	Y
	INSTR & STUD SUPP	0078961	Y		0	B	UOH 100	Y
	INSTR & STUD SUPP	0078962	Y		0	B	UOH 100	Y
	INSTITUTIONAL SUPPORT	0079170	Y		0	B	UOH 100	Y
7/31/2010	PHYSICAL PLANT MGT	0080597	Y	44,208	44,208	B	UOH 100	Y
6/18/2010	ASST EXTENSION AGENT, 11-	0084913	Y		58,716	N	UOH 100	Y

University of Hawaii - Manoa
Vacancy Report

Table 11

<u>Date of Vacancy</u>	<u>Position Title</u>	<u>Position Number</u>	<u>Exempt (Y/N)</u>	<u>Budgeted Amount</u>	<u>Actual Salary Last Paid</u>	<u>MOF</u>	<u>Prog ID</u>	<u>Authority to Hire (Y/N)</u>
10/15/1999	ASSOC RESEARCHER, 11-MO	0086181T	Y		75,025	N	UOH 100	Y
9/25/2010	Office Assistant IV	0031274	N		29,652	W	UOH 100	N
8/1/2009	INFO, EVENTS & PUBLICATIO	0080113	Y		65,148	W	UOH 100	Y
4/1/2009	INFO, EVENTS & PUBLICATIO	0081062	Y	43,428	61,404	W	UOH 100	Y
10/1/2009	INSTITUTIONAL SUPPORT	0077390	Y		61,404	W	UOH 100	Y
6/17/2001	INSTITUTIONAL SUPPORT	0077040	Y	46,596	46,596	W	UOH 100	Y
11/6/2001	INSTITUTIONAL SUPPORT	0078613	Y	36,252	36,252	W	UOH 100	Y
6/21/2000	INSTITUTIONAL SUPPORT	0080041	Y		42,144	W	UOH 100	Y
8/1/2001	ATHLETICS	0080085	Y		71,100	W	UOH 100	Y
7/17/2001	INFO, EVENTS & PUBLICATIO	0080271	Y	36,252	36,252	W	UOH 100	Y
6/1/1999	UH HEAD FOOTBALL COACH	0080583	Y		100,050	W	UOH 100	Y
10/13/2000	INSTR & STUD SUPP	0081483	Y		49,392	W	UOH 100	Y
	INFO, EVENTS & PUBLICATIO	0081993	Y		41,292	W	UOH 100	Y
7/1/2000	ASST ATHLETIC DIR STDNT S	0089286	Y		51,240	W	UOH 100	Y
	UH ASST BASKTBL COACH (WO	0099591F	Y		0	W	UOH 100	Y
	UH ASST SOFTBALL COACH	0099592F	Y		0	W	UOH 100	Y
	UH ASST SWIM COACH	0099593F	Y		0	W	UOH 100	Y
	UH ASST SOCCER COACH (WOM	0099594F	Y		0	W	UOH 100	Y
	UH ASST VOLLYBL COACH (ME	0099597F	Y		0	W	UOH 100	Y
11/1/2010	INFO, EVENTS & PUBLICATIO	0078241	Y	36,252	36,252	W	UOH 100	Y
	JR SPECIALIST, UHM, 11-MO	0070084	Y	65,004	0	W	UOH 100	Y
	INSTR & STUD SUPP	0080631	Y		33,936	W	UOH 100	Y
8/4/2010	INSTR & STUD SUPP	0081137	Y		45,996	W	UOH 100	Y
11/13/2010	Registered Nurse IV	0010312	Y	80,988	80,988	W	UOH 100	Y

University of Hawaii - Hilo
Vacancy Report

Table 11

<u>Date of Vacancy</u>	<u>Position Title</u>	<u>Position Number</u>	<u>Exempt (Y/N)</u>	<u>Budgeted Amount</u>	<u>Actual Salary Last Paid</u>	<u>MOF</u>	<u>Prog ID</u>	<u>Authority to Hire (Y/N)</u>
12/31/2009	Secretary III, SR16, BU03	26667	N	\$ -	\$ 44,412	A	210/BB	N
1/15/2009	Assistant Professor, I3,	73290	N	\$ -	\$ 77,700	A	210/BB	Y
5/31/2010	Asst/Assoc/Full Professor, I3,I4,I5, Pharm P	73326	N	\$ -	\$ 103,308	A	210/BB	Y
5/21/2010	Asst/Assoc/Full Professor, I3,I4,I5	73328	N	\$ -	\$ 98,004	A	210/BB	Y
8/1/2007	Assistant Professor, I3	73336	N	\$ -		A	210/BB	Y
8/1/2007	Assistant Professor, I3	73338	N	\$ -		B	210/BB	Y
8/1/2007	Assistant Professor, I3	73340	N	\$ -	\$ 56,004	B	210/BB	Y
8/1/2009	Assistant Professor, I3	73343	N	\$ -	\$ 52,000	B	210/BB	Y
8/31/2007	Assistant Professor, I3	73346	N	\$ -		A	210/BB	Y
9/13/2007	Professor, I5	73347	N	\$ -		A	210/BB	Y
3/19/2008	Assistant Professor, I3	73356	N	\$ -		B	210/BB	Y
7/1/2008	Assistant Professor, I3	73363	N	\$ -		A	210/BB	Y
7/31/2010	Assistant Ptofessor, I3	73367	N	\$ -	\$ 55,104	B	210/BB	Y
7/22/2008	Assistant Professor, I3	73368	N	\$ -		B	210/BB	Y
9/8/2008	Jr. Spec., S2	73370	N	\$ -		A	210/BB	Y
8/1/2008	Assistant Professor, I3	73372	N	\$ -		A	210/BB	Y
7/1/2005	Assistant Specialist, S3	73373	N	\$ -		A	210/BB	Y
8/1/2009	Asst/Assoc/Full Professor	73380	N	\$ -		B	210/BB	Y
8/1/2009	Asst/Assoc/Full Professor	73381	N	\$ -		B	210/BB	Y
8/1/2009	Jr/Asst/Assoc/Full Specialist	73385	N	\$ -		B	210/BB	Y
4/26/2010	Jr. Spec., S2	73388	N	\$ -		A	210/BB	Y
5/21/2010	Asst/Assoc/Full Professor	73389	N	\$ -		B	210/BB	Y
5/21/2010	Asst/Assoc/Full Professor	73390	N	\$ -		B	210/BB	Y
5/21/2010	Asst/Assoc/Full Professor	73391	N	\$ -		B	210/BB	Y
5/21/2010	Asst/Assoc/Full Professor	73392	N	\$ -		B	210/BB	Y
5/21/2010	Jr/Asst/Assoc/Full Specialist, S2/S3/S4/S5	73393	N	\$ -		B	210/BB	Y
5/21/2010	Asst/Assoc/Full Professor, I3/4/5	73394	N	\$ -		B	210/BB	Y
5/21/2010	Jr/Asst/Assoc/Full Specialist S2/S3/S4/S5	73395	N	\$ -		B	210/BB	Y
6/1/2010	Jr/Asst/Assoc/Full Specialist S2/S3/S4/S5	73396	N	\$ -		B	210/BB	Y
6/1/2010	Jr/Asst/Assoc/Full Specialist S2/S3/S4/S5	73397	N	\$ -		B	210/BB	Y
6/1/2010	Jr/Asst/Assoc/Full Specialist S2/S3/S4/S5	73398	N	\$ -		B	210/BB	Y
9/8/2010	Jr/Asst/Assoc/Full Specialist S2/S3/S4/S5	73403	N	\$ -		B	210/BB	Y

University of Hawaii - Hilo
Vacancy Report

Table 11

<u>Date of Vacancy</u>	<u>Position Title</u>	<u>Position Number</u>	<u>Exempt (Y/N)</u>	<u>Budgeted Amount</u>	<u>Actual Salary Last Paid</u>	<u>MOF</u>	<u>Prog ID</u>	<u>Authority to Hire (Y/N)</u>
8/1/2008	Assistant Professor, I3	73404	N	\$ -		B	210/BB	Y
7/1/2006	Institutional Support, PBB	78790	N	\$ -		A	210/BB	Y
7/1/2009	Academic Support, PBA	79052	N	\$ -		A	210/BB	Y
10/26/2009	Instructional & Student Support, PBB	79096	N	\$ -	\$ 47,532	B	210/BB	Y
7/29/2010	Information Technology, PBB	79234	N	\$ 11,090.83		B	210/BB	Y
9/8/2010	Instr & Student Supp, PBB	79256	N	\$ -		B	210/BB	Y
11/1/2006	Assistant Professor, I3	82063	N	\$ -	\$ 99,745	A	210/BB	Y
2/21/2010	Assistant Professor, I3	82312	N	\$ -	\$ 82,668	A	210/BB	Y
1/15/2008	Assistant Professor, I3	83503	N	\$ -	\$ 54,000	A	210/BB	Y
8/1/2008	Assistant Professor, I3	83716	N	\$ -	\$ 108,733	A	210/BB	Y
8/16/2010	Assistant Professor, I3	84768	N	\$ -	\$ 65,496	A	210/BB	Y
8/1/2009	Asst/Assoc/Full Professor	86366	N	\$ -	\$ 95,460	A	210/BB	Y
9/1/2009	Assoc Professor, 14	86381	N	\$ -	\$ 102,167	A	210/BB	Y
8/1/2009	Assistant Professor, I3	86534	N	\$ -	\$ 58,830	A	210/BB	Y
7/13/2010	Secretary II, SR14	900460	N	\$ -		B	210/BB	N
7/1/2006	Secretary I, SR12	97100F	N	\$ -		A	210/BB	N
7/1/2007	Library Tech, SR11	98103F	N	\$ -		B	210/BB	N
8/1/2008	Assistant Professor, I3	99616F	N	\$ -		B	210/BB	Y
8/1/2008	Assistant Professor, I3	99620F	N	\$ -		B	210/BB	Y
8/1/2008	Professor, I5	99622F	N	\$ -		B	210/BB	Y
8/1/2008	Assistant Professor, I3	99626F	N	\$ -		A	210/BB	Y
8/1/2008	Assistant Professor, I3	99628F	N	\$ -		A	210/BB	Y
8/1/2008	Assistant Professor, I3	99629F	N	\$ -		A	210/BB	Y
8/1/2008	Assistant Professor, I3	99635F	N	\$ -		A	210/BB	Y
8/1/2010	Assistant Professor, I2	82038	N	\$ -	\$ 42,000	A	210/BB	Y
8/1/2010	Professor, I5	82775	N	\$ -	\$ 157,767	A	210/BB	Y
7/1/2008	Registered Prof Nurse, SR20	99105F	N	\$ -		B	210/BB	N
7/1/2008	Office Assistant IV, SR10	99106F	N	\$ -		B	210/BB	N
7/1/2009	Office Assistant III, SR08	900511	N	\$ -		B	210/BB	N
7/1/2010	Office Assistant III, SR08	91100F	N	\$ -		B	210/BB	N
7/1/2010	Office Assistant III, SR08	91101F	N	\$ -		B	210/BB	N
10/1/1995	Jr. Specialist, S2	86473	N	\$ -		B	210/BB	Y

University of Hawaii - Hilo
Vacancy Report

Table 11

<u>Date of Vacancy</u>	<u>Position Title</u>	<u>Position Number</u>	<u>Exempt (Y/N)</u>	<u>Budgeted Amount</u>	<u>Actual Salary Last Paid</u>	<u>MOF</u>	<u>Prog ID</u>	<u>Authority to Hire (Y/N)</u>
7/1/1995	Instructor, I2	86474	N	\$ -		B	210/BB	Y
7/1/1991	Academic Supp	92602F	N	\$ -		B	210/BB	Y
7/1/1991	Instructor, I2	92606F	N	\$ -		B	210/BB	Y
7/1/1991	Academic Supp,	92607F	N	\$ -		B	210/BB	Y
7/1/1991	Academic Supp,	92608F	N	\$ -		B	210/BB	Y
7/1/1991	Academic Supp,	92609F	N	\$ -		B	210/BB	Y
7/1/1991	Academic Supp,	92610F	N	\$ -		B	210/BB	Y
9/1/2010	Institutional Supp, PBB	78879	N	\$ -	\$ 46,596	A	210/BB	Y
7/1/2008	Jr. Spec. S2	73400	N	\$ -		A	210/BB	Y
10/30/2007	Academic Supp, PBB	80501	N	\$ -		B	210/BB	Y
7/1/2009	Librarian IV, B4	83792	N	\$ 25,000.00	\$ 76,921	A	210/BB	Y
7/1/2008	School Custodian II, BC02	900545	N	\$ -		A	210/BB	Y
9/17/2008	Bldg & Grds Utility Wkr, BC05	900546	N	\$ -		A	210/BB	Y
7/1/2008	Jr. Spec., S2	99634F	N	\$ 8,437.50		A	210/BB	Y
7/1/2008	Library Assistant IV, SR09	99104F	N	\$ -		A	210/BB	N
5/1/2010	Junior Specialist S2	73293	N	\$ -	\$ 50,820	A	210/BB	Y
7/21/2009	Junior Specialist S2	73295	N	\$ -	\$ 53,641	A	210/BB	Y
4/30/2008	Junior Specialist, S2	73360	N	\$ -		A	210/BB	Y
7/1/2007	Instr & Student Supp, PBB	78809	N	\$ -		A	210/BB	Y
12/1/2008	Physical Plant Mgt, PBA	80602	N	\$ -	\$ 38,928	B	210/BB	Y
10/1/2010	UH Head Volleyball Coach	81636	N	\$ 27,083.33	\$ 74,280	A	210/BB	Y
3/1/2008	Associate Specialist, S4	82716	N	\$ -	\$ 98,808	A	210/BB	Y
7/31/2009	Jr/Asst/Assoc/Full Specialist S2/S3/S4/S5	84344	N	\$ -		A	210/BB	Y
7/31/2010	Jr. Specialist, S2	86447	N	\$ -	\$ 54,912	A	210/BB	Y
7/15/2009	Jr. Specialist, S2	73310	N	\$ -	\$ 54,390	A	210/BB	Y
7/1/2008	Instr & Student Supp, PBB	99638F	N	\$ -		A	210/BB	Y
7/1/2008	Jr. Specialist, S2	99640F	N	\$ -		A	210/BB	Y
8/4/2009	Instr & Student Supp, PBB	80355	N	\$ -	\$ 53,460	B	210/BB	Y
12/31/2009	Building Maintenance Worker II, WS09	12071	N	\$ -	\$ 43,158	A	210/BB	N
4/1/2010	Janitor III, WS02	14737	N	\$ -	\$ 35,544	A	210/BB	N
7/1/2010	Janitor II, BC02	33405	N	\$ -	\$ 30,660	A	210/BB	N
8/16/2007	Allied Safety & Health, PBA	77630	N	\$ -	\$ 42,144	A	210/BB	Y

University of Hawaii - Hilo
Vacancy Report

Table 11

<u>Date of Vacancy</u>	<u>Position Title</u>	<u>Position Number</u>	<u>Exempt (Y/N)</u>	<u>Budgeted Amount</u>	<u>Actual Salary Last Paid</u>	<u>MOF</u>	<u>Prog ID</u>	<u>Authority to Hire (Y/N)</u>
6/1/2007	Institutional Support, PBB	77867	N	\$ -	\$ 21,492	A	210/BB	Y
3/20/2007	Institutional Support, PBB	78409	N	\$ -		A	210/BB	Y
6/19/2008	Janitor II, BC02, (50%)	900511	N	\$ -		A	210/BB	Y
7/1/2000	Account Clerk, SR08 (50%)	96110F	N	\$ -		W	210/BB	N
7/1/2006	Janitor Supervisor, F20L2	97315F	N	\$ -		A	210/BB	Y
8/1/2008	Office Assistant IV, SR10	99103F	N	\$ -		A	210/BB	N

University of Hawai'i West Oah'u
 Vacancy Report (as of 11/30/10)

Table 11

<u>Date of Vacancy</u>	<u>Position Title</u>	<u>Position Number</u>	<u>Exempt (Y/N)</u>	<u>Budgeted Amount</u>	<u>Actual Salary Last Paid</u>	<u>MOF</u>	<u>Prog ID</u>	<u>Authority to Hire (Y/N)</u>
10/31/09	Library Technician V	41273	N	\$ 44,107	\$ 44,107	A	UOH-704	N
07/01/08	Institutional Supp (Human Resources Spec/EEO Officer)	78859	N	\$ 40,000	N/A	A	UOH-706	Y

University of Hawaii Community Colleges

Vacancy Report
November 30, 2010

Table 11

DATE OF VACANCY	POSITION TITLE	POSITION NUMBER	EXEMPT (Y/N)	BUDGETED AMOUNT	ACTUAL SAL LAST PAID	MOF	PROG ID	AUTHORITY TO HIRE (Y/N)
HONOLULU CC								
7/1/2010	Instructor , C209 (Constr Academy)	74760	N	15,124	65,944	A	301	Y
07/01/10	Instructor, C209 (AERO)	82383	N	0	86,328	A	301	Y
07/01/10	Instructor, C209 (Math)	83062	N	0	79,504	A	301	Y
12/03/08	Instructor, C211 (Off Campus Coordinator)	83174	N	0	53,131	A	301	Y
07/01/10	Instructor, C209 (English)	83416	N	0	68,619	A	301	Y
08/01/10	Instructor, C211 (Learning Res)	83807	N	13,143	98,567	A	301	Y
07/01/10	Instructor, C209 (Auto Mech Tech)	83801	N	0	73,974	A	301	Y
07/01/10	Instructor, C209 (Comm Arts)	83894	N	0	79,504	A	301	Y
07/01/10	Instructor, C209 (Chemistry)	83964	N	0	82,563	A	301	Y
02/01/10	Instructor, C209 (Info Comp Science)	84480	N	0	85,864	A	301	Y
7/1/2010	Academic Support	81203T+	N	10,623	43,344	A	301	Y
09/01/09	Educational Sp, PBA	81309T+	N	0	34,830	A	302	Y
12/12/08	Library Assistant IV, SR-09	22370	N	0	26,700	A	303	N
11/25/08	Instr & Stud Supp, PBC (MIR)	77629	N	0	37,416	A	303	Y
11/24/10	Educational Sp, PBA	78030	N	8,712	39,252	A	303	Y
12/31/09	Research Support, PBB	80260	N	10,092	10,092	A	303	Y
08/01/08	Instructor, C211 (College Skills Center)	82912	N	0	64,007	A	303	Y
12/31/07	Instructor C211 (Internl Affairs)	85436	N	0	31,379	A	303	Y
08/01/08	Instructor C211 (MIR)	86588	N	0	47,598	A	303	Y
08/01/09	Program Director (CC) AERO	89338	Y	0	79,008	A	303	Y
07/01/10	Program Director (CC) Constr Acad	89498T+	Y	0	91,008	A	303	Y
12/31/09	Instructor, C2-11 (Counselor)	86775	N	13,143	79,504	A	304	Y
06/08/10	Groundskeeper I, BC02	23511	N	13,165	33,231	A	305	Y
07/26/10	Janitor II, BC02	24867	N	10,532	33,231	A	305	N
02/11/09	U. Security Officer II, SR-16	26001	N	12,840	54,012	A	305	Y
12/16/08	Groundskeeper I, BC02	29589	N	0	33,231	A	305	N
02/01/07	Institutional Support, PBA	77020	N	11,036	50,884	A	305	Y
12/17/07	Office Assistant III, SR08	46807	N	0	22,287	B	302	N
12/31/04	Educational Sp, PBA	80031	N	0	38,508	B	302	Y
10/23/95	Early Childhood Sp III	80817	N	0	47,520	B	302	Y

University of Hawaii Community Colleges
 Vacancy Report
 November 30, 2010

Table 11

DATE OF VACANCY	POSITION TITLE	POSITION NUMBER	EXEMPT (Y/N)	BUDGETED AMOUNT	ACTUAL SAL LAST PAID	MOF	PROG ID	AUTHORITY TO HIRE (Y/N)
08/01/06	Instructional & Student Support, PBA	80832	N	0	43,089	B	302	Y
05/31/05	Early Childhood Sp I	80835	N	0	29,760	B	302	Y
11/29/95	Early Childhood Sp I	80839	N	0	47,520	B	302	Y
11/29/95	Early Childhood Sp I	80844	N	0	47,520	B	302	Y
11/29/95	Early Childhood Sp I	80845	N	0	47,520	B	302	Y
11/29/95	Early Childhood Sp I	80846	N	0	47,520	B	302	Y
11/29/95	Early Childhood Sp I	80862	N	0	47,520	B	302	Y
11/14/96	Educ & Acad Support Sp	80877	N	0	47,520	B	302	Y
06/16/01	Educational Specialist, PBB	81991	N	0	47,520	B	302	Y
07/01/94	Educational Sp III	94626F	N	0	47,520	B	302	Y

University of Hawaii Community Colleges

Vacancy Report

November 30, 2010

Table 11

DATE OF VACANCY	POSITION TITLE	POSITION NUMBER	EXEMPT (Y/N)	BUDGETED AMOUNT	ACTUAL SAL LAST PAID	MOF	PROG ID	AUTHORITY TO HIRE (Y/N)
KAPIOLANI CC								
07/02/07	Secretary II, SR14	18092	N	5,134	39,456	A	311	N
11/02/08	Secretary II, SR14	18093	N	5,134	39,480	A	311	N
12/31/09	Office Assistant III, SR08	33867	N	4,064	36,516	A	311	N
12/31/09	Clerk Stenographer, SR09	40964	N	1,057	40,040	A	311	N
07/01/06	Instructor, C2A	74784	N	0	N/A	A	311	Y
07/01/06	Instructor, C2A	74785	N	0	N/A	A	311	Y
09/15/10	Instructor, C2, 9-Mo	74843	N	0	61,245	A	311	Y
07/01/09	Instructor, C2, 9-Mo	74880	N	0	N/A	A	311	Y
07/01/09	Instructor, C2, 9-Mo	74881	N	0	N/A	A	311	Y
08/29/09	Instructor, C2, 9-Mo	82380	N	0	45,699	A	311	Y
09/01/09	Instructor, C2, 9-Mo	83096	N	0	76,573	A	311	Y
09/01/09	Instructor, C2, 9-Mo	83903	N	0	85,734	A	311	Y
08/01/06	Instructor, C2, 11-Mo	86591	N	7,960	58,068	A	311	Y
12/31/09	Instructor, C2, 11-Mo	86705	N	9,224	99,877	A	311	Y
07/31/06	Instructor, C2, 11-Mo	86798	N	7,960	55,926	A	311	Y
09/01/10	Instructor, C2, 9-mo	86803	N	0	93,742	A	311	Y
09/01/09	Instructor, C2, 9-Mo	86960	N	0	76,717	A	311	Y
12/01/10	Instructor, C2, 9-Mo	88032T+	N	0	49,764	A	311	Y
07/01/06	Office Assistant III, SR08	97150F	N	4,064	N/A	A	311	N
07/01/08	Secretary II, SR14	99160F	N	5,134	N/A	A	311	N
07/01/09	Instructor, C2, 9-Mo	74892	N	0	N/A	A	311	Y
07/01/09	Instructor, C2, 9-Mo	74893	N	0	N/A	A	311	Y
11/29/07	Duplicating Machine Operator III, SR09	47346	N	2,114	15,600	A	313	N
06/25/07	Audio Visual Technician I, BC07	47350	N	3,332	18,060	A	313	N
09/16/09	IT Specialist, PBB	79922	N	17,705	66,456	A	313	Y
11/09/10	IT Specialist, PBB	80340	N	7,082	59,496	A	313	Y
12/01/10	IT Specialist, PBA	81535	N	5,808	45,996	A	313	Y
10/31/09	Secretary II, SR14	18088	N	5,134	49,932	A	314	N
04/01/08	Clerk Stenographer II, SR09	27004	N	4,228	31,176	A	314	N
10/31/09	Clerk Stenographer II, SR09	34661	N	4,228	33,756	A	314	N

University of Hawaii Community Colleges

Table 11

Vacancy Report
November 30, 2010

DATE OF VACANCY	POSITION TITLE	POSITION NUMBER	EXEMPT (Y/N)	BUDGETED AMOUNT	ACTUAL SAL LAST PAID	MOF	PROG ID	AUTHORITY TO HIRE (Y/N)
03/01/08	Instructor, CC, 11-MO	74783	N	13,836	28,620	A	314	Y
07/01/09	Instructor, CC, 11-MO	74891	N	9,224	N/A	A	314	Y
11/01/09	Secretary II, SR14	21321	N	5,134	49,932	A	315	N
03/20/10	Groundskeeper I, BC02	26653	N	8,307	33,228	A	315	Y
05/31/07	Janitor II, BC02	26655	N	8,307	31,176	A	315	N
12/31/09	Janitor II, BC02	26657	N	8,307	33,228	A	315	Y
06/20/08	Personnel Clerk V, SR13	26659	N	9,884	31,176	A	315	N
09/14/06	University Security Officer II, SR16	31325	N	11,104	31,332	A	315	Y
03/31/07	Groundskeeper I, BC02	35888	N	5,538	30,036	A	315	N
10/01/08	Account Clerk III, SR11	39769	N	6,849	36,516	A	315	N
08/01/08	Building Main Worker II WS09	51300	N	11,817	46,500	A	315	N
08/06/08	Secretary II, SR14	51356	N	5,134	41,040	A	315	N
05/01/09	Institutional Support, PBB	77245	N	10,623	82,632	A	315	Y
11/01/08	Institutional Support, PBB	78416	N	10,623	63,876	A	315	Y
09/09/07	Institutional Supp PBB	80551	N	14,164	59,028	A	315	Y
07/01/07	Asst to Sr. Executive (CC)	89341	Y	20,001	77,616	A	315	Y
09/01/07	Office Assistant III, SR08	900106	N	6,096	24,984	A	315	N
12/31/09	Private Secretary II, SR22	900112	N	0	60,744	A	315	N
07/01/08	UH Security Officer I, SR14	99171F	N	5,134	N/A	A	315	N
07/01/08	UH Security Officer II, SR16	900542	N	11,104	N/A	A	315	Y
03/29/08	Personnel Clerk IV, SR11	900381+	N	9,132	27,732	A	315	N
06/19/08	Office Assistant IV, SR10	41320	N	8,788	30,012	B	312	N
02/08/03	Acct Clerk III, SR11	41358	N	9,132	23,688	B	312	N
06/30/08	Academic Support, PBB	80778	N	14,164	43,200	B	312	Y
07/09/96	Ed Sp, PBB	81429	N	7,082	33,156	B	312	Y
10/31/89	Instructor, C2A	86701	N	7,960	30,000	B	312	Y
07/01/06	Instructor, CC, 11-MO	86702	N	9,224	13,836	B	312	Y
02/01/04	Instructor, CC, 11-MO	86706	N	9,224	23,568	B	312	Y
12/01/97	Instructor, C2A	86711	N	9,224	40,524	B	312	Y
08/01/02	Instructor, C2A	86944	N	9,224	46,248	B	312	Y
06/30/04	Instructor, CC, 11-MO	88050	N	9,224	47,400	B	312	Y

University of Hawaii Community Colleges

Vacancy Report
November 30, 2010

Table 11

DATE OF VACANCY	POSITION TITLE	POSITION NUMBER	EXEMPT (Y/N)	BUDGETED AMOUNT	ACTUAL SAL LAST PAID	MOF	PROG ID	AUTHORITY TO HIRE (Y/N)
LEEWARD CC								
07/01/09	Instructor, C2	82691	N	0	85,959	A	321	Y
11/01/10	Instructor, C2	83474	N	0	82,837	A	321	Y
06/01/10	Instructor, C2	84634	N	0	87,576	A	321	Y
08/01/10	Associate Prof, C4A	82766	N	28,800	63,864	A	323	Y
07/01/08	Office Assistant IV, SR 10	99163F	N	6,591	N/A	A	323	N
05/01/09	Office Assistant IV, SR 10	17705	N	6,591	41,040	A	324	N
06/01/10	Secretary II, SR 14	22948	N	7,701	33,780	A	324	N
05/16/09	Instructor, C2A	86388T+	N	13,836	65,947	A	324	Y
04/09/10	Janitor III, WS02	23686	N	14,810	35,544	A	325	Y
05/01/10	Institutional Supp, PBB	78334	N	14,164	34,608	A	325	Y
07/01/07	Institutional Supp, PBB	78824	N	17,705	N/A	A	325	Y
04/06/07	Personnel Officer, PBA	79235	N	11,616	24,684	A	325	N
07/01/10	Admin Officer, PBB	79292T+	N	17,705	N/A	A	325	Y
07/01/08	Janitor II, BC02	900544	N	13,845	N/A	A	325	Y
11/01/10	Instructor, C2A	84704	N	0	59,880	B	322	Y
07/01/09	Instructor, C2A	86703	N	0	61,234	B	322	Y
07/01/10	Instructor, C2A	86962	N	0	66,300	B	322	Y
08/01/07	Instructor, C2A	86967	N	0	68,976	B	322	Y

University of Hawaii Community Colleges

Vacancy Report

November 30, 2010

Table 11

DATE OF VACANCY	POSITION TITLE	POSITION NUMBER	EXEMPT (Y/N)	BUDGETED AMOUNT	ACTUAL SAL LAST PAID	MOF	PROG ID	AUTHORITY TO HIRE (Y/N)
WINDWARD CC								
12/31/09	Instructor, C2	84975	N	0	89,168	A	331	Y
08/01/10	Info, Events, & Pub, PBA	78373	N	7,260	19,626	A	332	Y
09/18/10	Educational Assistant III, SR10	112395 +	N	8,788	28,536	A	332	N
12/01/08	Assistant Professor, C3A	86894T+	N	25,760	59,413	A	332	Y
05/01/10	Instructor, C2A	86898T+	N	0	61,230	A	332	Y
12/31/09	Secretary II, SR14N	23570	N	10,268	48,048	A	333	N
12/31/08	Secretary II, SR14N	32861	N	10,268	48,048	A	334	N
10/01/08	IT Specialist, PBB	79977	N	14,164	82,632	A	335	Y
07/01/08	UH Security Officer I, SR14	900539	N	10,268	N/A	A	335	Y
07/01/10	Account Clerk IV, SR13	19017	N	0	36,516	B	335	N
07/15/06	Office Assistant II, SR08	35418	N	0	28,968	B	332	N
07/01/04	Instructor, C2A	84744	N	0	49,404	B	332	Y
01/06/06	Instructor, C2A	84745	N	0	56,052	B	332	Y
04/01/09	Instructor, C2A	84746	N	0	71,214	B	332	Y
01/01/01	Instructor, C2A	84747	N	0	42,144	B	332	Y
05/01/95	Instructor, C2	84757	N	0	26,616	B	332	Y

University of Hawaii Community Colleges

Vacancy Report

November 30, 2010

Table 11

DATE OF VACANCY	POSITION TITLE	POSITION NUMBER	EXEMPT (Y/N)	BUDGETED AMOUNT	ACTUAL SAL LAST PAID	MOF	PROG ID	AUTHORITY TO HIRE (Y/N)
HAWAII CC								
05/16/10	Secretary II, SR14	25059	N	0	37,968	A	401	N
07/16/08	Instructor, C2-C11	74776	N	4,382	61,248	A	401	Y
08/30/08	Instructor, C2-C11	74777	N	2,191	61,236	A	401	Y
06/30/10	Instructor, C2-C11	74780	N	4,382	55,044	A	401	Y
12/31/08	Instructor, C2-C9	82703	N	0	24,542	A	401	Y
05/31/10	Instructor, C2-C9	83030	N	0	73,770	A	401	Y
06/30/09	Instructor, C2-C11	83774	N	4,382	80,284	A	401	Y
05/31/09	Instructor, C2-C9	83809	N	3,781	78,288	A	401	Y
12/31/09	Instructor, C2-C9	86571	N	0	66,576	A	401	Y
07/01/05	Secretary, SR14	96225F	N	0	N/A	A	401	N
07/01/05	Secretary, SR14	96226F	N	0	N/A	A	401	N
08/06/10	IT Specialist, PBA	78110	N	15,720	41,292	A	403	Y
06/30/09	Instructor, C2-C9	84622	N	3,781	92,445	A	403	Y
10/29/10	Office Assistant III, SR 08	46930	N	0	30,804	A	404	N
11/30/08	Account Clerk IV, SR 13	25661	N	0	38,160	A	405	N
12/31/09	Academic Supp, PBB	80573	N	3,541	54,528	A	405	Y
12/31/08	Educ Spec, PBB 11 mo	80906	N	3,541	89,436	A	405	Y
03/31/10	Personnel Clerk IV, SR 11	900448	N	0	27,780	A	405	N
10/01/08	UH Security Officer I, SR 14	900536	N	10,268	N/A	A	405	Y
08/06/10	Academic Support, PBA	80256	N	8,712	36,252	B	402	Y

University of Hawaii Community Colleges

Vacancy Report
November 30, 2010

DATE OF VACANCY	POSITION TITLE	POSITION NUMBER	EXEMPT (Y/N)	BUDGETED AMOUNT	ACTUAL SAL LAST PAID	MOF	PROG ID	AUTHORITY TO HIRE (Y/N)
MAUI COLLEGE								
02/01/08	Instr & Student Supp, PBB	78130	N	0	44,724	A	501	Y
07/01/08	Instructor, C2A	86623	N	0	79,770	A	501	Y
01/01/10	Instructor, C2	74854	N	0	61,824	A	501	Y
06/01/10	Instructor, C2	82199	N	0	67,664	A	501	Y
06/01/10	Instructor, C2	83465	N	0	84,297	A	501	Y
07/31/10	Instructor, C2	84214	N	0	69,401	A	501	Y
06/30/10	Instructor, C2	84998	N	0	86,615	A	501	Y
07/31/10	Instructor, C2	86932	N	0	60,726	A	501	Y
07/31/10	Instructor, C2	88001	N	0	52,836	A	501	Y
01/01/10	Secretary II, SR14	22517	N	0	49,932	A	502	N
01/01/10	Instructor, C2	84367	N	0	54,791	A	502	Y
02/21/09	Instr & Student Supp, PBB	78339	N	7,084	23,268	A	503	Y
10/17/09	Instr & Student Supp, PBB	78340	N	7,084	22,812	A	503	Y
06/30/10	Media Design & Production, PBB	81204	N	0	54,600	A	503	Y
01/01/10	Secretary II, SR14	16938	N	0	49,932	A	504	N
07/31/10	Instr & Student Supp, PBB	80657	N	0	43,344	A	504	Y
02/24/10	General Laborer II, BC03	900307	N	0	17,082	A	505	Y
07/01/08	UH Security Officer I, SR14	900540	N	10,268	N/A	A	505	Y
07/01/08	Auxil & Fac Svcs Off, PBB	79185	N	14,164	N/A	A	505	Y
09/30/10	Janitor II, BC02	21431	N	0	33,228	A	505	N
08/16/10	Institutional Support, PBA	79229	N	11,616	N/A	A	505	Y
09/26/10	Information Technology, PBB	81381	N	0	69,708	A	505	Y
05/26/06	Academic Support, PBB	80075	N	0	26,856	B	502	Y
05/15/09	Academic Support, PBB	81884	N	0	61,404	B	502	Y
07/01/01	School Custodian, BC02	92125F	N	0	N/A	B	504	N
07/01/02	Dormitory Resident Manager, PBA	92625F	N	0	N/A	B	504	Y
07/01/02	Dormitory Resident Manager, PBA	92626F	N	0	N/A	B	504	Y

University of Hawaii Community Colleges

Vacancy Report

November 30, 2010

Table 11

DATE OF VACANCY	POSITION TITLE	POSITION NUMBER	EXEMPT (Y/N)	BUDGETED AMOUNT	ACTUAL SAL LAST PAID	MOF	PROG ID	AUTHORITY TO HIRE (Y/N)
KAUAI CC								
12/31/08	Office Assistant IV, SR10	42211	N	0	32,424	A	601	N
02/01/09	Instructor, C2 9 mo.	74823	N	0	74,496	A	601	Y
07/01/08	Instructor, C2 11 mo.	74890	N	6,695	N/A	A	601	Y
07/01/08	Education Sp	78874	N	14,730	N/A	A	601	Y
05/25/09	Instructor, C2 11 mo.	82579	N	6,695	89,029	A	601	Y
07/01/10	Instructor, C2 9 mo.	83640	N	0	77,998	A	601	Y
12/31/09	Instructor, C2 9 mo.	84687	N	0	71,772	A	601	Y
07/01/08	Office Assistant IV, SR10	99164F	N	0	N/A	A	601	N
07/17/10	Instructor, CC 11-month	86685	N	23,060	53,088	A	602	Y
08/01/10	Instructor, CC 11-month	86687	N	23,060	58,982	A	602	Y
02/01/06	Library Technician V, SR11	18934	N	0	39,672	A	603	N
10/01/08	Computer Operator, SR13	28653	N	0	36,516	A	603	N
09/21/08	Library Assistant IV, SR09	39440	N	0	27,888	A	603	N
07/01/06	Electronic Technician, PBA	81492	N	7,344	44,064	A	603	Y
08/01/10	Instructor, C2 9 mo.	87405	N	19,900	46,236	A	603	Y
10/23/09	Instructor, C2 11-month	74803	N	13,836	58,975	A	604	Y
09/18/10	Financial Aid Officer, PBB	77907	N	0	49,800	A	604	Y
07/10/10	Instructor, C2 11-month	86616	N	13,836	63,876	A	604	Y
08/01/10	Instructor, C2 11-month	86786	N	23,060	77,454	A	604	Y
11/01/09	Groundskeeper II, WS 02	12069	N	11,848	35,544	A	605	N
12/31/09	Secretry II, SR 14	16961	N	0	49,932	A	605	N
12/31/09	Equipment Operator, BC 04	27833	N	11,848	35,544	A	605	N
05/01/09	Janitor II, BC 02	27838	N	11,076	33,228	A	605	N
12/23/08	Maintenance Mechanic I	47312	N	14,848	41,460	A	605	N
07/01/08	Environmental Health, Security and Emergency Response Officer, PBB	79019	N	7,082	N/A	A	605	Y
06/30/08	Institutional Analyst, PBB	80684	N	3,447	53,460	A	605	Y
07/01/08	UH Security Officer I	99179F	N	5,134	N/A	A	605	N
07/01/06	Educ & Acad Support Sp	97902F	N	0	N/A	B	602	Y

University of Hawaii Community Colleges

Vacancy Report

November 30, 2010

Table 11

DATE OF VACANCY	POSITION TITLE	POSITION NUMBER	EXEMPT (Y/N)	BUDGETED AMOUNT	ACTUAL SAL LAST PAID	MOF	PROG ID	AUTHORITY TO HIRE (Y/N)
CC SYSTEM								
10/01/02	Educational Sp	80489	N	0	53,100	N	906	Y
07/01/95	Institutional Analyst	80860	N	0	39,324	N	906	Y
07/02/95	IT Specialist	81376	N	0	N/A	N	906	Y
10/01/02	Instructor, C2	82908	N	0	45,420	N	906	Y
07/02/95	Instructor, C2	83075	N	0	N/A	N	906	Y
07/02/95	Instructor, C2	84577	N	0	N/A	N	906	Y
07/02/95	Instructor, C2	85209	N	0	N/A	N	906	Y
07/02/95	Instructor, C2	85210	N	0	N/A	N	906	Y
07/02/95	Instructor, C2	85211	N	0	N/A	N	906	Y
07/02/95	Instructor, C2	85212	N	0	N/A	N	906	Y
07/02/95	Instructor, C2	85213	N	0	N/A	N	906	Y
07/02/95	Instructor, C2	85214	N	0	N/A	N	906	Y
07/02/95	Instructor, C2	85215	N	0	N/A	N	906	Y
07/02/95	Instructor, C2	86050	N	0	N/A	N	906	Y
07/02/95	Instructor, C2	86712	N	0	N/A	N	906	Y
07/02/95	Instructor, C2	88095	N	0	N/A	N	906	Y
12/01/01	Institutional Analyst	80217H	N	0	12,975	N	906	Y
12/01/01	Institutional Analyst	80217	N	0	38,925	A	906	Y
07/01/08	Health & Safety Officer	99706	N	0	N/A	A	906	Y

University of Hawaii - Aquaria
Vacancy Report

Table 11

<u>Date of Vacancy</u>	<u>Position Title</u>	<u>Position Number</u>	<u>Exempt (Y/N)</u>	<u>Budgeted Amount</u>	<u>Actual Salary Last Paid</u>	<u>MOF</u>	<u>Prog ID</u>	<u>Authority to Hire (Y/N)</u>
12/5/2008	Building & Grounds Utilit	0009643	N	36,960	36,540	A	UOH 881	Y
6/30/2009	Building & Grounds Utilit	0044650	N		36,127	A	UOH 881	Y
11/30/2007	RESEARCH SUPPORT	0081634	Y			A	UOH 881	Y
11/21/2003	RESEARCH SUPPORT	0081754	Y			A	UOH 881	Y
	MEDIA DESIGN & PRODUCTION	0080336	Y			B	UOH 881	Y
	RESEARCH SUPPORT	0080412	Y			B	UOH 881	Y
	RESEARCH SUPPORT	0080413	Y			B	UOH 881	Y
	ACADEMIC SUPPORT	0080414	Y			B	UOH 881	Y
	UH PUBLIC INFORMATION OFF	0094536	Y			B	UOH 881	Y
	UH EDUCATIONAL SP I	0094538	Y			B	UOH 881	Y
	SECRETARY II	0094539	N			B	UOH 881	N

Vacancy Report

<u>Date of Vacancy</u>	<u>Position Title</u>	<u>Position Number</u>	<u>Exempt (Y/N)</u>	<u>Budgeted Amount</u>	<u>Actual Salary Last Paid</u>	<u>MOF</u>	<u>Prog ID</u>	<u>Authority to Hire (Y/N)</u>
12/30/2009	Secretary II	21969	N	25,656	49,956	A	UOH 900	N
12/30/2007	Institutional Support	77249	N	0	96,804	A	UOH 900	Y
12/30/2009	Director IRO	77256	N	0	84,288	A	UOH 900	Y
6/12/2009	Institutional Support	78338	N	0	37,416	A	UOH 900	Y
6/4/2010	Instr & Stud Support	78390	N	42,492	45,684	A	UOH 900	Y
3/31/2010	IT Specialist	78442	N	0	72,024	A	UOH 900	Y
7/1/2009	Education & Acad Supp	78511	N	0	0	A	UOH 900	Y
7/1/2007	Internal Reporting	78515	N	0	0	A	UOH 900	Y
9/1/2009	HR Specialist	78586	N	0	73,380	A	UOH 900	Y
EW POSITION	IT Specialist	78629	N	50,000	0	A	UOH 900	Y
8/20/2008	Institutional Supp	78673	N	0	0	A	UOH 900	Y
3/19/2008	Public Information Officer	78772	N	0	0	A	UOH 900	Y
11/14/2008	IT Specialist	79048	N	0	35,064	A	UOH 900	Y
11/30/2009	IT Specialist	79117	N	0	71,112	A	UOH 900	Y
4/30/2010	IT Specialist	79175	N	0	41,076	A	UOH 900	Y
5/2/2010	IT Specialist	79176	N	0	36,516	A	UOH 900	Y
5/16/2010	Institutional Support	79178	N	0	32,436	A	UOH 900	Y
12/30/2009	IT Specialist	79906	N	46,902	106,884	A	UOH 900	Y
4/15/2007	IT Specialist	79920	N	120,000	41,316	A	UOH 900	Y
5/21/2010	IT Specialist	79943	N	0	52,476	A	UOH 900	Y
10/15/2008	IT Specialist	79975	N	0	46,536	A	UOH 900	Y
10/31/2010	IT Specialist	79994	N	45,625	43,344	A	UOH 900	Y
12/30/2009	IT Specialist	80043	N	50,000	91,224	A	UOH 900	Y
2/15/2008	IT Specialist	80060	N	50,000	74,844	A	UOH 900	Y
6/20/2010	IT Specialist	80061	N	0	73,476	A	UOH 900	Y
12/30/2009	IT Specialist	80071	N	0	82,632	A	UOH 900	Y
12/20/2009	Proc & Prop Mgmt Sp	80088	N	40,836	106,884	A	UOH 900	Y
5/31/2010	Property Fund Manager	80143	N	0	81,672	A	UOH 900	Y
6/30/2005	Institutional Supp	80180	N	0	0	A	.50% FTE	Y
4/24/2009	IT Specialist	80416	N	0	48,420	A	UOH 900	Y

University of Hawaii - Systemwide Programs
Vacancy Report

Table 11

<u>Date of Vacancy</u>	<u>Position Title</u>	<u>Position Number</u>	<u>Exempt (Y/N)</u>	<u>Budgeted Amount</u>	<u>Actual Salary Last Paid</u>	<u>MOF</u>	<u>Prog ID</u>	<u>Authority to Hire (Y/N)</u>
11/14/2008	IT Specialist	80483	N	50,000	65,148	A	UOH 900	Y
9/15/2009	Media Design & Prod	80775	N	40,000	38,160	A	UOH 900	Y
11/3/2009	Fiscal Accounting Spec	80888	N	40,836	44,724	A	UOH 900	Y
12/31/2008	Fiscal Accounting Spec	80931	N	0	67,785	A	UOH 900	Y
6/30/2008	Media Design & Prod	81043	N	0	55,620	A	UOH 900	Y
8/17/2008	Proc & Prop Mgmt Sp	81084	N	0	0	A	UOH 900	Y
10/30/2009	Media Design & Prod	81583	N	0	49,392	A	UOH 900	Y
3/15/2010	IT Specialist	81874	N	75,000	95,028	A	UOH 900	Y
8/22/2010	IT Specialist	81892	N	75,000	86,664	A	UOH 900	Y
1/15/2010	Univ & Comm Rel Mgr	89269	Y	0	83,496	A	UOH 900	Y
7/1/2008	Assoc Dir HR	89310	Y	0	0	A	UOH 900	Y
12/30/2008	VP Administration	89446	Y	0	261,072	A	UOH 900	Y
8/16/2009	Private Secretary	900114	N	0	68,388	A	UOH 900	Y
7/1/2007	Bond System Controller	98963F	N	0	0	A	.50% FTE	Y
6/30/1995	Key Equip Oper I	15499	N	0	21,096	B	UOH 900	Y
12/18/2002	IT Specialist	81855	N	0	47,436	B	UOH 900	Y
7/1/2003	Research Support	80269	N	36,600	21,912	N	UOH 900	Y
12/30/1996	Academic Support	81302	N	44,728	0	N	UOH 900	Y

University of Hawaii
Personnel Separations

Table 12

<u>Separation Date</u>	<u>Prog ID</u>	<u>Org</u>	<u>Position Number</u>	<u>Perm/Temp</u>	<u>MOF</u>	<u>Position Title</u>	<u>Actual FTE</u>	<u>Actual Salary</u>	<u>BU Code</u>	<u>SR Level</u>
8-Jul-09	101	AB	14362	J1	A	SECRETARY II	1.00	3,290.00	3	SR14
1-Aug-09	101	AB	11893	J1	A	SECRETARY II	1.00	4,161.00	3	SR14
1-Aug-09	101	AB	78466	J1	A	INSTR & STUD SUPP	1.00	3,244.00	8	PBA
1-Aug-09	101	AB	82117	T1	A	GRADUATE ASSISTANT, 9-MO	0.50	2,593.00	57	GA09
1-Aug-09	101	AB	82119	T1	A	GRADUATE ASSISTANT, 9-MO	0.50	2,493.00	57	GA09
1-Aug-09	101	AB	82156	J1	A	PROFESSOR & CHAIR	1.00	9,361.64	7	15M11
1-Aug-09	101	AB	82245	J1	A	GRADUATE ASSISTANT, 9-MO	0.50	2,593.00	57	GA09
1-Aug-09	101	AB	82280	J1	A	ASST PROF, UHM, 9-MO	1.00	6,381.10	7	13M09
1-Aug-09	101	AB	82289	J1	A	ASST PROF, UHM, 9-MO	1.00	7,057.69	7	13M09
1-Aug-09	101	AB	82633	J1	A	ASSOC PROF, UHM, 9-MO	1.00	7,898.62	7	14M09
1-Aug-09	101	AB	83199	J1	A	ASSOC PROF & FAC DIRECTOR MHRM	1.00	11,153.89	7	14M11
1-Aug-09	101	AB	83236	J1	A	PROFESSOR, UHM, 9-MO	1.00	10,051.45	7	15M09
1-Aug-09	101	AB	83247	J1	A	INSTRUCTOR, UHM, 9-MO	1.00	3,685.39	7	12M09
1-Aug-09	101	AB	83478	J1	A	ASST PROF, UHM, 9-MO	1.00	6,012.50	7	13M09
1-Aug-09	101	AB	83506	J1	A	GRADUATE ASSISTANT, 9-MO	0.50	2,493.00	57	GA09
1-Aug-09	101	AB	83586	J1	A	ASST PROF, UHM, 11-MO	0.95	6,381.10	7	13M11
1-Aug-09	101	AB	84196	J1	A	ASST PROF, UHM, 9-MO	1.00	7,000.00	7	13M09
1-Aug-09	101	AB	84346	J1	A	ASSOC PROF, UHM, 9-MO	1.00	6,326.68	7	14M09
1-Aug-09	101	AB	84445	J1	A	PROFESSOR, UHM, 9-MO	0.00	6,981.20	7	15M09
1-Aug-09	101	AB	84505	J1	A	ASST PROF, UHM, 9-MO	1.00	6,103.48	7	13M09
1-Aug-09	101	AB	84861	J1	A	RESEARCHER, 11-MO	1.00	9,773.84	7	R5M11
1-Aug-09	101	AB	84880	J1	A	GRADUATE ASSISTANT, 9-MO	0.50	2,593.00	57	GA09
1-Aug-09	101	AB	84903	J1	A	ASST PROF, UHM, 9-MO	1.00	6,052.40	7	13M09
1-Aug-09	101	AB	85020	J1	A	GRADUATE ASSISTANT, 9-MO	0.25	2,593.00	57	GA09
1-Aug-09	101	AB	85024	J1	A	GRADUATE ASSISTANT, 9-MO	0.50	2,593.00	57	GA09
1-Aug-09	101	AB	85040	J1	A	GRADUATE ASSISTANT, 9-MO	0.50	2,804.00	57	GA09
1-Aug-09	101	AB	85079	J1	A	ASSOC SPECIALIST, UHM, 11-MO	1.00	7,144.52	7	S4M11
1-Aug-09	101	AB	85148	J1	A	GRADUATE ASSISTANT, 9-MO	0.50	2,593.00	57	GA09
1-Aug-09	101	AB	85158	J1	A	GRADUATE ASSISTANT, 9-MO	0.25	2,593.00	57	GA09
1-Aug-09	101	AB	85284	J1	A	PROFESSOR, UHM, 9-MO	1.00	8,053.45	7	15M09
1-Aug-09	101	AB	85420	J1	A	GRADUATE ASSISTANT, 9-MO	0.50	2,397.00	57	GA09
1-Aug-09	101	AB	85523	J1	A	GRADUATE ASSISTANT, 9-MO	0.50	2,593.00	57	GA09
1-Aug-09	101	AB	85605	J1	A	GRADUATE ASSISTANT, 9-MO	0.50	2,397.00	57	GA09
1-Aug-09	101	AB	85806	J1	A	ASST PROF, UHM, 9-MO	1.00	6,381.10	7	13M09
1-Aug-09	101	AB	85878	J1	A	ASST PROF, UHM, 9-MO	1.00	5,812.36	7	13M09
1-Aug-09	101	AB	85894	J1	A	ASSOC PROF, UHM, 9-MO	1.00	7,864.35	7	14M09
1-Aug-09	101	AB	88003	J1	A	GRADUATE ASSISTANT, 9-MO	0.50	2,493.00	57	GA09
1-Aug-09	101	AB	88006	J1	A	GRADUATE ASSISTANT, 9-MO	0.50	2,397.00	57	GA09
1-Aug-09	101	AB	88019	J1	A	GRADUATE ASSISTANT, 9-MO	0.50	2,696.00	57	GA09
1-Aug-09	101	AB	88025	J1	A	GRADUATE ASSISTANT, 9-MO	0.50	2,397.00	57	GA09
1-Aug-09	101	AB	88026	J1	A	GRADUATE ASSISTANT, 9-MO	0.50	2,493.00	57	GA09
1-Aug-09	101	AB	88033	J1	A	GRADUATE ASSISTANT, 9-MO	0.50	2,397.00	57	GA09
1-Aug-09	101	AB	88055	J1	A	GRADUATE ASSISTANT, 9-MO	0.50	2,593.00	57	GA09
1-Aug-09	101	AB	88060	J1	A	GRADUATE ASSISTANT, 9-MO	0.50	2,397.00	57	GA09
1-Aug-09	101	AB	88063	J1	A	GRADUATE ASSISTANT, 9-MO	0.50	2,593.00	57	GA09
1-Aug-09	101	AB	88065	J1	A	GRADUATE ASSISTANT, 9-MO	0.50	2,593.00	57	GA09
1-Aug-09	101	AB	88068	J1	A	GRADUATE ASSISTANT, 9-MO	0.50	2,593.00	57	GA09
1-Aug-09	101	AB	88076	J1	A	GRADUATE ASSISTANT, 9-MO	0.50	2,593.00	57	GA09
1-Aug-09	101	AB	88086	J1	A	GRADUATE ASSISTANT, 9-MO	0.50	2,397.00	57	GA09
1-Aug-09	101	AB	88090	J1	A	GRADUATE ASSISTANT, 9-MO	0.50	2,593.00	57	GA09
1-Aug-09	101	AB	88093	J1	A	GRADUATE ASSISTANT, 9-MO	0.50	2,493.00	57	GA09
1-Aug-09	101	AB	88103	J1	A	GRADUATE ASSISTANT, 9-MO	0.50	2,593.00	57	GA09
1-Aug-09	101	AB	88105	J1	A	GRADUATE ASSISTANT, 9-MO	0.50	2,804.00	57	GA09
1-Aug-09	101	AB	88106	J1	A	GRADUATE ASSISTANT, 9-MO	0.25	2,593.00	57	GA09
1-Aug-09	101	AB	88108	J1	A	GRADUATE ASSISTANT, 9-MO	0.50	2,493.00	57	GA09
1-Aug-09	101	AB	88127	J1	A	GRADUATE ASSISTANT, 9-MO	0.50	2,397.00	57	GA09
1-Aug-09	101	AB	88136	J1	A	GRADUATE ASSISTANT, 9-MO	0.50	2,493.00	57	GA09
1-Aug-09	101	AB	88140	J1	A	GRADUATE ASSISTANT, 9-MO	0.50	2,593.00	57	GA09
1-Aug-09	101	AB	88152	J1	A	GRADUATE ASSISTANT, 9-MO	0.50	2,493.00	57	GA09

University of Hawaii
Personnel Separations

Table 12

<u>Separation Date</u>	<u>Prog ID</u>	<u>Org</u>	<u>Position Number</u>	<u>Perm/Temp</u>	<u>MOF</u>	<u>Position Title</u>	<u>Actual FTE</u>	<u>Actual Salary</u>	<u>BU Code</u>	<u>SR Level</u>
1-Aug-09	101	AB	88158	J1	A	GRADUATE ASSISTANT, 9-MO	0.50	2,397.00	57	GA09
1-Aug-09	101	AB	88179	J1	A	GRADUATE ASSISTANT, 9-MO	0.50	2,397.00	57	GA09
1-Aug-09	101	AB	88183	J1	A	GRADUATE ASSISTANT, 9-MO	0.50	2,593.00	57	GA09
1-Aug-09	101	AB	88189	J1	A	GRADUATE ASSISTANT, 9-MO	0.50	2,593.00	57	GA09
1-Aug-09	101	AB	88195	J1	A	GRADUATE ASSISTANT, 9-MO	0.50	2,397.00	57	GA09
1-Aug-09	101	AB	88207	J1	A	GRADUATE ASSISTANT, 9-MO	0.50	2,493.00	57	GA09
1-Aug-09	101	AB	88208	J1	A	GRADUATE ASSISTANT, 9-MO	0.50	2,397.00	57	GA09
1-Aug-09	101	AB	88209	J1	A	GRADUATE ASSISTANT, 9-MO	0.50	2,397.00	57	GA09
1-Aug-09	101	AB	88211	J1	A	GRADUATE ASSISTANT, 9-MO	0.50	2,493.00	57	GA09
1-Aug-09	101	AB	88212	J1	A	GRADUATE ASSISTANT, 9-MO	0.50	2,397.00	57	GA09
1-Aug-09	101	AB	88217	J1	A	GRADUATE ASSISTANT, 9-MO	0.50	2,593.00	57	GA09
1-Aug-09	101	AB	88220	J1	A	GRADUATE ASSISTANT, 9-MO	0.50	2,593.00	57	GA09
1-Aug-09	101	AB	88226	J1	A	GRADUATE ASSISTANT, 9-MO	0.50	2,804.00	57	GA09
1-Aug-09	101	AB	88227	J1	A	GRADUATE ASSISTANT, 9-MO	0.50	2,493.00	57	GA09
1-Aug-09	101	AB	88233	J1	A	GRADUATE ASSISTANT, 9-MO	0.50	2,593.00	57	GA09
1-Aug-09	101	AB	88238	J1	A	GRADUATE ASSISTANT, 9-MO	0.50	2,593.00	57	GA09
1-Aug-09	101	AB	88242	J1	A	GRADUATE ASSISTANT, 9-MO	0.50	2,493.00	57	GA09
1-Aug-09	101	AB	88246	J1	A	GRADUATE ASSISTANT, 9-MO	0.50	2,493.00	57	GA09
1-Aug-09	101	AB	88252	J1	A	GRADUATE ASSISTANT, 9-MO	0.50	2,593.00	57	GA09
1-Aug-09	101	AB	88262	J1	A	GRADUATE ASSISTANT, 9-MO	0.50	2,397.00	57	GA09
1-Aug-09	101	AB	88265	J1	A	GRADUATE ASSISTANT, 9-MO	0.50	2,493.00	57	GA09
1-Aug-09	101	AB	88282	J1	A	GRADUATE ASSISTANT, 9-MO	0.50	2,397.00	57	GA09
1-Aug-09	101	AB	88311	J1	A	GRADUATE ASSISTANT	0.50	2,804.00	57	GA09
1-Aug-09	101	AB	88320	J1	A	GRADUATE ASSISTANT, 9-MO	0.50	2,593.00	57	GA09
1-Aug-09	101	AB	88323	J1	A	GRADUATE ASSISTANT, 9-MO	0.50	2,593.00	57	GA09
1-Aug-09	101	AB	88339	J1	A	GRADUATE ASSISTANT, 9-MO	0.50	3,411.00	57	GA09
1-Aug-09	101	AB	88374	J1	A	GRADUATE ASSISTANT, 9-MO	0.50	2,696.00	57	GA09
1-Aug-09	101	AB	88408	J1	A	GRADUATE ASSISTANT, 9-MO	0.50	2,593.00	57	GA09
1-Aug-09	101	AB	88410	J1	A	GRADUATE ASSISTANT, 9-MO	0.50	2,493.00	57	GA09
1-Aug-09	101	AB	88420	J1	A	GRADUATE ASSISTANT, 9-MO	0.50	2,593.00	57	GA09
1-Aug-09	101	AB	88441	J1	A	GRADUATE ASSISTANT, 9-MO	0.50	3,690.00	57	GA09
1-Aug-09	101	AB	88456	J1	A	GRADUATE ASSISTANT, 9-MO	0.50	2,493.00	57	GA09
1-Aug-09	101	AB	88461	J1	A	GRADUATE ASSISTANT, 9-MO	0.50	2,593.00	57	GA09
1-Aug-09	101	AB	88468	J1	A	GRADUATE ASSISTANT, 9-MO	0.50	2,593.00	57	GA09
1-Aug-09	101	AB	88469	J1	A	GRADUATE ASSISTANT, 9-MO	0.50	2,397.00	57	GA09
1-Aug-09	101	AB	88487	J1	A	GRADUATE ASSISTANT, 9-MO	0.50	2,696.00	57	GA09
1-Aug-09	101	AB	88498	J1	A	GRADUATE ASSISTANT, 9-MO	0.50	2,397.00	57	GA09
1-Aug-09	101	AB	88516	J1	A	GRADUATE ASSISTANT, 9-MO	0.50	2,804.00	57	GA09
1-Aug-09	101	AB	88522	J1	A	GRADUATE ASSISTANT, 9-MO	0.50	2,397.00	57	GA09
1-Aug-09	101	AB	88528	J1	A	GRADUATE ASSISTANT, 9-MO	0.50	2,493.00	57	GA09
1-Aug-09	101	AB	88533	J1	A	GRADUATE ASSISTANT, 9-MO	0.50	2,397.00	57	GA09
1-Aug-09	101	AB	88535	J1	A	GRADUATE ASSISTANT, 9-MO	0.50	2,493.00	57	GA09
1-Aug-09	101	AB	88543	J1	A	GRADUATE ASSISTANT, 9-MO	0.50	2,696.00	57	GA09
1-Aug-09	101	AB	88547	J1	A	GRADUATE ASSISTANT, 9-MO	0.50	2,593.00	57	GA09
1-Aug-09	101	AB	88556	J1	A	GRADUATE ASSISTANT, 9-MO	0.50	2,493.00	57	GA09
1-Aug-09	101	AB	88561	J1	A	GRADUATE ASSISTANT, 9-MO	0.50	2,493.00	57	GA09
1-Aug-09	101	AB	88569	J1	A	GRADUATE ASSISTANT, 9-MO	0.50	3,690.00	57	GA09
1-Aug-09	101	AB	88581	J1	A	GRADUATE ASSISTANT, 9-MO	0.50	2,593.00	57	GA09
1-Aug-09	101	AB	88588	J1	A	GRADUATE ASSISTANT, 9-MO	0.50	2,397.00	57	GA09
1-Aug-09	101	AB	88599	J1	A	GRADUATE ASSISTANT, 9-MO	0.50	2,593.00	57	GA09
1-Aug-09	101	AB	88609	J1	A	GRADUATE ASSISTANT, 9-MO	0.50	2,397.00	57	GA09
1-Aug-09	101	AB	88629	J1	A	GRADUATE ASSISTANT, 9-MO	0.50	2,493.00	57	GA09
1-Aug-09	101	AB	88630	J1	A	GRADUATE ASSISTANT, 9-MO	0.50	2,397.00	57	GA09
1-Aug-09	101	AB	88676	J1	A	GRADUATE ASSISTANT, 9-MO	0.50	2,593.00	57	GA09
1-Aug-09	101	AB	88681	J1	A	GRADUATE ASSISTANT, 9-MO	0.50	2,397.00	57	GA09
1-Aug-09	101	AB	0082123T	T1	A	GRADUATE ASSISTANT, 9-MO	0.50	2,493.00	57	GA09
1-Aug-09	101	AB	0082136T	T1	A	GRADUATE ASSISTANT, 9-MO	0.50	2,493.00	57	GA09
1-Aug-09	101	AB	0082973T	T1	A	VISITING ASST PROF	1.00	5,088.24	7	I3M09
1-Aug-09	101	AB	0083020T	T1	A	INSTRUCTOR, UHM, 9-MO	1.00	3,634.00	7	I2M09

University of Hawaii
Personnel Separations

Table 12

Separation Date	Prog ID	Org	Position Number	Perm/Temp	MOF	Position Title	Actual FTE	Actual Salary	BU Code	SR Level
1-Aug-09	101	AB	0083452T	T1	A	GRADUATE ASSISTANT, 9-MO	0.50	2,493.00	57	GA09
1-Aug-09	101	AB	0083844T	T1	A	GRADUATE ASSISTANT, 9-MO	0.50	2,804.00	57	GA09
1-Aug-09	101	AB	0083849T	T1	A	GRADUATE ASSISTANT, 9-MO	0.50	3,690.00	57	GA09
1-Aug-09	101	AB	0083855T	T1	A	GRADUATE ASSISTANT, 9-MO	0.50	2,593.00	57	GA09
1-Aug-09	101	AB	0086064T	T1	A	GRADUATE ASSISTANT, 9-MO	0.50	2,593.00	57	GA09
6-Aug-09	101	AB	82373	J1	A	INSTRUCTOR, UHM, 9-MO	1.00	4,839.60	7	I2M09
6-Aug-09	101	AB	85206	J1	A	INSTRUCTOR, UHM, 9-MO	1.00	4,729.62	7	I2M09
17-Aug-09	101	AB	83037	J1	A	ASSOC PROF, UHM 11-MO	1.00	8,857.19	7	I4M11
19-Aug-09	101	AB	50090	J1	A	SECRETARY II	1.00	2,813.00	3	SR14
1-Sep-09	101	AB	12467	J1	A	SECRETARY II	1.00	4,161.00	3	SR14
1-Sep-09	101	AB	82593	J1	A	ASST PROF, UHM, 9-MO	1.00	7,057.25	7	I3M09
1-Oct-09	101	AB	84631	J1	A	RESEARCHER, 11-MO	1.00	9,685.75	7	R5M11
8-Oct-09	101	AB	70043	J1	A	ASST PROF, UHM, 9-MO	1.00	6,351.98	7	I3M09
16-Oct-09	101	AB	84994	J1	A	ASSOC PROF, MED, 11-MO	0.05	12,646.06	67	M4M11
31-Oct-09	101	AB	78233	J1	A	INFORMATION TECHNOLOGY	1.00	5,219.00	8	PBB
1-Nov-09	101	AB	83495	J1	A	PROF, MED, 11-MO	1.00	25,376.15	7	M5M11
14-Nov-09	101	AB	78855	J1	A	INFORMATION TECHNOLOGY	1.00	5,545.00	8	PBB
1-Dec-09	101	AB	14356	J1	A	CLERK STENOGRAPHER II	1.00	3,420.00	3	SR09
1-Dec-09	101	AB	45199	J1	A	CHEMICAL STORES CLERK	1.00	2,058.00	3	SR09
16-Dec-09	101	AB	82333	J1	A	PROFESSOR, UHM, 9-MO	1.00	8,228.29	7	I5M09
21-Dec-09	101	AB	86203	J1	A	GRADUATE ASSISTANT, 11-MO	0.50	3,411.00	57	GA11
31-Dec-09	101	AB	33885	J1	A	SECRETARY II	1.00	3,043.00	3	SR14
31-Dec-09	101	AB	40126	J1	A	SECRETARY II	1.00	4,004.00	3	SR14
31-Dec-09	101	AB	80681	J1	A	INFO, EVENTS & PUBLICATIONS	1.00	6,362.00	8	PBB
31-Dec-09	101	AB	82182	J1	A	PROFESSOR, UHM, 11-MO	1.00	13,282.72	7	I5M11
31-Dec-09	101	AB	82208	J1	A	ASSOC PROF, UHM, 9-MO	1.00	7,467.53	7	I4M09
31-Dec-09	101	AB	82248	J1	A	ASSOC ANI SCI	1.00	9,313.38	7	R4M11
31-Dec-09	101	AB	82535	J1	A	PROFESSOR, UHM, 11-MO	1.00	12,814.23	7	I5M11
31-Dec-09	101	AB	82641	J1	A	PROFESSOR, UHM, 9-MO	1.00	11,388.80	7	I5M09
31-Dec-09	101	AB	83084	J1	A	ASSOC SPECIALIST, UHM, 11-MO	1.00	8,021.35	7	S4M11
31-Dec-09	101	AB	83232	J1	A	PROFESSOR, UHM, 9-MO	1.00	8,463.20	7	I5M09
31-Dec-09	101	AB	83484	J1	A	PROFESSOR, UHM, 9-MO	1.00	10,964.38	7	I5M09
31-Dec-09	101	AB	83625	J1	A	PROFESSOR & DIRECTOR	1.00	10,848.25	7	I5M11
31-Dec-09	101	AB	83650	J1	A	PROFESSOR, UHM, 9-MO	1.00	9,304.03	7	I5M09
31-Dec-09	101	AB	84067	J1	A	RESEARCHER, 11-MO	1.00	12,650.07	7	R5M11
31-Dec-09	101	AB	84219	J1	A	PROFESSOR, UHM, 9-MO	1.00	12,651.40	7	I5M09
31-Dec-09	101	AB	84390	J1	A	PROF, MED, 11-MO	1.00	14,744.19	7	M5M11
31-Dec-09	101	AB	84434	J1	A	PROFESSOR, UHM, 9-MO	1.00	9,793.86	7	I5M09
31-Dec-09	101	AB	85019	J1	A	PROFESSOR, UHM, 9-MO	1.00	9,321.87	7	I5M09
1-Jan-10	101	AB	80296	J1	A	ACADEMIC SUPPORT	1.00	3,883.00	8	PBA
1-Jan-10	101	AB	84568	J1	A	ASST PROF, UHM, 9-MO	1.00	5,365.74	7	I3M09
1-Jan-10	101	AB	86942	J1	A	GRADUATE ASSISTANT, 11-MO	0.50	3,411.00	57	GA11
1-Jan-10	101	AB	88382	J1	A	GRADUATE ASSISTANT, 9-MO	0.50	3,690.00	57	GA09
1-Jan-10	101	AB	88485	J1	A	GRADUATE ASSISTANT, 9-MO	0.50	2,397.00	57	GA09
1-Jan-10	101	AB	88517	J1	A	GRADUATE ASSISTANT, 9-MO	0.50	2,397.00	57	GA09
1-Jan-10	101	AB	88534	J1	A	GRADUATE ASSISTANT, 9-MO	0.50	2,593.00	57	GA09
1-Jan-10	101	AB	88620	J1	A	GRADUATE ASSISTANT, 9-MO	0.50	2,593.00	57	GA09
16-Jan-10	101	AB	81893	J1	A	FACILITIES PLANNING & DESIGN	1.00	4,828.00	8	PBB
23-Jan-10	101	AB	42682	J1	A	OFFICE ASSISTANT III	1.00	1,979.00	3	SR08
28-Jan-10	101	AB	45864	J1	A	SECRETARY II	1.00	2,499.00	3	SR14
1-Feb-10	101	AB	80358	J1	A	ACADEMIC SUPPORT	1.00	5,022.00	8	PBB
1-Feb-10	101	AB	82437	J1	A	PROFESSOR, UHM, 9-MO	1.00	7,895.95	67	I5M09
1-Feb-10	101	AB	83182	J1	A	ASSOC PROF, UHM, 9-MO	1.00	6,147.51	7	I4M09
1-Feb-10	101	AB	83831	J1	A	GRADUATE ASSISTANT, 9-MO	0.50	2,593.00	57	GA09
1-Feb-10	101	AB	83839	J1	A	PROFESSOR, UHM, 9-MO	1.00	7,715.78	67	I5M09
1-Feb-10	101	AB	84567	J1	A	PROFESSOR, UHM, 9-MO	1.00	7,430.14	67	I5M09
1-Feb-10	101	AB	84880	J1	A	GRADUATE ASSISTANT, 9-MO	0.50	2,593.00	57	GA09
1-Feb-10	101	AB	85195	J1	A	ASST PROF, UHM, 9-MO	1.00	5,291.67	7	I3M09
1-Feb-10	101	AB	85777	J1	A	GRADUATE ASSISTANT, 9-MO	0.50	2,397.00	57	GA09

University of Hawaii
Personnel Separations

Table 12

<u>Separation Date</u>	<u>Prog ID</u>	<u>Org</u>	<u>Position Number</u>	<u>Perm/Temp</u>	<u>MOF</u>	<u>Position Title</u>	<u>Actual FTE</u>	<u>Actual Salary</u>	<u>BU Code</u>	<u>SR Level</u>
1-Feb-10	101	AB	87111	J1	A	GRADUATE ASSISTANT, 9-MO	0.50	3,690.00	57	GA09
1-Feb-10	101	AB	88008	J1	A	GRADUATE ASSISTANT, 9-MO	0.50	2,593.00	57	GA09
1-Feb-10	101	AB	88053	J1	A	GRADUATE ASSISTANT, 9-MO	0.50	2,397.00	57	GA09
1-Feb-10	101	AB	88057	J1	A	GRADUATE ASSISTANT, 9-MO	0.50	2,593.00	57	GA09
1-Feb-10	101	AB	88070	J1	A	GRADUATE ASSISTANT, 9-MO	0.50	2,804.00	57	GA09
1-Feb-10	101	AB	88086	J1	A	GRADUATE ASSISTANT, 9-MO	0.50	2,397.00	57	GA09
1-Feb-10	101	AB	88118	J1	A	GRADUATE ASSISTANT, 9-MO	0.50	2,397.00	57	GA09
1-Feb-10	101	AB	88160	J1	A	GRADUATE ASSISTANT, 9-MO	0.50	3,690.00	57	GA09
1-Feb-10	101	AB	88162	J1	A	GRADUATE ASSISTANT, 9-MO	0.50	2,804.00	57	GA09
1-Feb-10	101	AB	88198	J1	A	GRADUATE ASSISTANT, 9-MO	0.50	2,593.00	57	GA09
1-Feb-10	101	AB	88209	J1	A	GRADUATE ASSISTANT, 9-MO	0.50	2,397.00	57	GA09
1-Feb-10	101	AB	88213	J1	A	GRADUATE ASSISTANT, 9-MO	0.50	2,696.00	57	GA09
1-Feb-10	101	AB	88246	J1	A	GRADUATE ASSISTANT, 9-MO	0.50	2,493.00	57	GA09
1-Feb-10	101	AB	88296	J1	A	GRADUATE ASSISTANT, 9-MO	0.50	2,397.00	57	GA09
1-Feb-10	101	AB	88302	J1	A	GRADUATE ASSISTANT, 9-MO	0.50	2,804.00	57	GA09
1-Feb-10	101	AB	88354	J1	A	GRADUATE ASSISTANT, 9-MO	0.50	2,593.00	57	GA09
1-Feb-10	101	AB	88395	J1	A	GRADUATE ASSISTANT, 9-MO	0.50	2,397.00	57	GA09
1-Feb-10	101	AB	88396	T1	A	GRADUATE ASSISTANT, 9-MO	0.50	3,690.00	57	GA09
1-Feb-10	101	AB	88401	J1	A	GRADUATE ASSISTANT, 9-MO	0.50	2,397.00	57	GA09
1-Feb-10	101	AB	88416	J1	A	GRADUATE ASSISTANT, 9-MO	0.50	2,593.00	57	GA09
1-Feb-10	101	AB	88475	J1	A	GRADUATE ASSISTANT, 9-MO	0.50	2,397.00	57	GA09
1-Feb-10	101	AB	88580	J1	A	GRADUATE ASSISTANT, 9-MO	0.50	2,593.00	57	GA09
1-Feb-10	101	AB	88594	J1	A	GRADUATE ASSISTANT, 9-MO	0.50	3,411.00	57	GA09
1-Feb-10	101	AB	88610	J1	A	GRADUATE ASSISTANT, 9-MO	0.50	2,397.00	57	GA09
1-Feb-10	101	AB	88628	J1	A	GRADUATE ASSISTANT, 9-MO	0.50	2,804.00	57	GA09
1-Feb-10	101	AB	0083020T	T1	A	INSTRUCTOR, UHM, 9-MO	1.00	3,500.00	7	I2M09
1-Feb-10	101	AB	0087056T	T1	A	GRADUATE ASSISTANT, 9-MO	0.50	2,593.00	57	GA09
9-Feb-10	101	AB	83900	J1	A	ASST PROF, UHM, 9-MO	1.00	6,250.00	7	I3M09
11-Feb-10	101	AB	88275	J1	A	GRADUATE ASSISTANT, 9-MO	0.50	2,804.00	57	GA09
18-Feb-10	101	AB	88079	J1	A	GRADUATE ASSISTANT, 9-MO	0.50	2,493.00	57	GA09
22-Feb-10	101	AB	88468	J1	A	GRADUATE ASSISTANT, 9-MO	0.50	2,593.00	57	GA09
13-Mar-10	101	AB	88060	J1	A	GRADUATE ASSISTANT, 9-MO	0.50	2,397.00	57	GA09
15-Mar-10	101	AB	88320	J1	A	GRADUATE ASSISTANT, 9-MO	0.50	2,397.00	57	GA09
19-Mar-10	101	AB	17384	J1	A	OFFICE ASSISTANT IV	1.00	2,702.00	3	SR10
16-May-10	101	AB	88208	J1	A	GRADUATE ASSISTANT, 9-MO	0.50	2,397.00	57	GA09
1-Jun-10	101	AB	82254	J1	A	PROFESSOR, UHM, 9-MO	1.00	10,856.27	7	I5M09
1-Jun-10	101	AB	82351	J1	A	PROFESSOR, UHM, 9-MO	1.00	10,518.59	7	I5M09
1-Jun-10	101	AB	82907	J1	A	PROFESSOR, UHM, 9-MO	1.00	8,010.74	7	I5M09
1-Jun-10	101	AB	82940	J1	A	PROFESSOR & DIRECTOR	1.00	8,180.25	7	I5M09
1-Jun-10	101	AB	82993	J1	A	PROFESSOR, UHM, 9-MO	1.00	7,935.99	7	I5M09
1-Jun-10	101	AB	83364	J1	A	ASSOC PROF, UHM, 9-MO	1.00	7,418.14	7	I4M09
1-Jun-10	101	AB	83396	J1	A	PROFESSOR, UHM, 9-MO	1.00	9,273.34	7	I5M09
1-Jun-10	101	AB	84286	J1	A	PROFESSOR, UHM, 9-MO	1.00	9,313.38	7	I5M09
1-Jun-10	101	AB	84388	J1	A	ASST PROF, UHM, 9-MO	1.00	5,210.22	7	I3M09
1-Jun-10	101	AB	84389	J1	A	PROFESSOR, UHM, 9-MO	1.00	12,173.59	7	I5M09
1-Jun-10	101	AB	84407	J1	A	PROFESSOR	1.00	9,272.01	7	I5M09
7-Jun-10	101	AB	88060	J1	A	GRADUATE ASSISTANT, 9-MO	0.50	2,397.00	57	GA09
21-Jun-10	101	AB	88320	J1	A	GRADUATE ASSISTANT, 9-MO	0.50	2,593.00	57	GA09
1-Jul-10	101	AB	82434	J1	A	PROFESSOR, UHM, 11-MO	0.50	11,713.13	7	I5M11
1-Jul-10	101	AB	82457	J1	A	ASSOC PROF, UHM 11-MO	1.00	6,892.28	7	I4M11
1-Jul-10	101	AB	82532	J1	A	PROFESSOR, UHM, 9-MO	1.00	8,001.39	7	I5M09
1-Jul-10	101	AB	83454	J1	A	PROFESSOR, UHM, 11-MO	1.00	9,787.18	7	I5M11
1-Jul-10	101	AB	84247	J1	A	ASSOC PROF, UHM, 9-MO	0.50	7,789.20	7	I4M09
1-Jul-10	101	AB	84880	J1	A	GRADUATE ASSISTANT, 9-MO	0.50	2,593.00	57	GA09
1-Jul-10	101	AB	85052	J1	A	GRADUATE ASSISTANT, 9-MO	0.50	2,696.00	57	GA09
1-Jul-10	101	AB	85456	J1	A	ASSOC PROF, MED, 11-MO	1.00	13,138.57	7	M4M11
1-Jul-10	101	AB	85646	J1	A	GRADUATE ASSISTANT, 11-MO	0.50	2,916.00	57	GA11
1-Jul-10	101	AB	86084	J1	A	PROFESSOR, UHM, 11-MO	1.00	8,311.04	7	I5M11
1-Jul-10	101	AB	86942	J1	A	GRADUATE ASSISTANT, 11-MO	0.50	3,411.00	57	GA11

University of Hawaii
Personnel Separations

Table 12

Separation Date	Prog ID	Org	Position Number	Perm/Temp	MOF	Position Title	Actual FTE	Actual Salary	BU Code	SR Level
1-Jul-10	101	AB	87235	J1	A	PROF, MED, 11-MO	1.00	13,563.00	7	M5M11
1-Jul-10	101	AB	88008	J1	A	GRADUATE ASSISTANT, 9-MO	0.50	2,397.00	57	GA09
1-Jul-10	101	AB	88021	J1	A	GRADUATE ASSISTANT, 9-MO	0.50	2,804.00	57	GA09
1-Jul-10	101	AB	88181	J1	A	GRADUATE ASSISTANT, 11-MO	0.50	2,804.00	57	GA11
1-Jul-10	101	AB	88198	J1	A	GRADUATE ASSISTANT, 9-MO	0.50	2,593.00	57	GA09
1-Jul-10	101	AB	88273	J1	A	GRADUATE ASSISTANT, 9-MO	0.50	2,593.00	57	GA09
1-Jul-10	101	AB	88347	J1	A	GRADUATE ASSISTANT, 9-MO	0.50	2,397.00	57	GA09
1-Jul-10	101	AB	88361	J1	A	GRADUATE ASSISTANT, 11-MO	0.50	2,804.00	57	GA11
1-Jul-10	101	AB	88362	J1	A	GRADUATE ASSISTANT, 9-MO	0.50	2,397.00	57	GA09
1-Jul-10	101	AB	88401	J1	A	GRADUATE ASSISTANT, 9-MO	0.50	2,397.00	57	GA09
1-Jul-10	101	AB	88443	J1	A	GRADUATE ASSISTANT, 9-MO	0.50	3,411.00	57	GA09
1-Jul-10	101	AB	88517	J1	A	GRADUATE ASSISTANT, 9-MO	0.50	2,593.00	57	GA09
1-Jul-10	101	AB	88537	J1	A	GRADUATE ASSISTANT, 9-MO	0.50	2,397.00	57	GA09
1-Jul-10	101	AB	88594	J1	A	GRADUATE ASSISTANT, 9-MO	0.50	3,411.00	57	GA09
1-Jul-10	101	AB	88630	J1	A	GRADUATE ASSISTANT, 11-MO	0.50	2,804.00	57	GA11
1-Jul-10	101	AB	88631	J1	A	GRADUATE ASSISTANT, 9-MO	0.50	2,593.00	57	GA09
1-Jul-10	101	AB	0070095T	T1	P	ASST PROF, UHM, 11-MO	1.00	5,986.00	7	I3M11
1-Jul-10	101	AB	0084453T	T1	A	GRADUATE ASSISTANT, 9-MO	0.50	2,804.00	57	GA09
1-Jul-10	101	AB	0084793T	T1	A	GRADUATE ASSISTANT, 9-MO	0.50	2,593.00	57	GA09
1-Jul-10	101	AB	0087056T	T1	A	GRADUATE ASSISTANT, 9-MO	0.50	2,593.00	57	GA09
7-Jul-10	101	AB	87235	J1	A	PROF, MED, 11-MO	1.00	12,743.00	7	M5M11
10-Jul-10	101	AB	88296	J1	A	GRADUATE ASSISTANT, 9-MO	0.50	2,397.00	57	GA09
31-Jul-10	101	AB	41019	J1	A	SECRETARY I	0.50	3,656.00	3	SR12
31-Jul-10	101	AB	88410	J1	A	GRADUATE ASSISTANT, 11-MO	0.50	2,804.00	57	GA11
1-Aug-10	101	AB	82045	J1	A	ASST PROF, UHM, 9-MO	1.00	7,058.25	7	I3M09
1-Aug-10	101	AB	82051	J1	A	PROFESSOR, UHM, 9-MO	1.00	10,051.45	7	I5M09
1-Aug-10	101	AB	82105	J1	A	PROFESSOR, UHM, 9-MO	1.00	8,966.37	7	I5M09
1-Aug-10	101	AB	82189	J1	A	GRADUATE ASSISTANT, 9-MO	0.50	2,493.00	57	GA09
1-Aug-10	101	AB	82288	J1	A	ASST PROF, UHM, 9-MO	1.00	5,928.52	7	I3M09
1-Aug-10	101	AB	82456	J1	A	PROFESSOR, UHM, 9-MO	1.00	11,891.97	7	I5M09
1-Aug-10	101	AB	82459	J1	A	ASST PROF, UHM, 9-MO	1.00	5,208.34	7	I3M09
1-Aug-10	101	AB	82533	J1	A	ASST PROF, UHM, 9-MO	1.00	5,500.00	7	I3M09
1-Aug-10	101	AB	82589	J1	A	INSTRUCTOR, UHM, 9-MO	0.50	4,042.40	7	I2M09
1-Aug-10	101	AB	82590	J1	A	GRADUATE ASSISTANT, 9-MO	0.50	2,493.00	57	GA09
1-Aug-10	101	AB	82619	J1	A	ASSOC PROF, UHM, 9-MO	0.50	7,144.52	7	I4M09
1-Aug-10	101	AB	82640	J1	A	PROFESSOR, UHM, 11-MO	1.00	8,966.37	7	I5M11
1-Aug-10	101	AB	82779	J1	A	PROFESSOR, UHM, 9-MO	1.00	7,603.15	7	I5M09
1-Aug-10	101	AB	82856	J1	A	ASST PROF, UHM, 9-MO	1.00	5,827.50	7	I3M09
1-Aug-10	101	AB	83026	J1	A	PROFESSOR, UHM, 9-MO	1.00	9,664.40	7	I5M09
1-Aug-10	101	AB	83135	J1	A	PROFESSOR, UHM, 9-MO	1.00	9,398.80	7	I5M09
1-Aug-10	101	AB	83231	J1	A	GRADUATE ASSISTANT, 9-MO	0.50	2,493.00	57	GA09
1-Aug-10	101	AB	83275	J1	A	GRADUATE ASSISTANT, 9-MO	0.50	2,397.00	57	GA09
1-Aug-10	101	AB	83366	J1	A	GRADUATE ASSISTANT, 9-MO	0.50	2,397.00	57	GA09
1-Aug-10	101	AB	83372	J1	A	ASST PROF, UHM, 9-MO	0.50	6,625.35	7	I3M09
1-Aug-10	101	AB	83392	J1	A	JR SPECIALIST, UHM, 11-MO	1.00	4,335.00	7	S2M11
1-Aug-10	101	AB	83434	J1	A	ASST PROF, UHM, 9-MO	1.00	13,875.00	7	I3M09
1-Aug-10	101	AB	83595	J1	A	PROFESSOR, UHM, 9-MO	1.00	9,899.30	7	I5M09
1-Aug-10	101	AB	83626	J1	A	ASSOC PROF & DIR, UHM, 11-MO	1.00	10,097.14	7	I4M11
1-Aug-10	101	AB	83666	J1	A	ASSOC PROF, UHM, 9-MO	1.00	7,180.57	7	I4M09
1-Aug-10	101	AB	83762	J1	A	ASST PROF, UHM, 9-MO	1.00	6,845.37	7	I3M09
1-Aug-10	101	AB	83905	J1	A	GRADUATE ASSISTANT, 9-MO	0.50	2,593.00	57	GA09
1-Aug-10	101	AB	83992	J1	A	ASSOC PROF, UHM, 9-MO	1.00	7,144.52	7	I4M09
1-Aug-10	101	AB	84336	J1	A	ASSOC PROF, UHM, 9-MO	1.00	6,880.26	7	I4M09
1-Aug-10	101	AB	84519	J1	A	PROFESSOR, UHM, 9-MO	1.00	8,001.39	7	I5M09
1-Aug-10	101	AB	84635	J1	A	PROFESSOR, UHM, 9-MO	1.00	8,966.37	7	I5M09
1-Aug-10	101	AB	84962	J1	A	PROFESSOR & DIRECTOR	0.50	8,114.00	7	I5M11
1-Aug-10	101	AB	85018	J1	A	ASSOC PROF, UHM, 9-MO	1.00	6,860.13	7	I4M09
1-Aug-10	101	AB	85028	J1	A	GRADUATE ASSISTANT, 9-MO	0.50	3,280.00	57	GA09
1-Aug-10	101	AB	85291	J1	A	GRADUATE ASSISTANT, 9-MO	0.50	2,493.00	57	GA09

University of Hawaii
Personnel Separations

Table 12

<u>Separation Date</u>	<u>Prog ID</u>	<u>Org</u>	<u>Position Number</u>	<u>Perm/Temp</u>	<u>MOF</u>	<u>Position Title</u>	<u>Actual FTE</u>	<u>Actual Salary</u>	<u>BU Code</u>	<u>SR Level</u>
1-Aug-10	101	AB	85357	J1	A	ASST PROF, UHM, 9-MO	1.00	7,561.88	7	I3M09
1-Aug-10	101	AB	85488	J1	A	ASST PROF, UHM, 9-MO	1.00	6,587.00	7	I3M09
1-Aug-10	101	AB	85668	J1	A	PROF, MED, 11-MO	0.25	12,169.59	7	M5M11
1-Aug-10	101	AB	85824	J1	A	ASST PROF, UHM, 9-MO	1.00	7,198.91	7	I3M09
1-Aug-10	101	AB	85880	J1	A	PROFESSOR, UHM, 11-MO	1.00	10,264.00	7	I5M11
1-Aug-10	101	AB	85898	J1	A	ACTING ASST PROF, UHM, 9-MO	1.00	5,916.41	7	I3M09
1-Aug-10	101	AB	86456	J1	A	PROFESSOR, UHM, 9-MO	1.00	8,948.00	7	I5M09
1-Aug-10	101	AB	86467	J1	A	GRADUATE ASSISTANT, 9-MO	0.50	2,593.00	57	GA09
1-Aug-10	101	AB	87431	J1	A	PROFESSOR & DIRECTOR	0.50	8,114.00	7	I5M11
1-Aug-10	101	AB	88002	J1	A	GRADUATE ASSISTANT, 9-MO	0.50	2,493.00	57	GA09
1-Aug-10	101	AB	88003	J1	A	GRADUATE ASSISTANT, 9-MO	0.50	2,397.00	57	GA09
1-Aug-10	101	AB	88028	J1	A	GRADUATE ASSISTANT, 9-MO	0.50	2,397.00	57	GA09
1-Aug-10	101	AB	88046	J1	A	GRADUATE ASSISTANT, 9-MO	0.50	2,593.00	57	GA09
1-Aug-10	101	AB	88061	J1	A	GRADUATE ASSISTANT, 9-MO	0.50	2,593.00	57	GA09
1-Aug-10	101	AB	88073	J1	A	GRADUATE ASSISTANT, 9-MO	0.50	2,804.00	57	GA09
1-Aug-10	101	AB	88080	J1	A	GRADUATE ASSISTANT, 9-MO	0.50	2,493.00	57	GA09
1-Aug-10	101	AB	88084	J1	A	GRADUATE ASSISTANT, 9-MO	0.50	2,493.00	57	GA09
1-Aug-10	101	AB	88087	J1	A	ASST PROF, UHM, 9-MO	1.00	12,703.95	7	I3M09
1-Aug-10	101	AB	88093	J1	A	GRADUATE ASSISTANT, 9-MO	0.50	2,397.00	57	GA09
1-Aug-10	101	AB	88100	J1	A	GRADUATE ASSISTANT, 9-MO	0.50	2,593.00	57	GA09
1-Aug-10	101	AB	88110	J1	A	GRADUATE ASSISTANT, 9-MO	0.50	2,397.00	57	GA09
1-Aug-10	101	AB	88124	J1	A	GRADUATE ASSISTANT, 9-MO	0.50	2,397.00	57	GA09
1-Aug-10	101	AB	88142	J1	A	GRADUATE ASSISTANT, 9-MO	0.50	2,593.00	57	GA09
1-Aug-10	101	AB	88148	J1	A	GRADUATE ASSISTANT, 9-MO	0.50	2,593.00	57	GA09
1-Aug-10	101	AB	88170	J1	A	PROFESSOR, UHM, 11-MO	1.00	10,051.45	7	I5M11
1-Aug-10	101	AB	88179	J1	A	GRADUATE ASSISTANT, 9-MO	0.50	2,397.00	57	GA09
1-Aug-10	101	AB	88182	J1	A	GRADUATE ASSISTANT, 9-MO	0.50	2,593.00	57	GA09
1-Aug-10	101	AB	88193	J1	A	GRADUATE ASSISTANT, 9-MO	0.50	2,397.00	57	GA09
1-Aug-10	101	AB	88201	J1	A	GRADUATE ASSISTANT, 9-MO	0.50	2,397.00	57	GA09
1-Aug-10	101	AB	88207	J1	A	GRADUATE ASSISTANT, 9-MO	0.50	2,397.00	57	GA09
1-Aug-10	101	AB	88212	J1	A	GRADUATE ASSISTANT, 9-MO	0.50	2,397.00	57	GA09
1-Aug-10	101	AB	88225	J1	A	GRADUATE ASSISTANT, 9-MO	0.50	2,397.00	57	GA09
1-Aug-10	101	AB	88237	J1	A	GRADUATE ASSISTANT, 9-MO	0.50	2,593.00	57	GA09
1-Aug-10	101	AB	88242	J1	A	GRADUATE ASSISTANT, 9-MO	0.50	2,397.00	57	GA09
1-Aug-10	101	AB	88250	J1	A	GRADUATE ASSISTANT, 9-MO	0.50	2,397.00	57	GA09
1-Aug-10	101	AB	88253	J1	A	GRADUATE ASSISTANT, 9-MO	0.50	2,593.00	57	GA09
1-Aug-10	101	AB	88262	J1	A	GRADUATE ASSISTANT, 9-MO	0.50	2,397.00	57	GA09
1-Aug-10	101	AB	88263	J1	A	GRADUATE ASSISTANT, 9-MO	0.50	2,397.00	57	GA09
1-Aug-10	101	AB	88268	J1	A	GRADUATE ASSISTANT, 9-MO	0.50	2,593.00	57	GA09
1-Aug-10	101	AB	88297	J1	A	GRADUATE ASSISTANT, 9-MO	0.50	2,593.00	57	GA09
1-Aug-10	101	AB	88302	J1	A	GRADUATE ASSISTANT, 9-MO	0.50	2,804.00	57	GA09
1-Aug-10	101	AB	88309	J1	A	GRADUATE ASSISTANT, 9-MO	0.50	2,916.00	57	GA09
1-Aug-10	101	AB	88312	J1	A	GRADUATE ASSISTANT, 9-MO	0.50	2,804.00	57	GA09
1-Aug-10	101	AB	88321	J1	A	GRADUATE ASSISTANT, 9-MO	0.50	2,593.00	57	GA09
1-Aug-10	101	AB	88324	J1	A	GRADUATE ASSISTANT, 9-MO	0.50	2,593.00	57	GA09
1-Aug-10	101	AB	88329	J1	A	GRADUATE ASSISTANT, 9-MO	0.50	2,593.00	57	GA09
1-Aug-10	101	AB	88342	J1	A	GRADUATE ASSISTANT, 9-MO	0.50	2,593.00	57	GA09
1-Aug-10	101	AB	88367	J1	A	GRADUATE ASSISTANT, 9-MO	0.50	2,593.00	57	GA09
1-Aug-10	101	AB	88380	J1	A	GRADUATE ASSISTANT, 9-MO	0.50	2,397.00	57	GA09
1-Aug-10	101	AB	88385	J1	A	GRADUATE ASSISTANT, 9-MO	0.50	2,593.00	57	GA09
1-Aug-10	101	AB	88388	J1	A	GRADUATE ASSISTANT, 9-MO	0.50	2,593.00	57	GA09
1-Aug-10	101	AB	88407	J1	A	GRADUATE ASSISTANT, 9-MO	0.50	2,593.00	57	GA09
1-Aug-10	101	AB	88421	J1	A	GRADUATE ASSISTANT, 9-MO	0.50	2,493.00	57	GA09
1-Aug-10	101	AB	88440	J1	A	GRADUATE ASSISTANT, 9-MO	0.50	2,397.00	57	GA09
1-Aug-10	101	AB	88445	J1	A	GRADUATE ASSISTANT, 9-MO	0.50	2,493.00	57	GA09
1-Aug-10	101	AB	88446	J1	A	GRADUATE ASSISTANT, 9-MO	0.50	2,397.00	57	GA09
1-Aug-10	101	AB	88456	J1	A	GRADUATE ASSISTANT, 9-MO	0.50	2,397.00	57	GA09
1-Aug-10	101	AB	88487	J1	A	GRADUATE ASSISTANT, 9-MO	0.50	2,593.00	57	GA09
1-Aug-10	101	AB	88497	J1	A	GRADUATE ASSISTANT, 9-MO	0.50	2,593.00	57	GA09

University of Hawaii
Personnel Separations

Table 12

<u>Separation Date</u>	<u>Prog ID</u>	<u>Org</u>	<u>Position Number</u>	<u>Perm/Temp</u>	<u>MOF</u>	<u>Position Title</u>	<u>Actual FTE</u>	<u>Actual Salary</u>	<u>BU Code</u>	<u>SR Level</u>
1-Aug-10	101	AB	88502	J1	A	GRADUATE ASSISTANT, 9-MO	0.50	2,397.00	57	GA09
1-Aug-10	101	AB	88515	J1	A	GRADUATE ASSISTANT, 9-MO	0.50	2,397.00	57	GA09
1-Aug-10	101	AB	88520	J1	A	GRADUATE ASSISTANT, 9-MO	0.50	2,593.00	57	GA09
1-Aug-10	101	AB	88523	J1	A	GRADUATE ASSISTANT, 9-MO	0.50	2,804.00	57	GA09
1-Aug-10	101	AB	88529	J1	A	GRADUATE ASSISTANT, 9-MO	0.50	2,397.00	57	GA09
1-Aug-10	101	AB	88553	J1	A	GRADUATE ASSISTANT, 9-MO	0.50	2,493.00	57	GA09
1-Aug-10	101	AB	88567	J1	A	GRADUATE ASSISTANT, 9-MO	0.50	2,593.00	57	GA09
1-Aug-10	101	AB	88597	J1	A	GRADUATE ASSISTANT, 9-MO	0.50	2,493.00	57	GA09
1-Aug-10	101	AB	88600	J1	A	GRADUATE ASSISTANT, 9-MO	0.50	2,397.00	57	GA09
1-Aug-10	101	AB	88603	J1	A	GRADUATE ASSISTANT, 9-MO	0.50	2,493.00	57	GA09
1-Aug-10	101	AB	88616	J1	A	GRADUATE ASSISTANT, 9-MO	0.50	2,593.00	57	GA09
1-Aug-10	101	AB	88629	J1	A	GRADUATE ASSISTANT, 9-MO	0.50	2,593.00	57	GA09
1-Aug-10	101	AB	88650	J1	A	GRADUATE ASSISTANT, 9-MO	0.50	2,804.00	57	GA09
1-Aug-10	101	AB	88676	J1	A	GRADUATE ASSISTANT, 9-MO	0.50	2,593.00	57	GA09
1-Aug-10	101	AB	88969	J1	B	GRADUATE ASSISTANT, 9-MO	0.50	2,397.00	57	GA09
1-Aug-10	101	AB	0082119T	T1	A	GRADUATE ASSISTANT, 9-MO	0.50	2,397.00	57	GA09
1-Aug-10	101	AB	0082132T	T1	A	GRADUATE ASSISTANT, 9-MO	0.50	2,696.00	57	GA09
1-Aug-10	101	AB	0082180T	T1	A	GRADUATE ASSISTANT, 9-MO	0.50	2,593.00	57	GA09
1-Aug-10	101	AB	0083446T	T1	A	GRADUATE ASSISTANT, 9-MO	0.50	2,397.00	57	GA09
1-Aug-10	101	AB	0083456T	T1	A	GRADUATE ASSISTANT, 9-MO	0.50	2,493.00	57	GA09
1-Aug-10	101	AB	0083844T	T1	A	GRADUATE ASSISTANT, 9-MO	0.50	2,804.00	57	GA09
1-Aug-10	101	AB	0084873T	T1	A	GRADUATE ASSISTANT, 9-MO	0.50	2,593.00	57	GA09
1-Aug-10	101	AB	0084877T	T1	A	GRADUATE ASSISTANT, 9-MO	0.50	2,397.00	57	GA09
1-Aug-10	101	AB	0088400T	T1	A	GRADUATE ASSISTANT, 9-MO	0.50	3,411.00	57	GA09
4-Aug-10	101	AB	87434	J1	A	ASST PROF, UHM, 9-MO	1.00	6,060.00	7	I3M09
11-Aug-10	101	AB	88563	J1	A	GRADUATE ASSISTANT, 9-MO	0.50	2,593.00	57	GA09
22-Aug-10	101	AB	88468	J1	A	GRADUATE ASSISTANT, 9-MO	0.50	2,593.00	57	GA09
1-Sep-10	101	AB	83251	J1	A	PROFESSOR	1.00	9,675.07	7	I5M09
8-Sep-10	101	AB	0070162T	T1	A	JR SPECIALIST, UHM, 11-MO	1.00	7,428.12	7	S2M11
16-Sep-10	101	AB	83077	J1	A	PROF, MED, 11-MO	0.05	13,243.00	67	M5M11
1-Oct-10	101	AB	18580	J1	A	OFFICE ASSISTANT III	1.00	2,378.00	3	SR08
1-Oct-10	101	AB	83124	J1	A	PROFESSOR, UHM, 11-MO	1.00	9,537.61	7	I5M11
1-Oct-10	101	AB	83468	J1	A	PROFESSOR, UHM, 11-MO	1.00	11,272.68	7	I5M11
1-Oct-10	101	AB	85707	J1	A	PROF, MED, 11-MO	0.50	14,337.50	7	M5M11
2-Oct-10	101	AB	13938	J1	A	OFFICE ASSISTANT III	1.00	2,283.00	3	SR08
30-Oct-10	101	AB	41558	J1	A	SECRETARY I	1.00	3,379.00	3	SR12
1-Aug-09	102	AH	82291	J1	A	ASST PROF, UHM, 9-MO	1.00	6,600.82	7	I3M09
1-Aug-09	102	AH	83690	J1	A	ASST PROF, UHM, 9-MO	1.00	6,081.79	7	I3M09
1-Aug-09	102	AH	88438	J1	A	GRADUATE ASSISTANT, 9-MO	0.50	2,397.00	57	GA09
15-Aug-09	102	AH	89465	J1	A	ASSOC DIR RESEARCH INSTITUTE	1.00	16,716.00	87	14
25-Aug-09	102	AH	900438	J1	A	BUILDING MAINTENANCE WORKER I	1.00	3,712.00	1	BC09
1-Sep-09	102	AH	14164	J1	A	SECRETARY II	1.00	4,161.00	3	SR14
1-Sep-09	102	AH	89022	J1	A	IER DIR OF ADMIN SVCS, CTAHR	0.40	10,362.00	68	13
16-Sep-09	102	AH	83142	J1	N	HORTICULTURIST	1.00	8,975.70	7	R5M11
20-Sep-09	102	AH	84608	J1	A	PROFESSOR, UHM, 11-MO	1.00	9,649.72	7	I5M11
1-Oct-09	102	AH	86034	J1	N	IER RESEARCHER, 11-MO	0.40	8,966.37	67	R5M11
10-Oct-09	102	AH	80751	J1	A	RESEARCH SUPPORT	1.00	5,877.00	8	PBB
31-Oct-09	102	AH	443	J1	A	BULLDOZER OPERATOR II	1.00	3,853.00	1	BC10
1-Dec-09	102	AH	13848	J1	A	ACCOUNT CLERK IV	1.00	3,557.00	3	SR13
1-Dec-09	102	AH	81677	J1	A	INSTITUTIONAL SUPPORT	1.00	6,751.00	8	PBB
1-Dec-09	102	AH	86351	J1	A	GEOPHYSICIST	1.00	14,498.60	7	R5M11
31-Dec-09	102	AH	395	J1	A	AGRICULTURAL RESEARCH TECH V	1.00	4,161.00	3	SR16
31-Dec-09	102	AH	81362	J1	A	ACADEMIC SUPPORT	1.00	6,751.00	8	PBB
31-Dec-09	102	AH	84500	J1	A	ASSOC RESEARCHER, 11-MO	1.00	8,333.74	7	R4M11
31-Dec-09	102	AH	88654	J1	A	RESEARCHER, 11-MO	1.00	10,872.28	7	R5M11
31-Dec-09	102	AH	89153	J1	A	ASST VICE CHANCELLOR, UHM	1.00	10,362.00	87	13
1-Jan-10	102	AH	82715	J1	A	RESEARCHER, 11-MO	1.00	10,054.56	7	R5M11
1-Jan-10	102	AH	84330	J1	A	IER APPOINTMENT	0.40	6,880.26	67	R3M11
1-Jan-10	102	AH	87437	J1	A	RESEARCHER, 11-MO	0.50	13,372.68	7	R5M11

University of Hawaii
Personnel Separations

Table 12

Separation Date	Prog ID	Org	Position Number	Perm/Temp	MOF	Position Title	Actual FTE	Actual Salary	BU Code	SR Level
1-Feb-10	102	AH	88185	J1	A	ASSOC RESEARCHER, 11-MO	1.00	9,775.54	7	R4M11
1-Feb-10	102	AH	88457	J1	A	GRADUATE ASSISTANT, 11-MO	0.50	3,280.00	57	GA11
1-Mar-10	102	AH	80397	J1	A	RESEARCH SUPPORT	1.00	5,769.00	8	PBB
10-Apr-10	102	AH	78738	J1	A	INSTR & STUD SUPP	1.00	2,884.00	8	PBA
1-May-10	102	AH	80738	J1	A	FACILITIES PLANNING & DESIGN	0.50	7,032.00	8	PBC
3-May-10	102	AH	80090	J1	A	INSTITUTIONAL SUPPORT	1.00	6,002.00	8	PBB
1-Jun-10	102	AH	12881	J1	A	SECRETARY III	1.00	4,163.00	3	SR16
1-Jun-10	102	AH	80472	J1	A	INSTR & STUD SUPP	1.00	6,123.00	8	PBB
16-Jun-10	102	AH	80401	J1	A	INSTITUTIONAL SUPPORT	1.00	3,517.00	8	PBB
1-Jul-10	102	AH	84120	J1	A	RESEARCHER, 11-MO	1.00	11,713.13	7	R5M11
1-Jul-10	102	AH	88642	J1	A	GRADUATE ASSISTANT, 11-MO	0.50	3,280.00	57	GA11
1-Jul-10	102	AH	0086162T	J1	A	PROFESSOR, UHM, 11-MO	0.50	11,713.13	7	I5M11
31-Jul-10	102	AH	436	J1	A	AGRICULTURAL RESEARCH TECH IV	1.00	3,516.00	3	SR14
31-Jul-10	102	AH	88303	J1	A	GRADUATE ASSISTANT, 11-MO	0.50	2,804.00	57	GA11
31-Jul-10	102	AH	88643	J1	A	GRADUATE ASSISTANT, 11-MO	0.50	2,804.00	57	GA11
1-Aug-10	102	AH	88088	J1	A	GRADUATE ASSISTANT, 9-MO	0.50	2,397.00	57	GA09
1-Aug-10	102	AH	88702	J1	A	SPECIALIST, UHM, 11-MO	0.60	13,679.00	7	S5M11
20-Aug-10	102	AH	77795	J1	A	INSTITUTIONAL SUPPORT	1.00	3,336.00	8	PBA
1-Sep-10	102	AH	81584	J1	A	RESEARCH SUPPORT	1.00	4,582.00	8	PBB
1-Sep-10	102	AH	82387	J1	A	ASST PROF, UHM, 11-MO	1.00	6,191.00	7	I3M11
1-Sep-10	102	AH	82696	J1	A	PROFESSOR, UHM, 11-MO	1.00	13,659.08	7	I5M11
7-Sep-10	102	AH	14758	J1	A	OFFICE ASSISTANT III	1.00	2,378.00	3	SR08
9-Sep-10	102	AH	78035	J1	A	BOTANIC GARDENER	1.00	3,541.00	8	PBA
1-Oct-10	102	AH	13530	J1	A	AGRICULTURAL RESEARCH TECH VI	1.00	4,627.00	4	SR18
1-Oct-10	102	AH	78721	J1	A	ACADEMIC SUPPORT	1.00	5,695.00	8	PBB
1-Oct-10	102	AH	81317	J1	W	INSTITUTIONAL SUPPORT	1.00	8,462.00	8	PBD
1-Oct-10	102	AH	81391	J1	A	INFO, EVENTS & PUBLICATIONS	1.00	4,582.00	8	PBB
19-Oct-10	102	AH	400	J1	A	SECRETARY II	1.00	2,672.00	3	SR14
1-Dec-10	102	AH	80904	J1	A	FACILITIES PLANNING & DESIGN	0.50	8,539.60	8	PBB
19-Sep-09	103	AC	81443	J1	B	ACADEMIC SUPPORT	1.00	3,244.00	8	PBA
1-Dec-09	103	AC	89069	J1	A	ASSOC DEAN ACAD AFFRS & SPEC	1.00	13,530.00	87	14
31-Dec-09	103	AC	797	J1	A	OFFICE ASSISTANT IV	1.00	3,557.00	3	SR10
31-Dec-09	103	AC	82181	J1	A	COUNTY EXTENSION AGENT, 11-MO	1.00	8,966.37	7	A5M11
31-Dec-09	103	AC	82687	J1	N	COUNTY EXTENSION AGENT, 11-MO	1.00	7,144.52	7	A5M11
31-Dec-09	103	AC	83320	J1	A	SPECIALIST, UHM, 11-MO	1.00	10,072.81	7	S5M11
20-Jan-10	103	AC	85542	J1	N	ASST EXTENSION AGENT, 11-MO	1.00	5,129.00	7	A3M11
16-Mar-10	103	AC	80310	J1	A	INSTITUTIONAL SUPPORT	1.00	5,330.00	8	PBB
18-Jun-10	103	AC	84913	J1	N	ASST EXTENSION AGENT, 11-MO	1.00	4,893.00	7	A3M11
18-Jul-09	104	AD	78529	J1	B	INSTITUTIONAL SUPPORT	1.00	3,878.00	8	PBB
1-Aug-09	104	AD	7473	J1	A	LIBRARY TECHNICIAN V	1.00	2,601.00	3	SR11
1-Aug-09	104	AD	80113	J1	W	INFO, EVENTS & PUBLICATIONS	1.00	5,429.00	8	PBB
1-Aug-09	104	AD	82184	J1	A	LIBRARIAN IV, UHM, 11-MO	1.00	8,001.39	7	B4M11
31-Oct-09	104	AD	89128	J1	B	INT ASSOC DEAN & ASST SP& PROF	1.00	9,092.00	87	13
1-Dec-09	104	AD	80155	J1	A	INSTITUTIONAL SUPPORT	1.00	8,732.00	8	PBC
31-Dec-09	104	AD	10110	J1	B	SECRETARY III	1.00	4,163.00	3	SR16
31-Dec-09	104	AD	14373	J1	A	LIBRARY TECHNICIAN V	1.00	3,701.00	3	SR11
31-Dec-09	104	AD	89107	J1	A	ASST TO SENIOR EXECUTIVE	1.00	10,366.00	88	12
30-Jan-10	104	AD	26805	J1	A	SECRETARY II	1.00	3,420.00	3	SR14
1-Feb-10	104	AD	83888	J1	A	LIBRARIAN V, UHM, 11-MO	1.00	8,643.37	7	B5M11
27-Feb-10	104	AD	84073	J1	A	SPECIALIST, UHM, 11-MO	1.00	8,001.39	7	S5M11
6-Mar-10	104	AD	13541	J1	A	LIBRARY ASSISTANT IV	1.00	2,140.00	3	SR09
13-Mar-10	104	AD	78180	J1	A	INFORMATION TECHNOLOGY	1.00	4,461.00	8	PBB
1-May-10	104	AD	82606	J1	A	LIBRARIAN IV, UHM, 11-MO	1.00	7,703.74	7	B4M11
22-May-10	104	AD	79943	J1	A	INFORMATION TECHNOLOGY	1.00	4,373.00	8	PBB
16-Jun-10	104	AD	24247	J1	A	SECRETARY III	1.00	3,559.00	3	SR16
22-Jun-10	104	AD	81029	J1	B	PERSONNEL OFFICER	1.00	2,884.00	78	PBA
1-Jul-10	104	AD	80554	J1	B	INSTR & STUD SUPP	1.00	4,924.00	8	PBB
30-Jul-10	104	AD	26661	J1	A	LIBRARY ASSISTANT IV	1.00	2,672.00	3	SR09
31-Jul-10	104	AD	89080	J1	B	INTERIM DEAN (UHM), OUTREACH	1.00	10,310.00	87	15

University of Hawaii
Personnel Separations

Table 12

<u>Separation Date</u>	<u>Prog ID</u>	<u>Org</u>	<u>Position Number</u>	<u>Perm/Temp</u>	<u>MOF</u>	<u>Position Title</u>	<u>Actual FTE</u>	<u>Actual Salary</u>	<u>BU Code</u>	<u>SR Level</u>
1-Aug-10	104	AD	82423	J1	A	SPECIALIST, UHM, 11-MO	1.00	8,631.36	7	S5M11
1-Aug-10	104	AD	89263	J1	A	ASSOC DEAN ACAD AFF & PROF	0.50	12,690.00	87	14
25-Sep-10	104	AD	31274	J1	W	OFFICE ASSISTANT IV	1.00	2,471.00	3	SR10
1-Oct-10	104	AD	77834	J1	A	INSTITUTIONAL SUPPORT	1.00	10,948.00	78	PBD
1-Oct-10	104	AD	78625	J1	A	INSTITUTIONAL SUPPORT	1.00	4,861.00	8	PBB
15-Aug-09	105	AE	78224	J1	A	INSTR & STUD SUPP	1.00	3,118.00	8	PBA
1-Oct-09	105	AE	24250	J1	B	CLERK STENOGRAPHER II	1.00	3,420.00	3	SR09
1-Oct-09	105	AE	83788	J1	B	JR SPECIALIST, UHM, 11-MO	1.00	5,703.07	7	S2M11
31-Oct-09	105	AE	46560	J1	B	JANITOR II	1.00	2,769.00	1	BC02
28-Nov-09	105	AE	27236	J1	A	JANITOR II	1.00	2,769.00	1	BC02
1-Dec-09	105	AE	748	J1	A	CLERICAL SUPERVISOR III	1.00	4,161.00	4	SR14
1-Dec-09	105	AE	80626	J1	A	INSTR & STUD SUPP	1.00	7,164.00	8	PBB
1-Dec-09	105	AE	81154	J1	A	INSTR & STUD SUPP	1.00	8,393.00	8	PBC
3-Dec-09	105	AE	32628	J1	A	JANITOR II	1.00	2,769.00	1	BC02
31-Dec-09	105	AE	5847	J1	A	GROUNDSKEEPER I	1.00	2,769.00	1	BC02
31-Dec-09	105	AE	14864	J1	A	OFFICE ASSISTANT IV	1.00	3,557.00	3	SR10
31-Dec-09	105	AE	40003	J1	A	OFFICE ASSISTANT III	1.00	2,702.00	3	SR08
31-Dec-09	105	AE	82594	J1	A	SPECIALIST, UHM, 11-MO	1.00	10,441.17	7	S5M11
19-Jan-10	105	AE	89500	J1	A	INT ASST VC(INTL & EXCH PRG)	1.00	8,604.00	87	13
6-Feb-10	105	AE	80937	J1	W	ATHLETICS	1.00	3,517.00	8	PBA
17-Feb-10	105	AE	81896	J1	W	UH ASSOC VOLLYBL COACH (WOMEN	1.00	4,200.00	8	EX730
22-Feb-10	105	AE	81919	J1	A	INSTR & STUD SUPP	1.00	3,587.00	8	PBA
27-Feb-10	105	AE	46560	J1	B	JANITOR II	1.00	2,769.00	1	BC02
27-Feb-10	105	AE	78227	J1	A	INSTR & STUD SUPP	1.00	3,447.00	8	PBB
27-Feb-10	105	AE	85060	J1	A	JR SPECIALIST, UHM, 11-MO	1.00	3,952.00	7	S2M11
26-Mar-10	105	AE	80631	J1	W	INSTR & STUD SUPP	1.00	2,828.00	8	PBA
1-Apr-10	105	AE	44109	J1	B	BUILDING & GROUNDS UTILITY WKR	1.00	3,080.00	1	BC05
1-Apr-10	105	AE	81809	J1	W	UH ASSISTANT FOOTBALL COACH	1.00	9,405.00	8	EX105
12-May-10	105	AE	85063	J1	A	JR SPECIALIST, UHM, 11-MO	1.00	3,733.00	7	S2M11
16-Jun-10	105	AE	80510	J1	W	UH ASSISTANT FOOTBALL COACH	1.00	9,750.00	8	EX105
17-Jun-10	105	AE	77040	J1	W	ATHLETICS	1.00	3,883.00	8	PBA
1-Jul-10	105	AE	13480	J1	A	OFFICE ASSISTANT V	1.00	2,703.00	3	SR12
1-Jul-10	105	AE	70155	J1	A	ASST SPECIALIST, UHM, 11-MO	1.00	5,336.00	7	S3M11
17-Jul-10	105	AE	80271	J1	W	INFO, EVENTS & PUBLICATIONS	1.00	3,021.00	8	PBA
31-Jul-10	105	AE	80597	J1	B	PHYSICAL PLANT MGT	1.00	3,684.00	8	PBB
1-Aug-10	105	AE	80085	J1	W	ATHLETICS	1.00	5,925.00	8	PBB
5-Aug-10	105	AE	81137	J1	W	INSTR & STUD SUPP	1.00	3,833.00	8	PBB
12-Aug-10	105	AE	88146	J1	A	ASST SPECIALIST, UHM, 11-MO	1.00	4,662.00	7	S3M11
20-Aug-10	105	AE	0078846T	T1	W	INSTR & STUD SUPP	1.00	2,904.00	8	PBA
28-Aug-10	105	AE	88765	J1	B	JR SPECIALIST, UHM, 11-MO	1.00	4,331.00	7	S2M11
8-Oct-10	105	AE	80631	J1	W	INSTR & STUD SUPP	1.00	3,122.00	8	PBA
6-Nov-10	105	AE	78613	J1	W	INSTITUTIONAL SUPPORT	1.00	3,021.00	8	PBA
13-Nov-10	105	AE	10312	J1	W	REGISTERED NURSE IV	1.00	6,749.00	9	SR22
1-Aug-09	106	AF	27242	J1	A	JANITOR II	1.00	2,769.00	1	BC02
1-Aug-09	106	AF	40098	J1	A	JANITOR II	1.00	2,769.00	1	BC02
21-Sep-09	106	AF	900082	J1	A	CARPENTER I	1.00	3,712.00	1	BC09
31-Oct-09	106	AF	781	J1	A	TELEPHONE SWITCHBOARD OPTR III	1.00	3,420.00	4	SR09
10-Dec-09	106	AF	23809	J1	B	OFFICE ASSISTANT IV	1.00	2,223.00	3	SR10
31-Dec-09	106	AF	12573	J1	A	SECRETARY II	1.00	4,161.00	3	SR14
31-Dec-09	106	AF	13689	J1	A	JANITOR III	1.00	2,962.00	1	WS02
31-Dec-09	106	AF	13997	J1	B	AUTOMOTIVE SVCS SUPT V	1.00	5,267.00	4	SR24
31-Dec-09	106	AF	17356	J1	B	CLERICAL SUPERVISOR III	1.00	4,161.00	4	SR14
31-Dec-09	106	AF	22325	J1	A	JANITOR SUPERVISOR II	1.00	3,319.00	2	F202
31-Dec-09	106	AF	80127	J1	B	ENTERPRISE OPERATIONS	1.00	6,751.00	8	PBB
31-Dec-09	106	AF	80130	J1	B	ENTERPRISE OPERATIONS	1.00	5,649.00	8	PBB
31-Dec-09	106	AF	80133	J1	B	ENTERPRISE OPERATIONS	1.00	4,823.00	8	PBB
31-Dec-09	106	AF	80395	J1	B	INSTITUTIONAL SUPPORT	1.00	5,225.00	8	PBC
31-Dec-09	106	AF	80857	J1	B	ENTERPRISE OPERATIONS	1.00	6,751.00	8	PBB
31-Dec-09	106	AF	80878	J1	A	INSTITUTIONAL SUPPORT	1.00	7,602.00	8	PBB

University of Hawaii
Personnel Separations

Table 12

Separation Date	Prog ID	Org	Position Number	Perm/Temp	MOF	Position Title	Actual FTE	Actual Salary	BU Code	SR Level
31-Dec-09	106	AF	81673	J1	B	ENTERPRISE OPERATIONS	1.00	4,544.00	8	PBB
31-Dec-09	106	AF	900000	J1	A	SECRETARY I	1.00	3,848.00	3	SR12
31-Dec-09	106	AF	900127	J1	B	ACCOUNT CLERK IV	1.00	4,004.00	3	SR13
1-Jan-10	106	AF	19070	J1	B	ACCOUNT CLERK III	1.00	2,922.00	3	SR11
6-Feb-10	106	AF	5843	J1	A	JANITOR II	1.00	2,769.00	1	BC02
13-Feb-10	106	AF	80126	J1	B	INFORMATION TECHNOLOGY	1.00	4,924.00	8	PBB
17-Feb-10	106	AF	12489	J1	A	JANITOR II	1.00	2,738.00	1	BC02
6-Apr-10	106	AF	32675	J1	B	OFFICE ASSISTANT III	1.00	1,979.00	3	SR08
13-Apr-10	106	AF	31772	J1	A	JANITOR II	1.00	2,738.00	1	BC02
30-Apr-10	106	AF	900488	J1	A	JANITOR II	1.00	2,769.00	1	BC02
1-May-10	106	AF	35866	J1	A	JANITOR II	1.00	2,769.00	1	BC02
3-May-10	106	AF	12859	J1	A	TELEPHONE SWITCHBOARD OPTR II	1.00	2,499.00	3	SR07
1-Jun-10	106	AF	5052	J1	A	PRINT SHOP SUPERVISOR I	1.00	3,546.00	2	F108
5-Jun-10	106	AF	78974	J1	A	PHYSICAL PLANT MGT	1.00	2,942.00	8	PBA
11-Jun-10	106	AF	81810	J1	B	ENTERPRISE OPERATIONS	1.00	3,659.00	8	PBB
1-Jul-10	106	AF	11988	J1	A	JANITOR II	1.00	2,769.00	1	BC02
1-Jul-10	106	AF	40660	J1	A	AIR CONDITIONING MECH SUPVR	1.00	4,133.00	2	F110
1-Jul-10	106	AF	80224	J1	A	INFORMATION TECHNOLOGY	1.00	10,660.00	8	PBD
5-Jul-10	106	AF	46338	J1	A	CARPET CLEANER II	1.00	3,171.00	1	WS04
31-Jul-10	106	AF	13698	J1	A	JANITOR II	1.00	2,769.00	1	BC02
31-Jul-10	106	AF	80128	J1	B	ENTERPRISE OPERATIONS	1.00	2,962.00	8	PBA
22-Aug-10	106	AF	42016	J1	B	OFFICE ASSISTANT IV	1.00	2,197.00	3	SR10
1-Sep-10	106	AF	21629	J1	A	JANITOR II	1.00	2,769.00	1	BC02
1-Sep-10	106	AF	89251	J1	B	DIR AUXILIARY & COMMERCIAL ENT	1.00	10,300.00	88	13
1-Oct-10	106	AF	80789	J1	A	FACILITIES PLANNING & DESIGN	1.00	8,462.00	8	PBC
9-Oct-10	106	AF	22946	J1	A	JANITOR II	1.00	2,769.00	1	BC02
30-Oct-10	106	AF	13697	J1	A	JANITOR II	1.00	2,769.00	1	BC02
31-Oct-10	106	AF	80126	J1	B	INFORMATION TECHNOLOGY	1.00	4,958.00	8	PBB
1-Dec-10	106	AF	12903	J1	A	JANITOR II	1.00	2,769.00	1	BC02
21-Nov-09	210	BF	54821	J1	A	OFFICE ASSISTANT III	1.00	1,979.00	3	SR08
19-Jul-09	211	BB	83186	J1	A	PROFESSOR, UHH&WO, 9-MO	1.00	6,555.09	7	ISH09
1-Aug-09	211	BB	73343	J1	B	ASST PROF, UHH&WO, 9-MO	1.00	4,333.33	7	I3H09
1-Aug-09	211	BB	82577	J1	A	INSTRUCTOR, UHH&WO, 9-MO	1.00	3,750.00	7	I2H09
1-Aug-09	211	BB	82933	J1	A	ASST PROF, UHH&WO, 9-MO	1.00	4,162.50	7	I3H09
1-Aug-09	211	BB	83190	J1	A	ASST PROF, UHH&WO, 9-MO	1.00	5,000.00	7	I3H09
1-Aug-09	211	BB	83503	J1	A	VISIT. ASST. PROF., UHH&WO, 9-MO	1.00	4,500.00	7	I3H09
1-Aug-09	211	BB	83648	J1	A	PROFESSOR, UHH&WO, 9-MO	1.00	8,966.37	67	ISH09
1-Aug-09	211	BB	83782	J1	A	PROFESSOR, UHH&WO, 9-MO	1.00	9,465.54	67	ISH09
1-Aug-09	211	BB	84038	J1	A	PROFESSOR & CHAIR, UHH&WO, 9-MO	1.00	7,894.62	7	ISH09
1-Aug-09	211	BB	86534	J1	A	ASST PROF, UHH&WO, 9-MO	1.00	4,902.50	7	I3H09
1-Oct-09	211	BB	83049	J1	A	PROFESSOR, UHH&WO, 9-MO	1.00	6,880.26	7	ISH09
1-Oct-09	211	BB	83815	J1	A	PROFESSOR, UHH&WO, 11-MO	1.00	8,359.09	7	ISH11
17-Oct-09	211	BB	78531	J1	B	INSTR & STUD SUPP	1.00	3,802.00	8	PBB
16-Dec-09	211	BB	0078424T	T1	B	INSTR & STUD SUPP	0.60	2,942.00	8	PBA
31-Dec-09	211	BB	84483	J1	A	PROFESSOR, UHH&WO, 9-MO	1.00	6,990.59	7	ISH09
22-May-10	211	BB	73328	J1	B	ASST PROF, UHH&WO 11-MO	1.00	8,167.00	7	I3H11
1-Jun-10	211	BB	73326	J1	A	ASST PROF, UHH&WO 11-MO	1.00	8,609.00	7	I3H11
3-Jul-10	211	BB	73257	J1	A	JR SPECIALIST, UHH&WO, 11-MO	1.00	4,730.00	7	S2H11
1-Aug-10	211	BB	73367	J1	B	ASST PROF, UHH&WO, 9-MO	1.00	4,592.00	7	I3H09
1-Aug-10	211	BB	82358	J1	A	PROFESSOR, UHH&WO, 9-MO	1.00	9,900.37	7	ISH09
1-Aug-10	211	BB	82775	J1	A	PROFESSOR, UHH&WO, 11-MO	1.00	13,147.28	7	ISH11
1-Aug-10	211	BB	83782	J1	A	VISITING PROF, UHH&WO, 9-MO	1.00	6,250.00	7	ISH09
6-Aug-10	211	BB	79096	J1	B	INSTR & STUD SUPP	1.00	4,068.00	8	PBB
21-Aug-10	211	BB	80997	J1	A	ACADEMIC SUPPORT	1.00	4,150.00	8	PBB
21-Nov-09	214	BD	900520	J1	A	OFFICE ASSISTANT III	1.00	1,979.00	3	SR08
31-Dec-09	214	BD	26667	J1	A	SECRETARY III	1.00	3,701.00	3	SR16
1-Mar-10	214	BD	80572	J1	A	MEDIA DESIGN & PRODUCTION	1.00	3,517.00	8	PBA
1-Jun-10	214	BD	0089287T	T1	A	DIR HAWAII SMALL BUS DEV CTR	1.00	8,182.00	88	12

University of Hawaii
Personnel Separations

Table 12

Separation Date	Prog ID	Org	Position Number	Perm/Temp	MOF	Position Title	Actual FTE	Actual Salary	BU Code	SR Level
16-Nov-10	214	BD	25886	J1	B	SECRETARY II	1.00	3,006.00	3	SR14
17-Jul-09	215	BE	73310	J1	A	JR SPECIALIST, UHH&WO, 11-MO	1.00	4,532.50	7	S2H11
21-Jul-09	215	BE	73295	J1	A	JR SPECIALIST, UHH&WO, 11-MO	1.00	4,470.08	7	S2H11
1-Aug-09	215	BE	81142	J1	A	UH HEAD SOFTBALL COACH	1.00	4,924.15	8	EX940
1-Aug-09	215	BE	84344	J1	A	ASST SPECIALIST, UHH&WO, 11-MO	1.00	6,625.35	7	S3H11
24-Feb-10	215	BE	81636	J1	A	UH HEAD VOLLYBL COACH (WOMEN)	1.00	6,190.00	8	EX825
1-May-10	215	BE	73293	J1	A	JR SPECIALIST, UHH&WO, 11-MO	1.00	4,235.00	7	S2H11
31-Jul-10	215	BE	86447	J1	A	JR SPECIALIST, UHH&WO, 11-MO	1.00	4,576.00	7	S2H11
11-Sep-10	215	BE	73309	J1	A	JR SPECIALIST, UHH&WO, 11-MO	1.00	3,971.00	7	S2H11
1-Oct-10	215	BE	73361	J1	A	JR SPECIALIST, UHH&WO, 11-MO	1.00	3,733.00	7	S2H11
31-Dec-09	216	BF	12071	J1	A	BUILDING MAINTENANCE WORKER II	1.00	3,939.00	1	WS09
1-Jan-10	216	BF	81456	J1	A	INSTITUTIONAL SUPPORT	1.00	5,545.00	8	PBB
22-Jan-10	216	BF	79006	J1	A	ATHLETICS	1.00	3,061.00	8	PBA
1-Apr-10	216	BF	14737	J1	A	JANITOR III	1.00	2,962.00	1	WS02
1-Jul-10	216	BF	33405	J1	A	JANITOR II	1.00	2,769.00	1	BC02
28-Sep-10	216	BF	900271	J1	A	GROUNDSKEEPER I	1.00	2,769.00	1	BC02
30-Oct-10	216	BF	111840	J1	A	SECRETARY II	1.00	3,006.00	3	SR14
1-Aug-09	301	CB	88024	J1	A	INSTRUCTOR, CC, 9-MO	1.00	5,702.07	7	C2C09
1-Jun-10	301	CB	83062	J1	A	ASSOC PROF, CC, 9-MO	1.00	6,625.35	7	C4C09
1-Jun-10	301	CB	83416	J1	A	ASSOC PROF, CC, 9-MO	1.00	5,718.24	7	C4C09
1-Jun-10	301	CB	83894	J1	A	PROFESSOR, CC, 9-MO	1.00	6,625.35	7	C5C09
1-Jun-10	301	CB	83964	J1	A	PROFESSOR, CC, 9-MO	1.00	6,880.26	7	C5C09
10-Jun-10	301	CB	82383	J1	A	ASST PROF, CC, 9-MO	1.00	7,194.00	7	C3C09
1-Jul-10	301	CB	74760	J1	A	INSTRUCTOR, CC, 11-MO	1.00	5,495.37	7	C2C11
1-Jul-10	301	CB	74765	J1	A	INSTRUCTOR, CC, 11-MO	1.00	4,423.00	7	C2C11
1-Jul-10	301	CB	74768	J1	A	INSTRUCTOR, CC, 11-MO	1.00	5,129.00	7	C2C11
1-Jul-10	301	CB	0081203T	T1	A	ACADEMIC SUPPORT	1.00	3,612.00	8	PBB
1-Aug-10	301	CB	83807	J1	A	PROFESSOR, CC, 11-MO	1.00	8,213.88	7	C5C11
1-Aug-09	303	CD	89338	J1	A	PROGRAM DIRECTOR (CC)	1.00	6,584.00	87	12
31-Dec-09	303	CD	80260	J1	A	RESEARCH SUPPORT	1.00	5,649.00	8	PBB
1-Sep-10	303	CD	82912	J1	A	INSTRUCTOR, CC, 11-MO	0.50	4,424.00	7	C2C11
31-Dec-09	304	CE	86775	J1	A	ASSOC PROF, CC, 11-MO	1.00	6,625.35	7	C4C11
3-Dec-09	305	CF	27124	J1	A	JANITOR II	1.00	2,769.00	1	BC02
15-Jun-10	305	CF	23511	J1	A	GROUNDSKEEPER I	1.00	2,769.00	1	BC02
24-Jul-10	305	CF	24867	J1	A	JANITOR II	1.00	2,769.00	1	BC02
1-Aug-09	311	DB	82244	J1	A	INSTRUCTOR, CC, 9-MO	1.00	6,379.80	7	C2C09
1-Aug-09	311	DB	84629	J1	A	INSTRUCTOR, CC, 9-MO	0.50	5,852.66	7	C2C09
1-Aug-09	311	DB	86600	J1	A	ASST PROF, CC, 9-MO	1.00	4,551.40	7	C3C09
1-Aug-09	311	DB	86840	J1	A	ACTING INSTRUCTOR, CC, 9-MO	1.00	5,103.78	7	C2C09
29-Aug-09	311	DB	82380	J1	A	INSTRUCTOR, CC, 9-MO	1.00	3,808.29	7	C2C09
1-Sep-09	311	DB	83903	J1	A	PROFESSOR, CC, 9-MO	1.00	7,144.52	67	C5C09
1-Sep-09	311	DB	86960	J1	A	ASSOC PROF, CC, 9-MO	1.00	6,393.10	7	C4C09
1-Oct-09	311	DB	84739	J1	A	INSTRUCTOR, CC, 11-MO	1.00	6,147.50	7	C2C11
10-Nov-09	311	DB	74843	J1	A	ACTING INSTRUCTOR, CC, 9-MO	1.00	5,103.78	7	C2C09
31-Dec-09	311	DB	33867	J1	A	OFFICE ASSISTANT III	1.00	3,043.00	3	SR08
31-Dec-09	311	DB	40964	J1	A	CLERK STENOGRAPHER II	0.50	3,420.00	3	SR09
31-Dec-09	311	DB	86705	J1	A	PROFESSOR, CC & DEPT CHM	1.00	8,323.05	7	C5C11
1-Jan-10	311	DB	87404	J1	A	INSTRUCTOR, CC, 9-MO	1.00	4,566.16	7	C2C09
1-Mar-10	311	DB	82970	J1	A	ASSOC PROF, CC, 9-MO	1.00	5,708.00	7	C4C09
1-Aug-10	311	DB	82795	J1	A	PROFESSOR, CC	1.00	7,703.74	7	C5C09
1-Aug-10	311	DB	83310	J1	A	ASST PROF, CC, 11-MO	1.00	6,488.00	7	C3C11
1-Aug-10	311	DB	84623	J1	A	ASST PROF, CC, 9-MO	1.00	5,117.16	7	C3C09
1-Aug-10	311	DB	86777	J1	A	INSTRUCTOR, CC, 9-MO	1.00	6,380.28	7	C2C09
1-Sep-10	311	DB	86803	J1	A	PROFESSOR, CC, 9-MO	1.00	7,811.87	7	C5C09
14-Sep-10	311	DB	74843	J1	A	INSTRUCTOR, CC, 9-MO	1.00	5,682.00	7	C2C09
1-Oct-10	311	DB	87047	J1	A	ASSOC PROF, CC, 11-MO	1.00	7,674.29	7	C4C11
1-Dec-10	311	DB	0088032T	T1	A	INSTRUCTOR, CC, 9-MO	1.00	4,147.00	7	C2C09
16-Sep-09	313	DD	79922	J1	A	INFORMATION TECHNOLOGY	1.00	5,538.00	8	PBB

University of Hawaii
Personnel Separations

Table 12

Separation Date	Prog ID	Org	Position Number	Perm/Temp	MOF	Position Title	Actual FTE	Actual Salary	BU Code	SR Level
31-Oct-09	313	DD	21321	J1	A	SECRETARY II	1.00	4,161.00	3	SR14
30-Jan-10	313	DD	0078428T	T1	A	ACADEMIC SUPPORT	1.00	2,884.00	8	PBA
1-Feb-10	313	DD	83504	J1	A	PROFESSOR, CC (LIBRARIAN)	1.00	6,581.30	67	C5C09
1-Dec-10	313	DD	81535	J1	A	INFORMATION TECHNOLOGY	1.00	3,833.00	8	PBA
31-Oct-09	314	DE	18088	J1	A	SECRETARY II	1.00	4,161.00	3	SR14
31-Oct-09	314	DE	34661	J1	A	CLERK STENOGRAPHER II	1.00	2,813.00	3	SR09
1-Aug-10	314	DE	74833	J1	A	INSTRUCTOR, CC, 11-MO	1.00	4,305.00	7	C2C11
21-Nov-09	315	DF	46433	J1	A	JANITOR II	1.00	2,769.00	1	BC02
28-Nov-09	315	DF	16957	J1	A	JANITOR II	1.00	2,769.00	1	BC02
31-Dec-09	315	DF	26657	J1	A	JANITOR II	1.00	2,769.00	1	BC02
31-Dec-09	315	DF	900112	J1	A	PRIVATE SECRETARY II	1.00	5,062.00	63	SR22
20-Mar-10	315	DF	26653	J1	A	GROUNDKEEPER I	1.00	2,555.00	1	BC02
1-Aug-09	321	EB	82502	J1	A	PROFESSOR, CC, 9-MO	1.00	6,768.15	7	C5C09
1-Aug-09	321	EB	82543	J1	A	INSTRUCTOR, CC, 9-MO	1.00	4,566.54	7	C2C09
1-Aug-09	321	EB	84466	J1	A	PROFESSOR, CC, 9-MO	0.50	5,934.45	7	C5C09
1-Nov-09	321	EB	82692	J1	A	ASST PROF, CC, 9-MO	1.00	5,117.16	7	C3C09
4-Feb-10	321	EB	83965	J1	A	ASSOC PROF, CC, 9-MO	1.00	5,738.00	7	C4C09
1-Jun-10	321	EB	84634	J1	A	PROFESSOR, CC, 9-MO	1.00	7,298.01	7	C5C09
1-Jul-10	321	EB	83887	J1	A	INSTRUCTOR, CC, 11-MO	1.00	4,305.00	7	C2C11
1-Aug-10	321	EB	87082	J1	A	INSTRUCTOR, CC, 9-MO	1.00	4,403.37	7	C2C09
16-Jun-10	322	EC	86825	J1	A	INSTRUCTOR, CC, 11-MO	1.00	5,955.00	7	C2C11
30-Oct-10	322	EC	84704	J1	B	INSTRUCTOR, CC, 11-MO	1.00	4,990.00	7	C2C11
31-Dec-09	323	ED	82186	J1	A	PROFESSOR, CC (COORD)	1.00	8,977.04	7	C5C11
1-Aug-10	323	ED	82766	J1	A	ASST PROF, CC, 11-MO	1.00	5,322.00	7	C3C11
1-Jun-10	324	EE	22948	J1	A	SECRETARY II	1.00	2,815.00	3	SR14
1-Jul-10	324	EE	87141	J1	A	PROFESSOR, CC, 11-MO	1.00	6,891.58	7	C5C11
1-Aug-09	325	EF	21992	J1	A	SECRETARY II	1.00	4,161.00	3	SR14
1-Apr-10	325	EF	81281	J1	A	PHYSICAL PLANT MGT	1.00	4,733.00	8	PBB
9-Apr-10	325	EF	23686	J1	A	JANITOR III	1.00	2,962.00	1	WS02
1-May-10	325	EF	78334	J1	A	INSTITUTIONAL SUPPORT	1.00	2,884.00	8	PBA
1-Aug-09	331	FB	86125	J1	A	PROFESSOR, CC, 9-MO	1.00	6,394.29	7	C5C09
31-Dec-09	331	FB	84975	J1	A	PROF, CC, 9-MO, & DEPT CHAIR	1.00	7,430.68	7	C5C09
1-Jul-10	332	FC	19017	J1	B	ACCOUNT CLERK IV	1.00	3,043.00	3	SR13
31-Jul-10	332	FC	78373	J1	A	INFO, EVENTS & PUBLICATIONS	0.50	3,271.00	8	PBA
17-Sep-10	332	FC	112395	T1	A	EDUCATIONAL ASSISTANT III	1.00	2,378.00	3	SR10
1-Oct-09	333	FD	82376	J1	A	INSTRUCTOR, CC (LIBRARIAN)	1.00	4,612.00	7	C2C11
31-Dec-09	333	FD	23570	J1	A	SECRETARY II	1.00	4,004.00	3	SR14
28-Nov-09	335	FF	24428	J1	A	JANITOR II	1.00	2,769.00	1	BC02
20-Nov-10	335	FF	78187	J1	A	INFORMATION TECHNOLOGY	1.00	3,833.00	8	PBA
11-Jul-09	401	GB	0085011T	T1	A	ASST PROF, UHM, 9-MO	1.00	5,426.80	7	I3M09
1-Aug-09	401	GB	83143	J1	A	ASSOC PROF, CC, 9-MO	1.00	6,625.35	67	C4C09
1-Aug-09	401	GB	88058	J1	A	INSTRUCTOR, CC, 9-MO	0.50	4,565.93	7	C2C09
1-Aug-09	401	GB	0080013T	T1	A	INSTR & STUD SUPP (9 MONTH)	1.00	2,666.00	8	PBA-9
1-Dec-09	401	GB	74809	J1	A	INSTRUCTOR, CC, 9-MO	1.00	6,379.80	7	C2C09
1-Dec-09	401	GB	86476	J1	A	INSTRUCTOR, CC, 9-MO	1.00	5,760.00	7	C2C09
31-Dec-09	401	GB	86568	J1	A	ASSOC PROF, CC, 11-MO	1.00	8,333.29	7	C4C11
31-Dec-09	401	GB	86571	J1	A	ACTING INSTRUCTOR, CC, 9-MO	1.00	5,548.00	7	C2C09
1-Mar-10	401	GB	83047	J1	A	PROFESSOR, CC, 9-MO	1.00	6,880.26	67	C5C09
17-May-10	401	GB	25059	J1	A	SECRETARY II	1.00	3,164.00	3	SR14
1-Jun-10	401	GB	83030	J1	A	ASSOC PROF, CC, 9-MO	1.00	6,147.51	7	C4C09
1-Jul-10	401	GB	74780	J1	A	INSTRUCTOR, CC, 11-MO	1.00	4,587.00	7	C2C11
7-Aug-10	402	GC	80256	J1	B	ACADEMIC SUPPORT	1.00	3,021.00	8	PBA
1-Sep-09	403	GD	80621	J1	A	INFORMATION TECHNOLOGY	1.00	5,649.00	8	PBB
21-Nov-09	403	GD	900321	J1	A	OFFICE ASSISTANT III	1.00	1,979.00	3	SR08
1-Aug-09	404	GE	74808	J1	A	INSTRUCTOR, CC, 11-MO	1.00	4,739.18	7	C2C11
14-Dec-09	404	GE	80967	J1	A	INSTR & STUD SUPP	1.00	4,924.00	8	PBB
30-Oct-10	404	GE	46930	J1	A	OFFICE ASSISTANT III	1.00	2,567.00	3	SR08
28-Aug-09	405	GF	81395	J1	A	MEDIA DESIGN & PRODUCTION	0.50	3,802.00	8	PBA
31-Dec-09	405	GF	80573	J1	A	ACADEMIC SUPPORT	1.00	4,544.00	8	PBB

University of Hawaii
Personnel Separations

Table 12

<u>Separation Date</u>	<u>Prog ID</u>	<u>Org</u>	<u>Position Number</u>	<u>Perm/Temp</u>	<u>MOF</u>	<u>Position Title</u>	<u>Actual FTE</u>	<u>Actual Salary</u>	<u>BU Code</u>	<u>SR Level</u>
1-Apr-10	405	GF	900448	J1	A	PERSONNEL CLERK IV	1.00	2,315.00	63	SR11
1-Aug-09	501	HB	74850	J1	A	INSTRUCTOR, CC, 9-MO	1.00	4,128.00	7	C2C09
31-Dec-09	501	HB	84148	J1	A	ASSOC PROF & DIV CHR	1.00	5,900.11	7	C4C09
1-May-10	501	HB	86682	J1	B	INSTRUCTOR, CC, 11-MO	1.00	6,738.00	7	C2C11
1-Jun-10	501	HB	82199	J1	A	ASSOC PROF, CC, 9-MO	1.00	5,638.69	7	C4C09
1-Jun-10	501	HB	83465	J1	A	PROFESSOR, CC, 9-MO	1.00	7,024.75	7	C5C09
1-Jul-10	501	HB	84998	J1	A	PROFESSOR, CC, 9-MO	1.00	7,217.94	7	C5C09
1-Aug-10	501	HB	86899	J1	A	ASST PROF, CC, 9-MO	1.00	5,920.53	7	C3C09
1-Aug-10	501	HB	88001	J1	A	INSTRUCTOR, CC, 9-MO	1.00	4,403.00	7	C2C09
31-Dec-09	502	HC	22517	J1	A	SECRETARY II	1.00	4,161.00	3	SR14
1-Apr-10	502	HC	86914	J1	A	PROFESSOR, CC, 11-MO	1.00	7,144.52	7	C5C11
1-Jul-10	503	HD	81204	J1	A	MEDIA DESIGN & PRODUCTION	1.00	4,550.00	8	PBB
16-Dec-09	504	HE	77971	J1	A	INSTR & STUD SUPP	1.00	3,956.00	8	PBB
31-Dec-09	504	HE	16938	J1	A	SECRETARY II	1.00	4,161.00	3	SR14
31-Jul-10	504	HE	80657	J1	A	INSTR & STUD SUPP	1.00	3,612.00	8	PBB
16-Oct-09	505	HF	41652	J1	A	CASHIER I	1.00	2,503.00	3	SR10
25-Sep-10	505	HF	81381	J1	A	INFORMATION TECHNOLOGY	1.00	5,809.00	8	PBB
1-Oct-10	505	HF	21431	J1	A	JANITOR II	1.00	2,769.00	1	BC02
1-Aug-09	601	IB	86901	J1	A	INSTRUCTOR, CC, 9-MO	1.00	4,566.54	7	C2C09
1-Jan-10	601	IB	84687	J1	A	INSTRUCTOR, CC, 9-MO	1.00	5,981.00	7	C2C09
1-Feb-10	601	IB	83179	J1	A	PROFESSOR, CC, 9-MO	1.00	5,934.46	67	C5C09
1-Mar-10	601	IB	82149	J1	A	PROFESSOR, CC, 9-MO	1.00	6,381.10	67	C5C09
1-Jun-10	601	IB	83640	J1	A	PROFESSOR, CC, 9-MO	1.00	6,499.87	7	C5C09
1-Jun-10	601	IB	83874	J1	A	ASST PROF, CC, 9-MO	1.00	5,449.49	7	C3C09
1-Jun-10	601	IB	84611	J1	A	PROFESSOR, CC, 9-MO & DIV CHR	1.00	7,053.28	7	C5C09
1-Jun-10	601	IB	84657	J1	A	ASST PROF, CC, 9-MO	1.00	5,526.00	7	C3C09
1-Jun-10	601	IB	85048	J1	A	ASST PROF, CC, 9-MO	1.00	5,703.07	7	C3C09
1-Aug-10	601	IB	74821	J1	A	INSTRUCTOR, CC, 9-MO	1.00	6,147.18	7	C2C09
1-Aug-10	601	IB	86786	J1	A	ASSOC PROF, CC, 9-MO	1.00	6,454.51	7	C4C09
17-Jul-10	602	IC	86685	J1	A	INSTRUCTOR, CC, 11-MO	1.00	4,424.00	7	C2C11
19-Dec-09	603	ID	89045	J1	A	VICE CHANCELLOR (CC)	1.00	7,712.00	87	12
23-Oct-09	604	IE	74803	J1	A	INSTRUCTOR (COUNSELOR), CC 11-	1.00	4,914.61	7	C2C11
18-Sep-10	604	IE	77907	J1	A	INSTR & STUD SUPP	1.00	4,150.00	8	PBB
31-Oct-09	605	IF	12069	J1	A	GROUNDSKEEPER II	1.00	2,962.00	1	WS02
28-Nov-09	605	IF	39628	J1	A	JANITOR II	1.00	2,769.00	1	BC02
31-Dec-09	605	IF	16961	J1	A	SECRETARY II	1.00	4,161.00	3	SR14
31-Dec-09	605	IF	27833	J1	A	EQUIPMENT OPERATOR I	1.00	2,962.00	1	BC04
1-May-10	605	IF	27642	J1	A	BUILDING MAINTENANCE WORKER II	1.00	3,939.00	1	WS09
1-Sep-09	701	SA	84246	J1	A	PROFESSOR, UHH&WO, 9-MO	1.00	7,585.01	67	ISH09
1-Jun-10	701	SA	82230	J1	A	PROFESSOR, UHH&WO, 9-MO	1.00	7,400.00	7	ISH09
1-Jul-10	701	SA	83496	J1	A	PROFESSOR, UHH&WO, 9-MO	1.00	6,625.35	7	ISH09
1-Jul-10	701	SA	84676	J1	A	PROFESSOR, UHH&WO, 9-MO	1.00	7,400.01	7	ISH09
1-Aug-10	701	SA	85439	J1	A	PROFESSOR, UHH&WO, 9-MO	1.00	8,077.90	7	ISH09
1-Aug-10	701	SA	88832	J1	A	PROFESSOR, UHH&WO, 9-MO	1.00	6,937.50	7	ISH09
1-Aug-10	701	SA	0088836T	T1	B	SPECIALIST, UHH&WO, 11-MO	0.50	6,433.00	7	S5H11
1-Aug-09	704	SD	76263	J1	A	LIBRARIAN II,UHH&WO 11-MO	1.00	4,162.50	7	B2H11
31-Oct-09	704	SD	41273	J1	A	LIBRARY TECHNICIAN V	1.00	3,557.00	3	SR11
31-Dec-09	704	SD	83711	J1	A	LIBRARIAN V, UHH&WO, 11-MO	1.00	8,012.07	7	B5H11
15-May-10	881	LA	81077	J1	A	ACADEMIC SUPPORT	1.00	3,883.00	8	PBB
16-Sep-09	901	JA	80775	J1	A	MEDIA DESIGN & PRODUCTION	1.00	3,180.00	8	PBA
31-Oct-09	901	JA	81583	J1	A	MEDIA DESIGN & PRODUCTION	1.00	4,116.00	8	PBA
1-Dec-09	901	JA	26650	J1	A	COMPUTER OPERATIONS SUPVR II	1.00	5,926.00	4	SR23
31-Dec-09	901	JA	80043	J1	A	INFORMATION TECHNOLOGY	1.00	7,602.00	8	PBC
31-Dec-09	901	JA	80071	J1	A	INFORMATION TECHNOLOGY	1.00	6,886.00	8	PBB
19-Jan-10	901	JA	81856	J1	B	INFORMATION TECHNOLOGY	1.00	3,732.00	8	PBA
16-Mar-10	901	JA	81874	J1	A	INFORMATION TECHNOLOGY	1.00	7,919.00	8	PBC

University of Hawaii
Personnel Separations

Table 12

<u>Separation Date</u>	<u>Prog ID</u>	<u>Org</u>	<u>Position Number</u>	<u>Perm/Temp</u>	<u>MOF</u>	<u>Position Title</u>	<u>Actual FTE</u>	<u>Actual Salary</u>	<u>BU Code</u>	<u>SR Level</u>
1-Apr-10	901	JA	78442	J1	A	INFORMATION TECHNOLOGY	1.00	6,002.00	8	PBB
1-May-10	901	JA	26467	J1	A	COMPUTER OPERATOR II	1.00	3,423.00	3	SR15
3-May-10	901	JA	26464	J1	A	COMPUTER OPERATOR II	1.00	3,043.00	3	SR15
5-Jun-10	901	JA	78390	J1	A	INSTR & STUD SUPP	1.00	3,807.00	8	PBB
1-Apr-10	902	JB	81148	J1	A	INSTITUTIONAL SUPPORT	1.00	5,022.00	8	PBC
8-Jul-09	903	JC	78636	J1	A	INSTITUTIONAL SUPPORT	1.00	3,727.00	8	PBA
1-Aug-09	903	JC	900114	J1	A	PRIVATE SECRETARY II	1.00	5,482.00	63	SR22
12-Aug-09	903	JC	77464	J1	A	INSTITUTIONAL SUPPORT	1.00	6,489.00	8	PBC
1-Sep-09	903	JC	78586	J1	A	INSTITUTIONAL SUPPORT	1.00	6,115.00	88	PBB
4-Nov-09	903	JC	80888	J1	A	INSTITUTIONAL SUPPORT	1.00	3,727.00	8	PBB
1-Dec-09	903	JC	19369	J1	A	SECRETARY III	1.00	4,161.00	3	SR16
10-Dec-09	903	JC	78557	J1	A	INSTITUTIONAL SUPPORT	1.00	6,123.00	8	PBC
31-Dec-09	903	JC	15526	J1	A	ACCOUNT CLERK IV	1.00	4,004.00	3	SR13
31-Dec-09	903	JC	21969	J1	A	SECRETARY III	1.00	4,163.00	3	SR16
31-Dec-09	903	JC	77256	J1	A	INSTITUTIONAL SUPPORT	1.00	7,909.00	8	PBD
31-Dec-09	903	JC	79906	J1	A	INFORMATION TECHNOLOGY	1.00	8,907.00	8	PBC
31-Dec-09	903	JC	80088	J1	A	INSTITUTIONAL SUPPORT	1.00	8,907.00	8	PBC
31-Dec-09	903	JC	80220	J1	A	INSTITUTIONAL SUPPORT	1.00	7,024.00	8	PBC
16-Jan-10	903	JC	89002	J1	A	ASSOCIATE VICE PRESIDENT	1.00	11,550.00	88	14
20-Jan-10	903	JC	89269	J1	A	UNIV & COMM RELATIONS PROG OFF	1.00	6,958.00	88	12
28-Jan-10	903	JC	80509	J1	A	INSTITUTIONAL SUPPORT	1.00	4,733.00	8	PBB
23-Feb-10	903	JC	78670	J1	A	INSTITUTIONAL SUPPORT	1.00	6,894.00	78	PBB
4-Mar-10	903	JC	81798	J1	W	INSTITUTIONAL SUPPORT	1.00	4,121.00	8	PBB
1-Apr-10	903	JC	89086	J1	A	INT EXEC ASST TO THE BOR	1.00	8,048.00	88	13
18-May-10	903	JC	78554	J1	A	INSTITUTIONAL SUPPORT	1.00	4,373.00	8	PBB
18-Sep-10	903	JC	80549	J1	A	INSTITUTIONAL SUPPORT	1.00	4,403.00	8	PBB
21-Sep-10	903	JC	78636	J1	A	INSTITUTIONAL SUPPORT	1.00	2,904.00	8	PBA
16-Oct-10	903	JC	80147	J1	A	INSTITUTIONAL SUPPORT	1.00	3,612.00	8	PBB
1-Dec-10	903	JC	80642	J1	A	INSTITUTIONAL SUPPORT	1.00	6,806.00	8	PBB
1-Sep-09	906	JF	39494	J1	A	SECRETARY II	1.00	4,161.00	3	SR14
1-Dec-10	906	JF	77257	J1	A	INSTITUTIONAL SUPPORT	1.00	10,114.00	8	PBD

University of Hawaii
New Hires

<u>New Hire Effective</u> <u>Date</u>	<u>Prog ID</u>	<u>Org</u>	<u>Position</u> <u>Number</u>	<u>Perm/</u> <u>Temp</u>	<u>MOF</u>	<u>Position Title</u>	<u>Actual</u> <u>FTE</u>	<u>Actual</u> <u>Salary</u>	<u>BU Code</u>	<u>SR Level</u>
1-Jul-09	101	AB	86520	J1	A	ASST PROF, UHM, 11-MO	1.00	5,500.00	7	I3M11
22-Jul-09	101	AB	45199	J1	A	CHEMICAL STORES CLERK	1.00	2,225.00	3	SR09
1-Aug-09	101	AB	82296	J1	A	LIBRARIAN III, UHM, 11-MO	1.00	6,866.00	7	B3M11
1-Aug-09	101	AB	82325	J1	A	ASST PROF, UHM, 9-MO	1.00	5,480.00	7	I3M09
1-Aug-09	101	AB	82454	J1	A	ASST PROF, UHM, 9-MO	1.00	5,450.00	7	I3M09
1-Aug-09	101	AB	82978	J1	A	ASSOC PROF, UHM 11-MO	1.00	11,436.00	7	I4M11
1-Aug-09	101	AB	83008	J1	A	ASST PROF, UHM, 9-MO	1.00	5,167.00	7	I3M09
1-Aug-09	101	AB	83266	J1	A	PROFESSOR, UHM, 9-MO	1.00	6,904.50	7	I5M09
1-Aug-09	101	AB	83445	J1	A	ASST PROF, UHM, 9-MO	1.00	10,000.00	7	I3M09
1-Aug-09	101	AB	83506	J1	A	GRADUATE ASSISTANT, 9-MO	0.50	2,493.00	57	GA09
1-Aug-09	101	AB	84270	J1	A	ASST PROF, UHM, 9-MO	1.00	7,083.34	7	I3M09
1-Aug-09	101	AB	84737	J1	A	ASST PROF, UHM, 9-MO	1.00	5,833.34	7	I3M09
1-Aug-09	101	AB	84814	J1	A	ASST PROF, UHM, 9-MO	1.00	5,833.34	7	I3M09
1-Aug-09	101	AB	84827	J1	A	ASST PROF, UHM, 9-MO	1.00	5,416.67	7	I3M09
1-Aug-09	101	AB	84880	J1	A	GRADUATE ASSISTANT, 9-MO	0.50	2,593.00	57	GA09
1-Aug-09	101	AB	85052	J1	A	GRADUATE ASSISTANT, 9-MO	0.50	2,397.00	57	GA09
1-Aug-09	101	AB	85148	J1	A	GRADUATE ASSISTANT, 9-MO	0.50	2,593.00	57	GA09
1-Aug-09	101	AB	85203	J1	A	ASST SPECIALIST, UHM, 11-MO	1.00	4,833.33	7	S3M11
1-Aug-09	101	AB	85291	J1	A	GRADUATE ASSISTANT, 9-MO	0.50	2,493.00	57	GA09
1-Aug-09	101	AB	85420	J1	A	GRADUATE ASSISTANT, 9-MO	0.50	2,493.00	57	GA09
1-Aug-09	101	AB	85524	J1	A	GRADUATE ASSISTANT, 9-MO	0.50	2,593.00	57	GA09
1-Aug-09	101	AB	85777	J1	A	GRADUATE ASSISTANT, 9-MO	0.50	2,397.00	57	GA09
1-Aug-09	101	AB	86466	J1	A	GRADUATE ASSISTANT, 9-MO	0.50	2,804.00	57	GA09
1-Aug-09	101	AB	87111	J1	A	GRADUATE ASSISTANT, 9-MO	0.50	3,690.00	57	GA09
1-Aug-09	101	AB	88000	J1	A	GRADUATE ASSISTANT, 9-MO	0.50	2,397.00	57	GA09
1-Aug-09	101	AB	88003	J1	A	GRADUATE ASSISTANT, 9-MO	0.50	2,397.00	57	GA09
1-Aug-09	101	AB	88006	J1	A	GRADUATE ASSISTANT, 9-MO	0.50	2,397.00	57	GA09
1-Aug-09	101	AB	88019	J1	A	GRADUATE ASSISTANT, 9-MO	0.50	2,593.00	57	GA09
1-Aug-09	101	AB	88025	J1	A	GRADUATE ASSISTANT, 9-MO	0.50	2,397.00	57	GA09
1-Aug-09	101	AB	88026	J1	A	GRADUATE ASSISTANT, 9-MO	0.50	2,397.00	57	GA09
1-Aug-09	101	AB	88028	J1	A	GRADUATE ASSISTANT, 9-MO	0.50	2,397.00	57	GA09
1-Aug-09	101	AB	88033	J1	A	GRADUATE ASSISTANT, 9-MO	0.50	2,397.00	57	GA09
1-Aug-09	101	AB	88041	J1	A	GRADUATE ASSISTANT, 9-MO	0.50	2,593.00	57	GA09
1-Aug-09	101	AB	88053	J1	A	GRADUATE ASSISTANT, 9-MO	0.50	2,397.00	57	GA09
1-Aug-09	101	AB	88060	J1	A	GRADUATE ASSISTANT, 9-MO	0.50	2,397.00	57	GA09
1-Aug-09	101	AB	88063	J1	A	GRADUATE ASSISTANT, 9-MO	0.50	2,593.00	57	GA09
1-Aug-09	101	AB	88065	J1	A	GRADUATE ASSISTANT, 9-MO	0.50	2,397.00	57	GA09
1-Aug-09	101	AB	88068	J1	A	GRADUATE ASSISTANT, 9-MO	0.50	2,593.00	57	GA09
1-Aug-09	101	AB	88069	J1	A	GRADUATE ASSISTANT, 9-MO	0.50	2,397.00	57	GA09
1-Aug-09	101	AB	88076	J1	A	GRADUATE ASSISTANT, 9-MO	0.50	2,593.00	57	GA09
1-Aug-09	101	AB	88086	J1	A	GRADUATE ASSISTANT, 9-MO	0.50	2,397.00	57	GA09
1-Aug-09	101	AB	88090	J1	A	GRADUATE ASSISTANT, 9-MO	0.50	2,593.00	57	GA09
1-Aug-09	101	AB	88093	J1	A	GRADUATE ASSISTANT, 9-MO	0.50	2,397.00	57	GA09
1-Aug-09	101	AB	88103	J1	A	GRADUATE ASSISTANT, 9-MO	0.50	2,397.00	57	GA09
1-Aug-09	101	AB	88108	J1	A	GRADUATE ASSISTANT, 9-MO	0.50	2,397.00	57	GA09
1-Aug-09	101	AB	88114	J1	A	GRADUATE ASSISTANT, 9-MO	0.50	2,593.00	57	GA09
1-Aug-09	101	AB	88115	J1	A	GRADUATE ASSISTANT, 9-MO	0.50	2,397.00	57	GA09
1-Aug-09	101	AB	88122	J1	A	GRADUATE ASSISTANT, 9-MO	0.50	2,397.00	57	GA09
1-Aug-09	101	AB	88127	J1	A	GRADUATE ASSISTANT, 9-MO	0.50	2,397.00	57	GA09
1-Aug-09	101	AB	88128	J1	A	GRADUATE ASSISTANT, 9-MO	0.50	2,397.00	57	GA09
1-Aug-09	101	AB	88140	J1	A	GRADUATE ASSISTANT, 9-MO	0.50	2,397.00	57	GA09
1-Aug-09	101	AB	88161	J1	A	GRADUATE ASSISTANT, 9-MO	0.50	2,593.00	57	GA09
1-Aug-09	101	AB	88175	J1	A	GRADUATE ASSISTANT, 9-MO	0.50	2,593.00	57	GA09
1-Aug-09	101	AB	88179	J1	A	GRADUATE ASSISTANT, 9-MO	0.50	2,397.00	57	GA09
1-Aug-09	101	AB	88195	J1	A	GRADUATE ASSISTANT, 9-MO	0.50	2,397.00	57	GA09
1-Aug-09	101	AB	88201	J1	A	GRADUATE ASSISTANT, 9-MO	0.50	2,397.00	57	GA09
1-Aug-09	101	AB	88207	J1	A	GRADUATE ASSISTANT, 9-MO	0.50	2,397.00	57	GA09
1-Aug-09	101	AB	88208	J1	A	GRADUATE ASSISTANT, 9-MO	0.50	2,397.00	57	GA09
1-Aug-09	101	AB	88209	J1	A	GRADUATE ASSISTANT, 9-MO	0.50	2,397.00	57	GA09
1-Aug-09	101	AB	88212	J1	A	GRADUATE ASSISTANT, 9-MO	0.50	2,397.00	57	GA09

University of Hawaii
New Hires

Table 13

<u>New Hire Effective</u> <u>Date</u>	<u>Prog ID</u>	<u>Org</u>	<u>Position</u> <u>Number</u>	<u>Perm/</u> <u>Temp</u>	<u>MOF</u>	<u>Position Title</u>	<u>Actual</u> <u>FTE</u>	<u>Actual</u> <u>Salary</u>	<u>BU Code</u>	<u>SR Level</u>
1-Aug-09	101	AB	88217	J1	A	GRADUATE ASSISTANT, 9-MO	0.50	2,593.00	57	GA09
1-Aug-09	101	AB	88220	J1	A	GRADUATE ASSISTANT, 9-MO	0.50	2,593.00	57	GA09
1-Aug-09	101	AB	88225	J1	A	GRADUATE ASSISTANT, 9-MO	0.50	2,397.00	57	GA09
1-Aug-09	101	AB	88227	J1	A	GRADUATE ASSISTANT, 9-MO	0.50	2,493.00	57	GA09
1-Aug-09	101	AB	88233	J1	A	GRADUATE ASSISTANT, 9-MO	0.50	2,397.00	57	GA09
1-Aug-09	101	AB	88238	J1	A	GRADUATE ASSISTANT, 9-MO	0.50	2,593.00	57	GA09
1-Aug-09	101	AB	88248	J1	A	GRADUATE ASSISTANT, 9-MO	0.50	2,397.00	57	GA09
1-Aug-09	101	AB	88252	J1	A	GRADUATE ASSISTANT, 9-MO	0.50	2,397.00	57	GA09
1-Aug-09	101	AB	88260	J1	A	GRADUATE ASSISTANT, 9-MO	0.50	2,493.00	57	GA09
1-Aug-09	101	AB	88262	J1	A	GRADUATE ASSISTANT, 9-MO	0.50	2,397.00	57	GA09
1-Aug-09	101	AB	88265	J1	A	GRADUATE ASSISTANT, 9-MO	0.50	2,397.00	57	GA09
1-Aug-09	101	AB	88278	J1	A	GRADUATE ASSISTANT, 9-MO	0.50	2,593.00	57	GA09
1-Aug-09	101	AB	88282	J1	A	GRADUATE ASSISTANT, 9-MO	0.50	2,397.00	57	GA09
1-Aug-09	101	AB	88320	J1	A	GRADUATE ASSISTANT, 9-MO	0.50	2,397.00	57	GA09
1-Aug-09	101	AB	88323	J1	A	GRADUATE ASSISTANT, 9-MO	0.50	2,593.00	57	GA09
1-Aug-09	101	AB	88339	J1	A	GRADUATE ASSISTANT, 9-MO	0.50	3,280.00	57	GA09
1-Aug-09	101	AB	88343	J1	A	GRADUATE ASSISTANT, 9-MO	0.50	2,397.00	57	GA09
1-Aug-09	101	AB	88356	J1	A	GRADUATE ASSISTANT, 9-MO	0.50	2,593.00	57	GA09
1-Aug-09	101	AB	88362	J1	A	GRADUATE ASSISTANT, 9-MO	0.50	2,397.00	57	GA09
1-Aug-09	101	AB	88391	J1	A	GRADUATE ASSISTANT, 9-MO	0.50	2,397.00	57	GA09
1-Aug-09	101	AB	88394	J1	A	GRADUATE ASSISTANT, 9-MO	0.50	2,593.00	57	GA09
1-Aug-09	101	AB	88420	J1	A	GRADUATE ASSISTANT, 9-MO	0.50	2,593.00	57	GA09
1-Aug-09	101	AB	88431	J1	A	GRADUATE ASSISTANT, 9-MO	0.50	2,397.00	57	GA09
1-Aug-09	101	AB	88440	J1	A	GRADUATE ASSISTANT, 9-MO	0.50	2,397.00	57	GA09
1-Aug-09	101	AB	88442	J1	A	GRADUATE ASSISTANT, 9-MO	0.50	2,593.00	57	GA09
1-Aug-09	101	AB	88443	J1	A	GRADUATE ASSISTANT, 9-MO	0.50	3,411.00	57	GA09
1-Aug-09	101	AB	88447	J1	A	GRADUATE ASSISTANT, 9-MO	0.50	2,593.00	57	GA09
1-Aug-09	101	AB	88456	J1	A	GRADUATE ASSISTANT, 9-MO	0.50	2,397.00	57	GA09
1-Aug-09	101	AB	88461	J1	A	GRADUATE ASSISTANT, 9-MO	0.50	2,593.00	57	GA09
1-Aug-09	101	AB	88469	J1	A	GRADUATE ASSISTANT, 9-MO	0.50	2,493.00	57	GA09
1-Aug-09	101	AB	88487	J1	A	GRADUATE ASSISTANT, 9-MO	0.50	2,593.00	57	GA09
1-Aug-09	101	AB	88498	J1	A	GRADUATE ASSISTANT, 9-MO	0.50	2,593.00	57	GA09
1-Aug-09	101	AB	88507	J1	A	GRADUATE ASSISTANT, 9-MO	0.50	2,593.00	57	GA09
1-Aug-09	101	AB	88511	J1	A	GRADUATE ASSISTANT, 9-MO	0.50	2,593.00	57	GA09
1-Aug-09	101	AB	88516	J1	A	GRADUATE ASSISTANT, 9-MO	0.50	2,593.00	57	GA09
1-Aug-09	101	AB	88528	J1	A	GRADUATE ASSISTANT, 9-MO	0.50	2,593.00	57	GA09
1-Aug-09	101	AB	88530	J1	A	GRADUATE ASSISTANT, 9-MO	0.50	3,033.00	57	GA09
1-Aug-09	101	AB	88533	J1	A	GRADUATE ASSISTANT, 9-MO	0.50	2,593.00	57	GA09
1-Aug-09	101	AB	88556	J1	A	GRADUATE ASSISTANT, 9-MO	0.50	2,397.00	57	GA09
1-Aug-09	101	AB	88559	J1	A	GRADUATE ASSISTANT, 9-MO	0.50	2,397.00	57	GA09
1-Aug-09	101	AB	88561	J1	A	GRADUATE ASSISTANT, 9-MO	0.50	2,493.00	57	GA09
1-Aug-09	101	AB	88581	J1	A	GRADUATE ASSISTANT, 9-MO	0.50	2,593.00	57	GA09
1-Aug-09	101	AB	88590	J1	A	GRADUATE ASSISTANT, 9-MO	0.50	2,593.00	57	GA09
1-Aug-09	101	AB	88599	J1	A	GRADUATE ASSISTANT, 9-MO	0.50	2,593.00	57	GA09
1-Aug-09	101	AB	88609	J1	A	GRADUATE ASSISTANT, 9-MO	0.50	2,593.00	57	GA09
1-Aug-09	101	AB	88629	J1	A	GRADUATE ASSISTANT, 9-MO	0.50	2,593.00	57	GA09
1-Aug-09	101	AB	88631	J1	A	GRADUATE ASSISTANT, 9-MO	0.50	2,593.00	57	GA09
1-Aug-09	101	AB	88664	J1	A	GRADUATE ASSISTANT, 9-MO	0.50	2,593.00	57	GA09
1-Aug-09	101	AB	88681	J1	A	GRADUATE ASSISTANT, 9-MO	0.50	2,397.00	57	GA09
1-Aug-09	101	AB	0082117T	T1	A	GRADUATE ASSISTANT, 9-MO	0.50	2,593.00	57	GA09
1-Aug-09	101	AB	0082119T	T1	A	GRADUATE ASSISTANT, 9-MO	0.50	2,397.00	57	GA09
1-Aug-09	101	AB	0082123T	T1	A	GRADUATE ASSISTANT, 9-MO	0.50	2,397.00	57	GA09
1-Aug-09	101	AB	0083020T	T1	A	INSTRUCTOR, UHM, 9-MO	1.00	3,634.00	7	I2M09
1-Aug-09	101	AB	0083452T	T1	A	GRADUATE ASSISTANT, 9-MO	0.50	2,493.00	57	GA09
1-Aug-09	101	AB	0083828T	T1	A	GRADUATE ASSISTANT, 9-MO	0.50	2,593.00	57	GA09
1-Aug-09	101	AB	0083834T	T1	A	GRADUATE ASSISTANT, 9-MO	0.50	2,804.00	57	GA09
1-Aug-09	101	AB	0083844T	T1	A	GRADUATE ASSISTANT, 9-MO	0.50	2,804.00	57	GA09
1-Aug-09	101	AB	0083855T	T1	A	GRADUATE ASSISTANT, 9-MO	0.50	2,593.00	57	GA09
1-Aug-09	101	AB	0084793T	T1	A	GRADUATE ASSISTANT, 9-MO	0.50	2,593.00	57	GA09
1-Aug-09	101	AB	0085344T	J1	A	GRADUATE ASSISTANT, 9-MO	0.50	2,593.00	57	GA09

University of Hawaii
New Hires

Table 13

<u>New Hire Effective</u> <u>Date</u>	<u>Prog ID</u>	<u>Org</u>	<u>Position</u> <u>Number</u>	<u>Perm/</u> <u>Temp</u>	<u>MOF</u>	<u>Position Title</u>	<u>Actual</u> <u>FTE</u>	<u>Actual</u> <u>Salary</u>	<u>BU Code</u>	<u>SR Level</u>
1-Aug-09	101	AB	0086064T	T1	A	GRADUATE ASSISTANT, 9-MO	0.50	2,593.00	57	GA09
3-Aug-09	101	AB	88410	J1	A	GRADUATE ASSISTANT, 11-MO	0.50	2,804.00	57	GA11
5-Aug-09	101	AB	88374	J1	A	GRADUATE ASSISTANT, 9-MO	0.50	2,397.00	57	GA09
6-Aug-09	101	AB	88543	J1	A	GRADUATE ASSISTANT	0.50	2,397.00	57	GA09
7-Aug-09	101	AB	85158	J1	A	GRADUATE ASSISTANT, 9-MO	0.50	2,593.00	57	GA09
7-Aug-09	101	AB	88234	J1	A	GRADUATE ASSISTANT, 9-MO	0.50	2,593.00	57	GA09
10-Aug-09	101	AB	85021	J1	A	GRADUATE ASSISTANT, 9-MO	0.50	2,593.00	57	GA09
10-Aug-09	101	AB	88496	J1	A	GRADUATE ASSISTANT, 9-MO	0.50	2,593.00	57	GA09
10-Aug-09	101	AB	0082136T	T1	A	GRADUATE ASSISTANT, 9-MO	0.50	2,397.00	57	GA09
10-Aug-09	101	AB	0084184T	T1	A	GRADUATE ASSISTANT, 9-MO	0.50	3,690.00	57	GA09
11-Aug-09	101	AB	88524	J1	A	GRADUATE ASSISTANT, 9-MO	0.50	2,593.00	57	GA09
11-Aug-09	101	AB	0083849T	T1	A	GRADUATE ASSISTANT, 9-MO	0.50	3,690.00	57	GA09
12-Aug-09	101	AB	85040	J1	A	GRADUATE ASSISTANT, 9-MO	0.50	2,593.00	57	GA09
13-Aug-09	101	AB	88198	J1	A	GRADUATE ASSISTANT, 9-MO	0.50	2,593.00	57	GA09
13-Aug-09	101	AB	88547	J1	A	GRADUATE ASSISTANT, 9-MO	0.50	2,593.00	57	GA09
14-Aug-09	101	AB	85024	J1	A	GRADUATE ASSISTANT, 9-MO	0.50	2,593.00	57	GA09
14-Aug-09	101	AB	85049	J1	A	GRADUATE ASSISTANT, 9-MO	0.50	2,593.00	57	GA09
14-Aug-09	101	AB	85506	J1	A	GRADUATE ASSISTANT, 9-MO	0.50	3,690.00	57	GA09
14-Aug-09	101	AB	88211	J1	A	GRADUATE ASSISTANT, 9-MO	0.50	2,397.00	57	GA09
14-Aug-09	101	AB	88441	J1	A	GRADUATE ASSISTANT, 9-MO	0.50	3,690.00	57	GA09
16-Aug-09	101	AB	85523	J1	A	GRADUATE ASSISTANT, 9-MO	0.50	2,593.00	57	GA09
17-Aug-09	101	AB	80523	J1	A	ACADEMIC SUPPORT	1.00	3,727.00	8	PBB
17-Aug-09	101	AB	88055	J1	A	GRADUATE ASSISTANT, 9-MO	0.50	2,593.00	57	GA09
17-Aug-09	101	AB	88226	J1	A	GRADUATE ASSISTANT, 9-MO	0.50	2,593.00	57	GA09
17-Aug-09	101	AB	88389	J1	A	GRADUATE ASSISTANT, 9-MO	0.50	2,593.00	57	GA09
18-Aug-09	101	AB	87552	J1	A	ASST PROF, UHM, 9-MO	1.00	6,083.34	7	I3M09
24-Aug-09	101	AB	88136	J1	A	GRADUATE ASSISTANT, 9-MO	0.50	2,593.00	57	GA09
1-Sep-09	101	AB	87557	J1	A	GRADUATE ASSISTANT, 9-MO	0.50	2,804.00	57	GA09
1-Sep-09	101	AB	0070095T	T1	P	ASST PROF, UHM, 11-MO	1.00	5,986.00	7	I3M11
15-Sep-09	101	AB	88165	J1	A	GRADUATE ASSISTANT, 11-MO	0.50	2,804.00	57	GA11
1-Oct-09	101		0085855T	T1	F	JR SPECIALIST, UHM, 11-MO	1.00	4,500.00	7	S2M11
1-Dec-09	101	AB	15344	J1	A	OFFICE ASSISTANT IV	1.00	2,499.00	3	SR10
1-Jan-10	101	AB	83831	J1	A	GRADUATE ASSISTANT, 9-MO	0.50	2,397.00	57	GA09
1-Jan-10	101	AB	83915	J1	A	ASST PROF, UHM, 9-MO	1.00	6,016.00	7	I3M09
1-Jan-10	101	AB	85021	J1	A	GRADUATE ASSISTANT, 9-MO	0.50	2,804.00	57	GA09
1-Jan-10	101	AB	85790	J1	A	ASST PROF, UHM, 9-MO	1.00	5,798.00	7	I3M09
1-Jan-10	101	AB	87111	J1	A	GRADUATE ASSISTANT, 9-MO	0.50	3,690.00	57	GA09
1-Jan-10	101	AB	88008	J1	A	GRADUATE ASSISTANT, 9-MO	0.50	2,397.00	57	GA09
1-Jan-10	101	AB	88053	J1	A	GRADUATE ASSISTANT, 9-MO	0.50	2,397.00	57	GA09
1-Jan-10	101	AB	88079	J1	A	GRADUATE ASSISTANT, 9-MO	0.50	2,593.00	57	GA09
1-Jan-10	101	AB	88086	J1	A	GRADUATE ASSISTANT, 9-MO	0.50	2,397.00	57	GA09
1-Jan-10	101	AB	88118	J1	A	GRADUATE ASSISTANT, 9-MO	0.50	2,397.00	57	GA09
1-Jan-10	101	AB	88128	J1	A	GRADUATE ASSISTANT, 9-MO	0.50	2,397.00	57	GA09
1-Jan-10	101	AB	88198	J1	A	GRADUATE ASSISTANT, 9-MO	0.50	2,593.00	57	GA09
1-Jan-10	101	AB	88209	J1	A	GRADUATE ASSISTANT, 9-MO	0.50	2,397.00	57	GA09
1-Jan-10	101	AB	88213	J1	A	GRADUATE ASSISTANT, 9-MO	0.50	2,593.00	57	GA09
1-Jan-10	101	AB	88246	J1	A	GRADUATE ASSISTANT, 9-MO	0.50	2,397.00	57	GA09
1-Jan-10	101	AB	88362	J1	A	GRADUATE ASSISTANT, 9-MO	0.50	2,397.00	57	GA09
1-Jan-10	101	AB	88374	J1	A	GRADUATE ASSISTANT, 9-MO	0.50	2,397.00	57	GA09
1-Jan-10	101	AB	88382	J1	A	GRADUATE ASSISTANT, 9-MO	0.50	2,916.00	57	GA09
1-Jan-10	101	AB	88395	J1	A	GRADUATE ASSISTANT, 9-MO	0.50	2,397.00	57	GA09
1-Jan-10	101	AB	88416	J1	A	GRADUATE ASSISTANT, 9-MO	0.50	2,397.00	57	GA09
1-Jan-10	101	AB	88475	J1	A	GRADUATE ASSISTANT, 9-MO	0.50	2,397.00	57	GA09
1-Jan-10	101	AB	88485	J1	A	GRADUATE ASSISTANT, 9-MO	0.50	2,397.00	57	GA09
1-Jan-10	101	AB	88517	J1	A	GRADUATE ASSISTANT, 9-MO	0.50	2,593.00	57	GA09
1-Jan-10	101	AB	88522	J1	A	GRADUATE ASSISTANT, 9-MO	0.50	2,397.00	57	GA09
1-Jan-10	101	AB	88580	J1	A	GRADUATE ASSISTANT, 9-MO	0.50	2,593.00	57	GA09
1-Jan-10	101	AB	88610	J1	A	GRADUATE ASSISTANT, 9-MO	0.50	2,397.00	57	GA09
1-Jan-10	101	AB	88620	J1	A	GRADUATE ASSISTANT, 9-MO	0.50	2,593.00	57	GA09
1-Jan-10	101	AB	88631	J1	A	GRADUATE ASSISTANT, 9-MO	0.50	2,593.00	57	GA09

University of Hawaii
New Hires

Table 13

<u>New Hire Effective</u> <u>Date</u>	<u>Prog ID</u>	<u>Org</u>	<u>Position</u> <u>Number</u>	<u>Perm/</u> <u>Temp</u>	<u>MOF</u>	<u>Position Title</u>	<u>Actual</u> <u>FTE</u>	<u>Actual</u> <u>Salary</u>	<u>BU Code</u>	<u>SR Level</u>
1-Jan-10	101	AB	0083020T	T1	A	INSTRUCTOR, UHM, 9-MO	1.00	3,563.00	7	I2M09
1-Jan-10	101	AB	0084793T	T1	A	GRADUATE ASSISTANT, 9-MO	0.50	2,593.00	57	GA09
2-Jan-10	101	AB	88165	J1	A	GRADUATE ASSISTANT, 11-MO	0.50	2,804.00	57	GA11
4-Jan-10	101	AB	77601	J1	A	ACADEMIC SUPPORT	1.00	3,447.00	8	PBB
4-Jan-10	101	AB	88241	J1	A	GRADUATE ASSISTANT, 11-MO	0.50	2,804.00	57	GA11
4-Jan-10	101	AB	0070094T	T1	P	JR SPECIALIST, UHM, 11-MO	1.00	4,080.00	7	S2M11
6-Jan-10	101	AB	88256	J1	A	GRADUATE ASSISTANT, 9-MO	0.50	2,593.00	57	GA09
8-Jan-10	101	AB	88273	J1	A	GRADUATE ASSISTANT, 9-MO	0.50	2,593.00	57	GA09
11-Jan-10	101	AB	88630	J1	A	GRADUATE ASSISTANT, 11-MO	0.50	2,804.00	57	GA11
13-Jan-10	101	AB	88097	J1	A	GRADUATE ASSISTANT, 9-MO	0.50	2,804.00	57	GA09
14-Jan-10	101	AB	85020	J1	A	GRADUATE ASSISTANT, 9-MO	0.50	2,593.00	57	GA09
15-Jan-10	101	AB	0087056T	T1	A	GRADUATE ASSISTANT, 9-MO	0.50	2,593.00	57	GA09
16-Jan-10	101	AB	83586	J1	A	INSTRUCTOR, UHM, 11-MO	0.75	4,501.00	7	I2M11
20-Jan-10	101	AB	88181	J1	A	GRADUATE ASSISTANT, 11-MO	0.50	2,804.00	57	GA11
20-Jan-10	101	AB	88296	J1	A	GRADUATE ASSISTANT, 9-MO	0.50	2,397.00	57	GA09
1-Mar-10	101	AB	82126	J1	A	INSTRUCTOR, UHM, 9-MO	0.45	3,563.00	67	I2M09
1-Mar-10	101	AB	84340	J1	A	INSTRUCTOR, UHM, 9-MO	0.30	3,563.00	67	I2M09
1-Mar-10	101	AB	84955	J1	A	INSTRUCTOR, UHM, 9-MO	0.20	3,563.00	67	I2M09
1-Mar-10	101	AB	87251	J1	A	INSTRUCTOR, UHM, 9-MO	0.45	3,563.00	67	I2M09
1-Mar-10	101	AB	88165	J1	A	GRADUATE ASSISTANT, 11-MO	0.50	2,804.00	57	GA11
1-Mar-10	101	AB	88696	J1	A	INSTRUCTOR, UHM, 9-MO	0.20	3,563.00	67	I2M09
9-Mar-10	101	AB	88347	J1	A	GRADUATE ASSISTANT, 9-MO	0.50	2,397.00	57	GA09
15-Mar-10	101	AB	88060	J1	A	GRADUATE ASSISTANT, 9-MO	0.50	2,397.00	57	GA09
1-Apr-10	101	AB	77594	J1	A	ACADEMIC SUPPORT	0.50	2,828.00	8	PBA
13-May-10	101	AB	79132	J1	A	ACADEMIC SUPPORT	1.00	3,587.00	8	PBB
7-Jul-10	101	AB	80681	J1	A	INSTITUTIONAL SUPPORT	1.00	2,904.00	8	PBA
16-Jul-10	101	AB	80358	J1	A	ACADEMIC SUPPORT	1.00	3,988.00	8	PBB
16-Jul-10	101	AB	85646	J1	A	GRADUATE ASSISTANT, 11-MO	0.50	2,916.00	57	GA11
1-Aug-10	101	AB	70173	J1	A	INSTRUCTOR, UHM, 9-MO	1.00	5,930.42	7	I2M09
1-Aug-10	101	AB	82101	J1	A	ASST PROF, UHM, 9-MO	1.00	5,130.00	7	I3M09
1-Aug-10	101	AB	82189	J1	A	GRADUATE ASSISTANT, 9-MO	0.50	2,397.00	57	GA09
1-Aug-10	101	AB	82340	J1	A	ASST PROF, UHM, 9-MO	1.00	5,027.00	7	I3M09
1-Aug-10	101	AB	82449	J1	A	ASSOC PROF, UHM, 9-MO	1.00	7,718.75	7	I4M09
1-Aug-10	101	AB	82590	J1	A	GRADUATE ASSISTANT, 9-MO	0.50	2,397.00	57	GA09
1-Aug-10	101	AB	82602	J1	A	ASST PROF, UHM, 9-MO	1.00	5,605.00	7	I3M09
1-Aug-10	101	AB	82641	J1	A	ACTING ASSISTANT PROFESSOR	1.00	5,560.00	7	I3M09
1-Aug-10	101	AB	82940	J1	A	ASST PROF, UHM, 9-MO	1.00	5,130.00	7	I3M09
1-Aug-10	101	AB	83168	J1	A	ASSOC PROF, UHM, 9-MO	1.00	8,740.00	7	I4M09
1-Aug-10	101	AB	83366	J1	A	GRADUATE ASSISTANT, 9-MO	0.50	2,397.00	57	GA09
1-Aug-10	101	AB	83528	J1	A	ASST PROF, UHM, 9-MO	1.00	5,146.00	7	I3M09
1-Aug-10	101	AB	84336	J1	A	ASST PROF, UHM, 9-MO	1.00	5,130.00	7	I3M09
1-Aug-10	101	AB	84880	J1	A	GRADUATE ASSISTANT, 9-MO	0.50	2,593.00	57	GA09
1-Aug-10	101	AB	84903	J1	A	ASST PROF, UHM, 9-MO	1.00	5,265.00	7	I3M09
1-Aug-10	101	AB	85031	J1	A	GRADUATE ASSISTANT, 9-MO	0.50	2,804.00	57	GA09
1-Aug-10	101	AB	85148	J1	A	GRADUATE ASSISTANT, 9-MO	0.50	2,593.00	57	GA09
1-Aug-10	101	AB	85295	J1	A	INSTRUCTOR, UHM, 9-MO	1.00	4,355.00	7	I2M09
1-Aug-10	101	AB	85605	J1	A	GRADUATE ASSISTANT, 9-MO	0.50	2,593.00	57	GA09
1-Aug-10	101	AB	85707	J1	A	PROF, MED, 11-MO	0.50	13,382.00	7	M5M11
1-Aug-10	101	AB	85777	J1	A	GRADUATE ASSISTANT, 9-MO	0.50	2,397.00	57	GA09
1-Aug-10	101	AB	85878	J1	A	ASST PROF, UHM, 9-MO	1.00	5,792.00	7	I3M09
1-Aug-10	101	AB	85880	J1	A	ASST PROF, UHM, 9-MO	1.00	5,792.00	7	I3M09
1-Aug-10	101	AB	86468	J1	A	INSTRUCTOR, UHM, 9-MO	1.00	5,495.00	7	I2M09
1-Aug-10	101	AB	87111	J1	A	GRADUATE ASSISTANT, 9-MO	0.50	3,690.00	57	GA09
1-Aug-10	101	AB	88002	J1	A	GRADUATE ASSISTANT, 9-MO	0.50	2,493.00	57	GA09
1-Aug-10	101	AB	88003	J1	A	GRADUATE ASSISTANT, 9-MO	0.50	2,493.00	57	GA09
1-Aug-10	101	AB	88008	J1	A	GRADUATE ASSISTANT, 9-MO	0.50	2,593.00	57	GA09
1-Aug-10	101	AB	88028	J1	A	GRADUATE ASSISTANT, 9-MO	0.50	2,397.00	57	GA09
1-Aug-10	101	AB	88041	J1	A	GRADUATE ASSISTANT, 9-MO	0.50	2,593.00	57	GA09
1-Aug-10	101	AB	88046	J1	A	GRADUATE ASSISTANT, 9-MO	0.50	2,397.00	57	GA09
1-Aug-10	101	AB	88055	J1	A	GRADUATE ASSISTANT, 9-MO	0.50	2,593.00	57	GA09

University of Hawaii
New Hires

Table 13

<u>New Hire Effective</u> <u>Date</u>	<u>Prog ID</u>	<u>Org</u>	<u>Position</u> <u>Number</u>	<u>Perm/</u> <u>Temp</u>	<u>MOF</u>	<u>Position Title</u>	<u>Actual</u> <u>FTE</u>	<u>Actual</u> <u>Salary</u>	<u>BU Code</u>	<u>SR Level</u>
1-Aug-10	101	AB	88060	J1	A	GRADUATE ASSISTANT, 9-MO	0.50	2,593.00	57	GA09
1-Aug-10	101	AB	88061	J1	A	GRADUATE ASSISTANT, 9-MO	0.50	2,397.00	57	GA09
1-Aug-10	101	AB	88068	J1	A	GRADUATE ASSISTANT, 9-MO	0.50	2,804.00	57	GA09
1-Aug-10	101	AB	88069	J1	A	GRADUATE ASSISTANT, 9-MO	0.50	2,593.00	57	GA09
1-Aug-10	101	AB	88073	J1	A	GRADUATE ASSISTANT, 9-MO	0.50	2,804.00	57	GA09
1-Aug-10	101	AB	88080	J1	A	GRADUATE ASSISTANT, 9-MO	0.50	2,397.00	57	GA09
1-Aug-10	101	AB	88084	J1	A	GRADUATE ASSISTANT, 9-MO	0.50	2,397.00	57	GA09
1-Aug-10	101	AB	88093	J1	A	GRADUATE ASSISTANT, 9-MO	0.50	2,397.00	57	GA09
1-Aug-10	101	AB	88100	J1	A	GRADUATE ASSISTANT, 9-MO	0.50	2,593.00	57	GA09
1-Aug-10	101	AB	88110	J1	A	GRADUATE ASSISTANT, 9-MO	0.50	2,397.00	57	GA09
1-Aug-10	101	AB	88128	J1	A	GRADUATE ASSISTANT, 9-MO	0.50	2,593.00	57	GA09
1-Aug-10	101	AB	88137	J1	A	GRADUATE ASSISTANT, 9-MO	0.50	3,411.00	57	GA09
1-Aug-10	101	AB	88142	J1	A	GRADUATE ASSISTANT, 9-MO	0.50	2,593.00	57	GA09
1-Aug-10	101	AB	88162	J1	A	GRADUATE ASSISTANT, 9-MO	0.50	3,280.00	57	GA09
1-Aug-10	101	AB	88179	J1	A	GRADUATE ASSISTANT, 9-MO	0.50	2,397.00	57	GA09
1-Aug-10	101	AB	88182	J1	A	GRADUATE ASSISTANT, 9-MO	0.50	2,593.00	57	GA09
1-Aug-10	101	AB	88193	J1	A	GRADUATE ASSISTANT, 9-MO	0.50	2,593.00	57	GA09
1-Aug-10	101	AB	88198	J1	A	GRADUATE ASSISTANT, 9-MO	0.50	2,804.00	57	GA09
1-Aug-10	101	AB	88201	J1	A	GRADUATE ASSISTANT, 9-MO	0.50	2,397.00	57	GA09
1-Aug-10	101	AB	88207	J1	A	GRADUATE ASSISTANT, 9-MO	0.50	2,397.00	57	GA09
1-Aug-10	101	AB	88208	J1	A	GRADUATE ASSISTANT, 9-MO	0.50	2,397.00	57	GA09
1-Aug-10	101	AB	88212	J1	A	GRADUATE ASSISTANT, 9-MO	0.50	2,397.00	57	GA09
1-Aug-10	101	AB	88225	J1	A	GRADUATE ASSISTANT, 9-MO	0.50	2,397.00	57	GA09
1-Aug-10	101	AB	88226	J1	A	GRADUATE ASSISTANT, 9-MO	0.50	2,593.00	57	GA09
1-Aug-10	101	AB	88232	J1	A	GRADUATE ASSISTANT, 9-MO	0.50	2,397.00	57	GA09
1-Aug-10	101	AB	88237	J1	A	GRADUATE ASSISTANT, 9-MO	0.50	2,397.00	57	GA09
1-Aug-10	101	AB	88250	J1	A	GRADUATE ASSISTANT, 9-MO	0.50	2,397.00	57	GA09
1-Aug-10	101	AB	88262	J1	A	GRADUATE ASSISTANT, 9-MO	0.50	2,593.00	57	GA09
1-Aug-10	101	AB	88268	J1	A	GRADUATE ASSISTANT, 9-MO	0.50	2,593.00	57	GA09
1-Aug-10	101	AB	88271	J1	A	GRADUATE ASSISTANT, 9-MO	0.50	2,593.00	57	GA09
1-Aug-10	101	AB	88296	J1	A	GRADUATE ASSISTANT, 9-MO	0.50	2,397.00	57	GA09
1-Aug-10	101	AB	88297	J1	A	GRADUATE ASSISTANT, 9-MO	0.50	2,397.00	57	GA09
1-Aug-10	101	AB	88309	J1	A	GRADUATE ASSISTANT, 9-MO	0.50	2,593.00	57	GA09
1-Aug-10	101	AB	88311	J1	A	GRADUATE ASSISTANT, 9-MO	0.50	2,593.00	57	GA09
1-Aug-10	101	AB	88320	J1	A	GRADUATE ASSISTANT, 9-MO	0.50	2,397.00	57	GA09
1-Aug-10	101	AB	88324	J1	A	GRADUATE ASSISTANT, 9-MO	0.50	2,593.00	57	GA09
1-Aug-10	101	AB	88329	J1	A	GRADUATE ASSISTANT, 9-MO	0.50	2,696.00	57	GA09
1-Aug-10	101	AB	88342	J1	A	GRADUATE ASSISTANT, 9-MO	0.50	2,593.00	57	GA09
1-Aug-10	101	AB	88347	J1	A	GRADUATE ASSISTANT, 9-MO	0.50	2,397.00	57	GA09
1-Aug-10	101	AB	88362	J1	A	GRADUATE ASSISTANT, 9-MO	0.50	2,397.00	57	GA09
1-Aug-10	101	AB	88367	J1	A	GRADUATE ASSISTANT, 9-MO	0.50	2,593.00	57	GA09
1-Aug-10	101	AB	88380	J1	A	GRADUATE ASSISTANT, 9-MO	0.50	2,397.00	57	GA09
1-Aug-10	101	AB	88385	J1	A	GRADUATE ASSISTANT, 9-MO	0.50	2,593.00	57	GA09
1-Aug-10	101	AB	88388	J1	A	GRADUATE ASSISTANT, 9-MO	0.50	2,593.00	57	GA09
1-Aug-10	101	AB	88389	J1	A	GRADUATE ASSISTANT, 9-MO	0.50	2,593.00	57	GA09
1-Aug-10	101	AB	88394	J1	A	GRADUATE ASSISTANT, 9-MO	0.50	2,593.00	57	GA09
1-Aug-10	101	AB	88401	J1	A	GRADUATE ASSISTANT, 9-MO	0.50	2,397.00	57	GA09
1-Aug-10	101	AB	88421	J1	A	GRADUATE ASSISTANT, 9-MO	0.50	2,493.00	57	GA09
1-Aug-10	101	AB	88431	J1	A	GRADUATE ASSISTANT, 9-MO	0.50	2,493.00	57	GA09
1-Aug-10	101	AB	88440	J1	A	GRADUATE ASSISTANT, 9-MO	0.50	2,397.00	57	GA09
1-Aug-10	101	AB	88445	J1	A	GRADUATE ASSISTANT, 9-MO	0.50	2,397.00	57	GA09
1-Aug-10	101	AB	88446	J1	A	GRADUATE ASSISTANT, 9-MO	0.50	2,397.00	57	GA09
1-Aug-10	101	AB	88447	J1	A	GRADUATE ASSISTANT, 9-MO	0.50	2,593.00	57	GA09
1-Aug-10	101	AB	88456	J1	A	GRADUATE ASSISTANT, 9-MO	0.50	2,397.00	57	GA09
1-Aug-10	101	AB	88468	J1	A	GRADUATE ASSISTANT, 9-MO	0.50	2,593.00	57	GA09
1-Aug-10	101	AB	88478	J1	A	GRADUATE ASSISTANT, 9-MO	0.50	2,593.00	57	GA09
1-Aug-10	101	AB	88487	J1	A	GRADUATE ASSISTANT, 9-MO	0.50	2,593.00	57	GA09
1-Aug-10	101	AB	88490	J1	A	GRADUATE ASSISTANT, 9-MO	0.50	2,397.00	57	GA09
1-Aug-10	101	AB	88497	J1	A	GRADUATE ASSISTANT, 9-MO	0.50	2,593.00	57	GA09
1-Aug-10	101	AB	88502	J1	A	GRADUATE ASSISTANT, 9-MO	0.50	2,397.00	57	GA09

University of Hawaii
New Hires

Table 13

<u>New Hire Effective</u> <u>Date</u>	<u>Prog ID</u>	<u>Org</u>	<u>Position</u> <u>Number</u>	<u>Perm/</u> <u>Temp</u>	<u>MOF</u>	<u>Position Title</u>	<u>Actual</u> <u>FTE</u>	<u>Actual</u> <u>Salary</u>	<u>BU Code</u>	<u>SR Level</u>
1-Aug-10	101	AB	88506	J1	A	GRADUATE ASSISTANT, 9-MO	0.50	2,397.00	57	GA09
1-Aug-10	101	AB	88511	J1	A	GRADUATE ASSISTANT, 9-MO	0.50	2,397.00	57	GA09
1-Aug-10	101	AB	88515	J1	A	GRADUATE ASSISTANT, 9-MO	0.50	2,397.00	57	GA09
1-Aug-10	101	AB	88516	J1	A	GRADUATE ASSISTANT, 9-MO	0.50	2,593.00	57	GA09
1-Aug-10	101	AB	88522	J1	A	GRADUATE ASSISTANT, 9-MO	0.50	2,593.00	57	GA09
1-Aug-10	101	AB	88529	J1	A	GRADUATE ASSISTANT, 9-MO	0.50	2,397.00	57	GA09
1-Aug-10	101	AB	88537	J1	A	GRADUATE ASSISTANT, 9-MO	0.50	2,397.00	57	GA09
1-Aug-10	101	AB	88593	J1	A	GRADUATE ASSISTANT, 9-MO	0.50	2,593.00	57	GA09
1-Aug-10	101	AB	88599	J1	A	GRADUATE ASSISTANT, 9-MO	0.50	2,593.00	57	GA09
1-Aug-10	101	AB	88600	J1	A	GRADUATE ASSISTANT, 9-MO	0.50	2,397.00	57	GA09
1-Aug-10	101	AB	88603	J1	A	GRADUATE ASSISTANT, 9-MO	0.50	2,593.00	57	GA09
1-Aug-10	101	AB	88629	J1	A	GRADUATE ASSISTANT, 9-MO	0.50	2,593.00	57	GA09
1-Aug-10	101	AB	88631	J1	A	GRADUATE ASSISTANT, 9-MO	0.50	2,397.00	57	GA09
1-Aug-10	101	AB	88676	J1	A	GRADUATE ASSISTANT, 9-MO	0.50	2,593.00	57	GA09
1-Aug-10	101	AB	88969	J1	B	GRADUATE ASSISTANT, 9-MO	0.50	2,397.00	57	GA09
1-Aug-10	101	AB	0070097T	T1	A	INSTRUCTOR, UHM, 9-MO	1.00	3,850.00	7	I2M09
1-Aug-10	101	AB	0083446T	T1	A	GRADUATE ASSISTANT, 9-MO	0.50	2,397.00	57	GA09
1-Aug-10	101	AB	0083456T	T1	A	GRADUATE ASSISTANT, 9-MO	0.50	2,493.00	57	GA09
1-Aug-10	101	AB	0083844T	T1	A	GRADUATE ASSISTANT, 9-MO	0.50	2,593.00	57	GA09
1-Aug-10	101	AB	0084877T	T1	A	GRADUATE ASSISTANT, 9-MO	0.50	2,397.00	57	GA09
1-Aug-10	101	AB	0088396T	T1	A	GRADUATE ASSISTANT, 9-MO	0.50	3,690.00	57	GA09
1-Aug-10	101	AB	0088400T	T1	A	GRADUATE ASSISTANT, 9-MO	0.50	3,411.00	57	GA09
2-Aug-10	101	AB	83392	J1	A	JR SPECIALIST, UHM, 11-MO	1.00	3,959.00	7	S2M11
2-Aug-10	101	AB	88630	J1	A	GRADUATE ASSISTANT, 11-MO	0.50	2,804.00	57	GA11
3-Aug-10	101	AB	88116	J1	A	GRADUATE ASSISTANT, 9-MO	0.50	2,593.00	57	GA09
5-Aug-10	101	AB	85158	J1	A	GRADUATE ASSISTANT, 9-MO	0.50	2,593.00	57	GA09
6-Aug-10	101	AB	82640	J1	A	ASST PROF, UHM, 9-MO	1.00	5,581.00	7	I3M09
6-Aug-10	101	AB	88220	J1	A	GRADUATE ASSISTANT, 9-MO	0.50	2,593.00	57	GA09
9-Aug-10	101	AB	88410	J1	A	GRADUATE ASSISTANT, 11-MO	0.50	2,804.00	57	GA11
9-Aug-10	101	AB	0082119T	T1	A	GRADUATE ASSISTANT, 9-MO	0.50	2,397.00	57	GA09
10-Aug-10	101	AB	88278	J1	A	GRADUATE ASSISTANT, 9-MO	0.50	2,593.00	57	GA09
11-Aug-10	101	AB	88253	J1	A	GRADUATE ASSISTANT, 9-MO	0.50	2,804.00	57	GA09
12-Aug-10	101	AB	82254	J1	A	VISITING ASST PROF, UHM, 9-MO	1.00	4,355.00	7	I3M09
12-Aug-10	101	AB	88021	J1	A	GRADUATE ASSISTANT, 9-MO	0.50	2,593.00	57	GA09
12-Aug-10	101	AB	88148	J1	A	GRADUATE ASSISTANT, 9-MO	0.50	2,593.00	57	GA09
12-Aug-10	101	AB	88650	J1	A	GRADUATE ASSISTANT, 9-MO	0.50	2,593.00	57	GA09
14-Aug-10	101	AB	88176	J1	A	GRADUATE ASSISTANT, 9-MO	0.50	2,593.00	57	GA09
16-Aug-10	101	AB	82993	J1	A	VISITING PROFESSOR	0.50	3,500.00	7	I5M09
16-Aug-10	101	AB	86467	J1	A	GRADUATE ASSISTANT, 9-MO	0.50	2,593.00	57	GA09
16-Aug-10	101	AB	88138	J1	A	GRADUATE ASSISTANT, 11-MO	0.50	2,804.00	57	GA11
16-Aug-10	101	AB	88441	J1	A	GRADUATE ASSISTANT, 9-MO	0.50	3,690.00	57	GA09
16-Aug-10	101	AB	88563	J1	A	GRADUATE ASSISTANT, 9-MO	0.50	2,804.00	57	GA09
19-Aug-10	101	AB	78992	J1	A	INSTITUTIONAL SUPPORT	1.00	2,904.00	8	PBA
23-Aug-10	101	AB	85028	J1	A	GRADUATE ASSISTANT, 9-MO	0.50	3,280.00	57	GA09
23-Aug-10	101	AB	87557	J1	A	GRADUATE ASSISTANT, 9-MO	0.50	2,593.00	57	GA09
30-Aug-10	101	AB	88520	J1	A	GRADUATE ASSISTANT, 9-MO	0.50	2,804.00	57	GA09
1-Sep-10	101	AB	84644	J1	A	PROFESSOR, UHM, 11-MO	1.00	13,217.00	7	I5M11
1-Sep-10	101	AB	88165	J1	A	GRADUATE ASSISTANT, 11-MO	0.50	2,804.00	57	GA11
6-Oct-10	101	AB	79142	J1	A	ACADEMIC SUPPORT	1.00	4,232.00	8	PBB
18-Oct-10	101	AB	77635	J1	A	INSTITUTIONAL SUPPORT	1.00	3,021.00	8	PBA
18-Oct-10	101	AB	78993	J1	A	INSTITUTIONAL SUPPORT	1.00	2,904.00	8	PBA
26-Oct-10	101	AB	80166	J1	A	INSTITUTIONAL SUPPORT	1.00	3,758.00	8	PBB
1-Jul-09	102	AH	89022	J1	A	IER DIR OF ADMIN SVCS, CTAHR	0.40	10,362.00	68	13
1-Aug-09	102	AH	84640	J1	A	ASSOC SPECIALIST, UHM, 11-MO	1.00	8,229.17	7	S4M11
1-Aug-09	102	AH	85510	J1	A	ASST PROF, UHM, 9-MO	1.00	6,083.34	7	I3M09
3-Aug-09	102	AH	88565	J1	A	GRADUATE ASSISTANT, 11-MO	0.50	3,033.00	57	GA11
17-Aug-09	102	AH	0088494T	T1	A	GRADUATE ASSISTANT, 9-MO	0.50	2,397.00	57	GA09
17-Aug-09	102	AH	00GA11	T1	N	GRADUATE ASSISTANT, 11-MO	0.50	2,593.00	57	GA11
1-Sep-09	102	AH	0088464T	T1	F	ASST EXTENSION AGENT, 11-MO	1.00	4,833.33	7	A3M11
1-Jan-10	102	AH	89465	J1	A	ASSOC DIR RESEARCH INSTITUTE	1.00	16,668.00	87	14

New Hires

<u>New Hire Effective</u> <u>Date</u>	<u>Prog ID</u>	<u>Org</u>	<u>Position</u> <u>Number</u>	<u>Perm/</u> <u>Temp</u>	<u>MOF</u>	<u>Position Title</u>	<u>Actual</u> <u>FTE</u>	<u>Actual</u> <u>Salary</u>	<u>BU Code</u>	<u>SR Level</u>
1-Jan-10	102	AH	0088494T	T1	A	GRADUATE ASSISTANT, 9-MO	0.50	2,397.00	57	GA09
1-Mar-10	102	AH	82920	J1	A	ASSOC RESEARCHER, 11-MO	1.00	14,250.00	7	R4M11
1-May-10	102	AH	70201	J1	A	ASSOC RESEARCHER, 11-MO	1.00	11,875.00	7	R4M11
2-Aug-10	102	AH	88303	J1	A	GRADUATE ASSISTANT, 11-MO	0.50	2,804.00	57	GA11
1-Sep-10	102	AH	00GA11	T1	N	GRADUATE ASSISTANT, 11-MO	0.50	3,548.00	57	GA11
16-Sep-10	102	AH	00GA11	T1	N	GRADUATE ASSISTANT, 11-MO	0.50	2,916.00	57	GA11
15-Nov-10	102	AH	78721	J1	A	ACADEMIC SUPPORT	1.00	4,582.00	8	PBB
1-Jul-09	104	AD	78540	J1	A	PHYSICAL PLANT MGT	1.00	10,437.00	8	PBD
1-Jul-09	104	AD	78994	J1	A	ACADEMIC SUPPORT	1.00	3,057.00	8	PBA
4-Aug-09	104	AD	78954	J1	A	MEDIA DESIGN & PRODUCTION	1.00	3,057.00	8	PBA
1-Feb-10	104	AD	81526	J1	A	INSTITUTIONAL SUPPORT	1.00	4,461.00	8	PBB
16-Feb-10	104	AD	77612	J1	A	INSTR & STUD SUPP	1.00	3,447.00	8	PBB
16-Jun-10	104	AD	79106	J1	A	INSTITUTIONAL SUPPORT	1.00	3,883.00	8	PBA
12-Jul-10	104	AD	80365	J1	A	INSTITUTIONAL SUPPORT	1.00	5,261.00	8	PBB
1-Sep-10	104	AD	79963	J1	A	INFORMATION TECHNOLOGY	1.00	4,861.00	8	PBB
1-Sep-10	104	AD	83413	J1	A	GRADUATE ASSISTANT, 11-MO	0.50	3,033.00	57	GA11
4-Oct-10	104	AD	78914	J1	A	INFORMATION TECHNOLOGY	1.00	3,833.00	8	PBA
10-Jul-09	105	AE	78959	J1	B	INSTR & STUD SUPP	1.00	3,057.00	8	PBA
10-Jul-09	105	AE	78960	J1	B	INSTR & STUD SUPP	1.00	3,057.00	8	PBA
15-Jul-09	105	AE	81700	J1	W	UH HEAD BASKTBL COACH (WOMEN)	1.00	10,417.00	8	EX230
6-Aug-09	105	AE	81791	J1	W	UH FOOTBALL VIDEO SPECIALIST	1.00	3,070.00	8	EX126
19-Aug-09	105	AE	0078846T	T1	W	INSTR & STUD SUPP	1.00	3,057.00	8	PBA
8-Sep-09	105	AE	78951	J1	A	INSTR & STUD SUPP	1.00	3,057.00	8	PBA
1-Dec-09	105	AE	14865	J1	W	OFFICE ASSISTANT IV	1.00	2,406.00	3	SR10
1-Dec-09	105	AE	27236	J1	A	JANITOR II	1.00	2,769.00	1	BC02
3-Dec-09	105	AE	32628	J1	A	JANITOR II	1.00	2,769.00	1	BC02
7-Dec-09	105	AE	80631	J1	W	INSTR & STUD SUPP	1.00	2,828.00	8	PBA
16-Feb-10	105	AE	81486	J1	W	INFO, EVENTS & PUBLICATIONS	1.00	3,447.00	8	PBB
15-Mar-10	105	AE	81896	J1	W	UH ASSOC VOLLYBL COACH (WOMEN)	1.00	4,275.00	8	EX730
20-Mar-10	105	AE	80810	J1	W	UH HEAD BASKTBL COACH (MEN)	1.00	20,000.00	8	EX225
1-Apr-10	105	AE	78831	J1	B	INSTR & STUD SUPP	1.00	2,942.00	8	PBA
5-Apr-10	105	AE	80806	J1	W	UH ASSOC BASKTBL COACH (MEN)	1.00	9,868.00	8	EX220
18-May-10	105	AE	80807	J1	W	UH ASST BASKTBL COACH (MEN)	1.00	6,334.00	8	EX205
7-Jun-10	105	AE	78224	J1	A	INSTR & STUD SUPP	1.00	2,828.00	8	PBA
1-Jul-10	105	AE	78447	J1	W	INSTR & STUD SUPP	1.00	3,541.00	8	PBA
1-Jul-10	105	AE	80193	J1	B	INSTITUTIONAL SUPPORT	1.00	4,861.00	8	PBB
26-Jul-10	105	AE	80510	J1	W	UH ASSISTANT FOOTBALL COACH	1.00	8,314.00	8	EX105
1-Sep-10	105	AE	78141	J1	B	PHYSICAL PLANT MGT	1.00	2,904.00	8	PBA
21-Sep-10	105	AE	79215	J1	A	INSTITUTIONAL SUPPORT	1.00	2,904.00	8	PBA
28-Sep-10	105	AE	78105	J1	A	INSTR & STUD SUPP	1.00	3,082.00	8	PBA
4-Oct-10	105	AE	78657	J1	A	INSTR & STUD SUPP	1.00	2,904.00	8	PBA
18-Oct-10	105	AE	70061	J1	A	JR SPECIALIST, UHM, 11-MO	1.00	3,681.00	7	S2M11
10-Nov-10	105	AE	81890	J1	W	ATHLETICS	1.00	2,904.00	8	PBA
22-Nov-10	105	AE	80937	J1	W	ATHLETICS	1.00	3,541.00	8	PBB
24-Nov-10	105	AE	0077816T	T1	A	INSTR & STUD SUPP	1.00	2,904.00	8	PBA
1-Jul-09	106	AF	80224	J1	A	INFORMATION TECHNOLOGY	1.00	11,524.00	8	PBD
26-Oct-09	106	AF	78974	J1	A	PHYSICAL PLANT MGT	1.00	3,180.00	8	PBA
28-Oct-09	106	AF	80477	J1	A	PHYSICAL PLANT MGT	1.00	5,538.00	8	PBC
1-Dec-09	106	AF	22681	J1	B	AUTOMOTIVE MECHANIC I	1.00	3,853.00	1	BC10
1-Dec-09	106	AF	23809	J1	B	OFFICE ASSISTANT IV	1.00	2,223.00	3	SR10
1-Dec-09	106	AF	900082	J1	A	CARPENTER I	1.00	3,712.00	1	BC09
8-Mar-10	106	AF	78887	J1	A	FACILITIES PLANNING & DESIGN	1.00	5,885.00	8	PBB
10-May-10	106	AF	77439	J1	A	FACILITIES PLANNING & DESIGN	1.00	4,121.00	8	PBB
17-Jun-10	106	AF	79065	J1	A	PHYSICAL PLANT MGT	1.00	3,061.00	8	PBA
27-Jul-10	106	AF	81673	J1	B	ENTERPRISE OPERATIONS	1.00	2,904.00	8	PBA
2-Aug-10	106	AF	80599	J1	A	PHYSICAL PLANT MGT	1.00	3,988.00	8	PBB
5-Aug-10	106	AF	78973	J1	A	PHYSICAL PLANT MGT	1.00	3,988.00	8	PBB
16-Aug-10	106	AF	77324	J1	B	INSTITUTIONAL SUPPORT	1.00	2,904.00	8	PBA
30-Aug-10	106	AF	78096	J1	A	INSTITUTIONAL SUPPORT	1.00	3,684.00	8	PBB
13-Sep-10	106	AF	78386	J1	A	INSTITUTIONAL SUPPORT	1.00	3,206.00	78	PBA

University of Hawaii
New Hires

Table 13

<u>New Hire Effective</u> <u>Date</u>	<u>Prog ID</u>	<u>Org</u>	<u>Position</u> <u>Number</u>	<u>Perm/</u> <u>Temp</u>	<u>MOF</u>	<u>Position Title</u>	<u>Actual</u> <u>FTE</u>	<u>Actual</u> <u>Salary</u>	<u>BU Code</u>	<u>SR Level</u>
22-Sep-10	106	AF	78974	J1	A	PHYSICAL PLANT MGT	1.00	2,962.00	8	PBA
27-Sep-10	106	AF	81666	J1	A	INSTITUTIONAL SUPPORT	1.00	2,962.00	78	PBA
7-Nov-10	106	AF	900313	J1	A	UNIVERSITY SECURITY OFFCR I	1.00	2,567.00	3	SR14
8-Nov-10	106	AF	78975	J1	A	FACILITIES PLANNING & DESIGN	1.00	5,158.00	8	PBB
16-Nov-10	106	AF	81209	J1	A	FACILITIES PLANNING & DESIGN	1.00	4,766.00	8	PBB
1-Dec-09	210	BF	54821	J1	A	OFFICE ASSISTANT III	1.00	2,140.00	3	SR08
1-Jul-09	211	BB	73330	J1	B	ASST PROF, UHH&WO 11-MO	1.00	8,333.33	7	I3H11
13-Jul-09	211	BB	73358	J1	B	JR SPECIALIST, UHH&WO, 11-MO	1.00	8,166.67	7	S2H11
1-Aug-09	211	BB	73300	J1	A	ASST PROF, UHH&WO, 9-MO	1.00	4,833.33	7	I3H09
1-Aug-09	211	BB	73340	J1	B	ASST PROF, UHH&WO 9-MO	1.00	5,000.00	7	I3H09
1-Aug-09	211	BB	73345	J1	B	ASST PROF, UHH&WO, 9-MO	1.00	4,958.33	7	I3H09
1-Aug-09	211	BB	73371	J1	A	ASST PROF, UHH&WO, 9-MO	1.00	6,250.00	7	I3H09
1-Aug-09	211	BB	82309	J1	A	ASST PROF, UHH&WO, 9-MO	1.00	5,000.00	7	I3H09
1-Aug-09	211	BB	82322	J1	A	INSTRUCTOR, UHH&WO, 9-MO	1.00	4,000.00	7	I2H09
1-Aug-09	211	BB	82577	J1	A	ASST PROF, UHH&WO, 9-MO	1.00	4,833.33	7	I3H09
1-Aug-09	211	BB	82648	J1	A	INSTRUCTOR, UHH&WO, 9-MO	1.00	3,750.00	7	I2H09
1-Aug-09	211	BB	82909	J1	A	ASST PROF, UHH&WO, 9-MO	1.00	4,833.33	7	I3H09
1-Aug-09	211	BB	82933	J1	A	ASST PROF, UHH&WO, 9-MO	1.00	5,000.00	7	I3H09
1-Aug-09	211	BB	83648	J1	A	ASST PROFESSOR, UHH&WO, 9-MO	1.00	6,250.00	7	I3H09
1-Aug-09	211	BB	83782	J1	A	VISITING PROF, UHH&WO, 9-MO	1.00	6,250.00	7	I5H09
1-Aug-09	211	BB	84038	J1	A	ASSOC PROF & CHR, UHH&WO, 9-MO	1.00	6,250.00	7	I4H09
1-Aug-09	211	BB	86361	J1	A	ASST PROF, UHH&WO, 9-MO	1.00	6,250.00	7	I3H09
8-Aug-09	211	BB	86414	J1	A	ASST PROF, UHH&WO, 9-MO	1.00	5,000.00	7	I3H09
10-Aug-09	211	BB	73276	J1	A	ASST PROF, UHH&WO 11-MO	1.00	8,333.33	7	I3H11
17-Aug-09	211	BB	73333	J1	B	ASST PROF, UHH&WO 11-MO	1.00	9,166.67	7	I3H11
1-Dec-09	211	BB	73355	J1	B	ASST PROF, UHH&WO 11-MO	1.00	8,333.33	7	I3H11
1-Jan-10	211	BB	73301	J1	A	ASSOC PROF, UHH&WO, 9-MO	1.00	5,146.00	7	I4H09
1-Jan-10	211	BB	73362	J1	A	ASST PROF, UHH&WO, 9-MO	1.00	4,750.00	7	I3H09
1-Jan-10	211	BB	84204	J1	A	ASST PROF, UHH&WO, 9-MO	1.00	6,003.00	7	I3H09
1-Jan-10	211	BB	86485	J1	A	ASST PROF, UHH&WO, 9-MO	1.00	6,333.00	7	I3H09
8-Jan-10	211	BB	73367	J1	B	ASST PROF, UHH&WO, 9-MO	1.00	4,592.00	7	I3H09
1-Mar-10	211	BB	73334	J1	B	ASST PROF, UHH&WO 11-MO	1.00	8,708.00	7	I3H11
1-Mar-10	211	BB	0078424T	T1	B	INSTR & STUD SUPP	1.00	2,828.00	8	PBA
9-Apr-10	211	BB	79096	J1	B	INSTR & STUD SUPP	1.00	3,961.00	8	PBB
17-May-10	211	BB	73281	J1	A	ASST SPECIALIST, UHH&WO, 11-MO	1.00	8,708.00	7	S3H11
1-Jun-10	211	BB	73377	J1	B	ASST PROF, UHH&WO 11-MO	1.00	8,313.00	7	I3H11
9-Jul-10	211	BB	73376	J1	B	ASST PROF, UHH&WO 11-MO	1.00	8,708.00	7	I3H11
26-Jul-10	211	BB	79128	J1	B	INSTITUTIONAL SUPPORT	1.00	3,021.00	8	PBA
1-Aug-10	211	BB	73257	J1	A	JR SPECIALIST, UHH&WO, 11-MO	1.00	4,354.00	7	S2H11
1-Aug-10	211	BB	82358	J1	A	ASST PROF, UHH&WO, 9-MO	1.00	4,829.00	7	I3H09
1-Aug-10	211	BB	83049	J1	A	ASST PROF, UHH&WO, 9-MO	1.00	4,908.00	7	I3H09
1-Aug-10	211	BB	83186	J1	A	ASST PROF, UHH&WO, 9-MO	1.00	4,750.00	7	I3H09
1-Aug-10	211	BB	83190	J1	A	ASST PROF, UHH&WO, 9-MO	1.00	4,750.00	7	I3H09
1-Aug-10	211	BB	83782	J1	A	ASST PROF, UHH&WO, 9-MO	1.00	5,542.00	7	I3H09
1-Aug-10	211	BB	84483	J1	A	ASST PROF, UHH&WO, 9-MO	1.00	4,647.00	7	I3H09
1-Aug-10	211	BB	0073312T	T1	B	INSTRUCTOR, UHH&WO 11-MO	1.00	4,750.00	7	I2H11
16-Aug-10	211	BB	73383	J1	B	ASST PROF, UHH&WO 11-MO	1.00	7,521.00	7	I3H11
1-Sep-10	211	BB	73379	J1	B	ASST PROF, UHH&WO 11-MO	1.00	8,313.00	7	I3H11
1-Aug-10	213	BC	89515	J1	A	PROGRAM DIRECTOR, UHH	1.00	7,286.00	88	12
17-Aug-09	214	BD	80777	J1	A	MEDIA DESIGN & PRODUCTION	1.00	3,443.00	8	PBA
1-Sep-09	214	BD	80572	J1	A	MEDIA DESIGN & PRODUCTION	1.00	3,802.00	8	PBA
1-Dec-09	214	BD	900520	J1	A	OFFICE ASSISTANT III	1.00	2,140.00	3	SR08
1-Jun-10	214	BD	83826	J1	A	LIBRARIAN II, UHH&WO 11-MO	1.00	3,500.00	7	B2H11
26-Jul-10	214	BD	80572	J1	A	MEDIA DESIGN & PRODUCTION	1.00	3,271.00	8	PBA
1-Sep-09	215	BE	89166	J1	A	DIRECTOR OF ATHLETICS	1.00	9,010.00	88	12
1-Dec-09	215	BE	900043	J1	B	BUILDING MAINTENANCE HELPER	1.00	3,080.00	1	BC05
14-Jun-10	215	BE	81141	J1	B	PHYSICAL PLANT MGT	1.00	2,828.00	8	PBA
1-Jul-10	215	BE	79894	J1	A	UH HEAD BASKTBL COACH (WOMEN)	1.00	5,168.00	8	
1-Aug-10	215	BE	81142	J1	A	UH HEAD SOFTBALL COACH	1.00	4,197.00	8	EX940

University of Hawaii
New Hires

Table 13

<u>New Hire Effective</u> <u>Date</u>	<u>Prog ID</u>	<u>Org</u>	<u>Position</u> <u>Number</u>	<u>Perm/</u> <u>Temp</u>	<u>MOF</u>	<u>Position Title</u>	<u>Actual</u> <u>FTE</u>	<u>Actual</u> <u>Salary</u>	<u>BU Code</u>	<u>SR Level</u>
30-Aug-10	215	BE	46059	J1	A	ADVANCED PRACTICE RN II	1.00	7,591.00	9	SR28
1-Aug-09	216	BF	79006	J1	A	ATHLETICS	1.00	3,309.00	8	PBA
4-Sep-09	216	BF	81456	J1	A	INSTITUTIONAL SUPPORT	1.00	5,995.00	8	PBB
21-Sep-09	216	BF	78997	J1	A	PHYSICAL PLANT MGT	1.00	7,754.00	8	PBB
19-Oct-09	216	BF	78879	J1	A	INSTITUTIONAL SUPPORT	1.00	4,198.00	8	PBB
1-Dec-09	216	BF	27283	J1	A	JANITOR II	1.00	2,769.00	1	BC02
1-Dec-09	216	BF	28620	J1	A	SCHOOL CUSTODIAN II	1.00	2,769.00	1	BC02
1-Dec-09	216	BF	30521	J1	A	JANITOR II	1.00	2,769.00	1	BC02
1-Dec-09	216	BF	44262	J1	A	PERSONNEL CLERK IV	1.00	2,703.00	63	SR11
1-Dec-09	216	BF	900336	J1	A	SCHOOL CUSTODIAN II	1.00	2,769.00	1	BC02
1-Dec-09	216	BF	900512	J1	A	JANITOR II	1.00	2,769.00	1	BC02
7-Dec-09	216	BF	78939	J1	A	ALLIED HEALTH & SAFETY	1.00	4,203.00	8	PBB
1-Feb-10	216	BF	80152	J1	A	INSTITUTIONAL SUPPORT	1.00	5,022.00	8	PBB
5-Apr-10	216	BF	81456	J1	A	INSTITUTIONAL SUPPORT	1.00	6,123.00	8	PBB
1-Jul-10	216	BF	89064	J1	A	CHANCELLOR	1.00	23,756.00	87	U
1-Aug-09	301	CB	82466	J1	A	INSTRUCTOR, CC, 9-MO	1.00	4,612.00	7	C2C09
1-Aug-09	301	CB	83687	J1	A	INSTRUCTOR, CC, 9-MO	1.00	3,980.00	7	C2C09
1-Aug-09	301	CB	84533	J1	A	INSTRUCTOR, CC, 9-MO	1.00	4,128.00	7	C2C09
19-Aug-10	301	CB	82964	J1	A	INSTRUCTOR, CC, 9-MO	1.00	4,070.00	7	C2C09
19-Aug-10	301	CB	86620	J1	A	INSTRUCTOR, CC, 9-MO	1.00	3,922.00	7	C2C09
19-Aug-10	301	CB	88024	J1	A	INSTRUCTOR, CC, 9-MO	1.00	3,781.00	7	C2C09
1-Nov-10	301	CB	74765	J1	A	INSTRUCTOR, CC, 9-MO	1.00	4,381.00	7	C2C09
1-Nov-10	301	CB	74768	J1	A	INSTRUCTOR, CC, 9-MO	1.00	4,381.00	7	C2C09
3-Dec-09	305	CF	27124	J1	A	JANITOR II	1.00	2,769.00	1	BC02
20-Jul-09	311	DB	82218	J1	A	INSTRUCTOR, CC, 11-MO	1.00	5,347.00	7	C2C11
1-Aug-09	311	DB	74878	J1	A	INSTRUCTOR, CC, 9-MO	0.50	4,128.00	7	C2C09
1-Aug-09	311	DB	82232	J1	A	INSTRUCTOR, CC, 9-MO	1.00	4,128.00	7	C2C09
1-Aug-09	311	DB	82244	J1	A	INSTRUCTOR, CC, 9-MO	1.00	5,760.00	7	C2C09
1-Aug-09	311	DB	82555	J1	A	INSTRUCTOR, CC, 9-MO	1.00	4,128.00	7	C2C09
1-Aug-09	311	DB	86750	J1	A	INSTRUCTOR, CC, 9-MO	1.00	6,208.00	7	C2C09
1-Aug-09	311	DB	0088032T	T1	A	INSTRUCTOR, CC, 9-MO	1.00	4,443.00	7	C2C09
17-Aug-09	311	DB	74859	J1	A	INSTRUCTOR, CC, 9-MO	1.00	4,128.00	7	C2C09
1-Oct-09	311	DB	86839	J1	A	INSTRUCTOR, CC, 9-MO	1.00	6,208.00	7	C2C09
7-Dec-09	311	DB	86808	J1	A	INSTRUCTOR, CC, 11-MO	1.00	5,347.00	7	C2C11
1-Feb-10	311	DB	74883	J1	A	INSTRUCTOR, CC, 9-MO	1.00	4,070.00	7	C2C09
1-Aug-10	311	DB	74843	J1	A	INSTRUCTOR, CC, 9-MO	1.00	5,682.00	7	C2C09
1-Aug-10	311	DB	74882	J1	A	ASST PROF, CC, 9-MO	1.00	6,370.00	7	C3C09
1-Aug-10	311	DB	86606	J1	A	INSTRUCTOR, CC, 9-MO	1.00	3,922.00	7	C2C09
1-Aug-10	311	DB	86738	J1	A	INSTRUCTOR, CC, 9-MO	1.00	4,070.00	7	C2C09
5-Nov-10	311	DB	84308	J1	A	INSTRUCTOR, CC, 9-MO	0.50	5,682.00	7	C2C09
1-Mar-10	313	DD	0089513T	T1	A	DEAN (CC)	1.00	7,914.00	87	12
1-Jul-10	313	DD	83504	J1	A	INSTRUCTOR, CC, 11-MO	1.00	4,381.00	7	C2C11
18-Aug-10	313	DD	89052	J1	A	DEAN (CC)	1.00	9,266.00	87	12
1-Oct-09	315	DF	0079009T	T1	A	INSTITUTIONAL SUPPORT	1.00	3,244.00	8	PBA
1-Oct-09	315	DF	0079010T	T1	A	PHYSICAL PLANT MGT	1.00	4,198.00	8	PBA
1-Dec-09	315	DF	16957	J1	A	JANITOR II	1.00	2,769.00	1	BC02
1-Dec-09	315	DF	46433	J1	A	JANITOR II	1.00	2,769.00	1	BC02
1-Oct-10	315	DF	0078066T	T1	A	INSTITUTIONAL SUPPORT	1.00	3,271.00	88	PBA
1-Aug-09	321	EB	74874	J1	A	INSTRUCTOR, CC, 9-MO	1.00	4,128.00	7	C2C09
1-Aug-09	321	EB	82024	J1	A	INSTRUCTOR, CC, 9-MO	1.00	4,443.00	7	C2C09
1-Aug-09	321	EB	82085	J1	A	INSTRUCTOR, CC, 9-MO	1.00	4,128.00	7	C2C09
1-Aug-09	321	EB	82326	J1	A	INSTRUCTOR, CC, 9-MO	1.00	4,284.00	7	C2C09
1-Aug-09	321	EB	82502	J1	A	INSTRUCTOR, CC, 9-MO	1.00	4,782.00	7	C2C09
1-Aug-09	321	EB	83442	J1	A	INSTRUCTOR, CC, 9-MO	1.00	3,980.00	7	C2C09
1-Aug-09	321	EB	84466	J1	A	INSTRUCTOR, CC, 9-MO	0.50	4,443.00	7	C2C09
1-Aug-09	321	EB	87106	J1	A	INSTRUCTOR, CC, 9-MO	1.00	4,443.00	7	C2C09
1-Jan-10	321	EB	74872	J1	A	INSTRUCTOR, CC, 9-MO	1.00	4,070.00	7	C2C09
1-Aug-10	321	EB	82543	J1	A	INSTRUCTOR, CC, 9-MO	1.00	3,922.00	7	C2C09
1-Aug-10	321	EB	82692	J1	A	INSTRUCTOR, CC, 9-MO	1.00	3,781.00	7	C2C09

University of Hawaii
New Hires

Table 13

<u>New Hire Effective</u> <u>Date</u>	<u>Prog ID</u>	<u>Org</u>	<u>Position</u> <u>Number</u>	<u>Perm/</u> <u>Temp</u>	<u>MOF</u>	<u>Position Title</u>	<u>Actual</u> <u>FTE</u>	<u>Actual</u> <u>Salary</u>	<u>BU Code</u>	<u>SR Level</u>
1-Aug-10	321	EB	83965	J1	A	INSTRUCTOR, CC, 9-MO	1.00	4,894.00	7	C2C09
1-Aug-10	321	EB	84157	J1	A	INSTRUCTOR, CC, 9-MO	1.00	4,221.00	7	C2C09
16-Aug-10	321	EB	87082	J1	A	INSTRUCTOR, CC, 9-MO	1.00	4,381.00	7	C2C09
24-Aug-09	323	ED	84663	J1	A	INSTRUCTOR, CC, 11-MO	1.00	4,612.00	7	C2C11
1-Dec-09	323	ED	21331	J1	A	SECRETARY I	1.00	3,559.00	3	SR12
27-Sep-10	323	ED	82186	J1	A	INSTRUCTOR, CC, 11-MO	1.00	5,080.00	7	C2C11
10-Aug-09	324	EE	74864	J1	A	ASSOC PROF, CC, 11-MO	1.00	7,495.00	7	C4C11
16-Nov-09	324	EE	77203	J1	A	INSTR & STUD SUPP	1.00	3,447.00	8	PBB
1-Dec-09	324	EE	22004	J1	A	OFFICE ASSISTANT III	1.00	2,315.00	3	SR08
1-Jun-10	324	EE	82465	J1	A	INSTRUCTOR, CC, 11-MO	1.00	4,381.00	7	C2C11
1-Dec-09	325	EF	21532	J1	A	ACCOUNT CLERK III	1.00	2,602.00	3	SR11
1-Dec-09	325	EF	21992	J1	A	SECRETARY II	1.00	2,815.00	3	SR14
15-Nov-10	325	EF	78823	J1	A	ACADEMIC SUPPORT	1.00	3,758.00	8	PBB
1-Aug-09	331	FB	84395	J1	A	INSTRUCTOR, CC, 9-MO	0.50	4,612.00	7	C2C09
1-Aug-09	331	FB	86125	J1	A	INSTRUCTOR, CC, 9-MO	1.00	4,128.00	7	C2C09
1-Oct-09	333	FD	86614	J1	A	INSTRUCTOR, CC, 11-MO	1.00	4,612.00	7	C2C11
16-Feb-10	333	FD	89207	J1	A	DEAN (CC)	1.00	6,268.00	87	12
1-Dec-09	335	FF	24428	J1	A	JANITOR II	1.00	2,769.00	1	BC02
1-Aug-09	401	GB	82108	J1	A	INSTRUCTOR, CC, 9-MO	1.00	4,612.00	7	C2C09
1-Aug-09	401	GB	86988	J1	A	INSTRUCTOR, CC, 9-MO	1.00	4,782.00	7	C2C09
1-Dec-09	401	GB	25059	J1	A	SECRETARY II	1.00	3,164.00	3	SR14
1-Dec-09	401	GB	900300	J1	A	OFFICE ASSISTANT III	1.00	3,043.00	3	SR08
1-Jan-10	401	GB	74809	J1	A	INSTRUCTOR, CC, 9-MO	1.00	5,451.43	7	C2C09
25-Jan-10	401	GB	0080013T	T1	A	INSTR & STUD SUPP (9 MONTH)	1.00	2,722.00	8	PBA-9
1-Feb-10	401	GB	74819	J1	A	INSTRUCTOR, CC, 11-MO	1.00	4,542.90	7	C2C11
8-Mar-10	401	GB	86568	J1	A	INSTRUCTOR, CC, 11-MO	1.00	6,360.00	7	C2C11
1-Aug-10	401	GB	83143	J1	A	INSTRUCTOR, CC, 9-MO	1.00	4,381.00	7	C2C09
1-Aug-10	401	GB	84647	J1	A	INSTRUCTOR, CC, 9-MO	1.00	4,381.00	7	C2C09
1-Aug-10	401	GB	86476	J1	A	INSTRUCTOR, CC, 9-MO	1.00	5,898.00	7	C2C09
1-Aug-10	401	GB	86934	J1	A	INSTRUCTOR, CC, 9-MO	0.50	3,784.00	7	C2C09
1-Aug-10	401	GB	88058	J1	A	INSTRUCTOR, CC, 9-MO	0.50	3,784.00	7	C2C09
1-Dec-09	403	GD	900321	J1	A	OFFICE ASSISTANT III	1.00	2,140.00	3	SR08
1-Dec-09	403	GD	900464	J1	A	OFFICE ASSISTANT III	1.00	2,140.00	3	SR08
10-May-10	403	GD	80621	J1	A	INFORMATION TECHNOLOGY	1.00	4,550.00	8	PBB
1-Aug-09	404	GE	74808	J1	A	INSTRUCTOR, CC, 11-MO	1.00	4,612.00	7	C2C11
2-Nov-09	404	GE	81643	J1	A	INSTR & STUD SUPP	1.00	2,828.00	8	PBA
1-Jul-10	404	GE	79122	J1	A	INSTR & STUD SUPP	0.50	2,904.00	8	PBA
1-Jul-10	404	GE	0081295T	T1	A	INSTR & STUD SUPP	0.50	2,904.00	8	PBA
2-Nov-09	405	GF	77978	J1	A	INSTITUTIONAL SUPPORT	1.00	2,884.00	78	PBA
1-Feb-10	405	GF	900432	J1	A	GROUNDKEEPER I	1.00	2,769.00	1	BC02
1-Apr-10	405	GF	77978	J1	A	INSTITUTIONAL SUPPORT	1.00	2,828.00	78	PBA
17-Aug-09	501	HB	74755	J1	A	INSTRUCTOR, CC, 11-MO	1.00	5,152.00	7	C2C11
17-Aug-09	501	HB	74761	J1	A	INSTRUCTOR, CC, 11-MO	1.00	5,347.00	7	C2C11
1-Sep-09	501	HB	74853	J1	A	INSTRUCTOR, CC, 9-MO	1.00	4,284.00	7	C2C09
1-Sep-09	501	HB	83108	J1	A	ACTING INSTRUCTOR, CC, 9-MO	1.00	4,966.00	7	C2C09
1-Oct-09	501	HB	74852	J1	A	ASST PROF, CC, 9-MO	1.00	5,152.00	7	C3C09
1-Aug-10	501	HB	74850	J1	A	INSTRUCTOR, CC, 9-MO	1.00	3,781.00	7	C2C09
1-Aug-10	501	HB	86899	J1	A	INSTRUCTOR, CC, 9-MO	1.00	4,718.00	7	C2C09
1-Aug-10	501	HB	86914	J1	A	INSTRUCTOR, CC, 9-MO	1.00	4,070.00	7	C2C09
3-Aug-09	502	HC	81208	J1	B	ACADEMIC SUPPORT	1.00	3,727.00	8	PBB
16-Oct-09	502	HC	86912	J1	A	INSTRUCTOR, CC, 11-MO	1.00	5,347.00	7	C2C11
1-Nov-10	502	HC	81267	J1	B	ACADEMIC SUPPORT	1.00	2,904.00	8	PBA
1-Oct-09	503	HD	89192	J1	A	ASST DEAN (CC)	1.00	7,336.00	87	12
1-Apr-10	504	HE	77971	J1	A	INSTR & STUD SUPP	1.00	3,447.00	8	PBB
27-Jul-09	601	IB	86889	J1	A	INSTRUCTOR, CC, 11-MO	0.60	4,612.00	7	C2C11
1-Aug-09	601	IB	74887	J1	A	INSTRUCTOR, CC, 9-MO	1.00	5,760.00	7	C2C09
5-Aug-09	601	IB	86901	J1	A	INSTRUCTOR, CC, 9-MO	1.00	4,782.00	7	C2C09
17-Aug-09	601	IB	74889	J1	A	INSTRUCTOR, CC, 11-MO	1.00	6,951.00	7	C2C11
5-Jan-10	601	IB	74888	J1	A	INSTRUCTOR, CC, 9-MO	1.00	5,472.00	7	C2C09
3-Feb-10	601	IB	84657	J1	A	INSTRUCTOR, CC, 9-MO	1.00	4,543.00	7	C2C09

University of Hawaii
New Hires

Table 13

<u>New Hire Effective Date</u>	<u>Prog ID</u>	<u>Org</u>	<u>Position Number</u>	<u>Perm/Temp</u>	<u>MOF</u>	<u>Position Title</u>	<u>Actual FTE</u>	<u>Actual Salary</u>	<u>BU Code</u>	<u>SR Level</u>
1-Aug-10	601	IB	84611	J1	A	INSTRUCTOR, CC, 9-MO	1.00	4,381.00	7	C2C09
9-Aug-10	601	IB	82149	J1	A	INSTRUCTOR, CC, 9-MO	1.00	4,284.00	7	C2C09
10-Aug-10	601	IB	83179	J1	A	INSTRUCTOR, CC, 9-MO	1.00	4,284.00	7	C2C09
1-Dec-09	602	IC	48456	J1	B	CAFETERIA HELPER	0.75	2,769.00	1	BC02
4-Oct-10	602	IC	89178	J1	A	DIR OF CONTINUING ED & TRNG	1.00	7,130.00	87	12
1-Jul-10	603	ID	89045	J1	A	VICE CHANCELLOR (CC)	1.00	7,678.00	87	12
1-Aug-10	603	ID	87015	J1	A	INSTRUCTOR, CC, 9-MO	1.00	3,781.00	7	C2C09
3-Aug-09	604	IE	79021	J1	A	INSTR & STUD SUPP	1.00	4,116.00	8	PBB
1-Dec-09	605	IF	39628	J1	A	JANITOR II	1.00	2,769.00	1	BC02
1-Aug-09	701	SA	88834	J1	A	ASST PROF, UHH&WO, 9-MO	1.00	5,416.67	7	I3H09
1-Aug-10	701	SA	76260	J1	A	ASST PROF, UHH&WO, 9-MO	1.00	5,305.00	7	I3H09
1-Aug-10	701	SA	84246	J1	A	ASST PROF, UHH&WO, 9-MO	1.00	5,700.00	7	I3H09
17-May-10	704	SD	76263	J1	A	LIBRARIAN II,UHH&WO 11-MO	1.00	4,354.00	7	B2H11
22-Feb-10	705	SE	78671	J1	A	INSTR & STUD SUPP	1.00	3,122.00	8	PBA
20-Jul-09	901	JA	77167	J1	A	INFORMATION TECHNOLOGY	1.00	5,429.00	8	PBB
1-May-10	901	JA	81856	J1	B	INFORMATION TECHNOLOGY	1.00	3,447.00	8	PBA
7-Jul-10	901	JA	78932	J1	A	INFORMATION TECHNOLOGY	1.00	4,403.00	8	PBA
1-Aug-09	903	JC	89058	J1	A	PRESIDENT & PROFESSOR	1.00	39,584.00	87	U
1-Sep-09	903	JC	89218	J1	A	DIRECTOR OF INTERNAL AUDIT	1.00	11,750.00	88	13
8-Sep-09	903	JC	78636	J1	A	INSTITUTIONAL SUPPORT	1.00	3,057.00	8	PBA
2-Nov-09	903	JC	78837	J1	W	INFORMATION TECHNOLOGY	1.00	6,370.00	8	PBB
16-Nov-09	903	JC	78631	J1	A	INFORMATION TECHNOLOGY	1.00	6,245.00	8	PBC
4-Jan-10	903	JC	89212	J1	A	DIR OF FIN MGT & CONTROLLER	1.00	12,926.00	88	14
22-Feb-10	903	JC	78837	J1	W	INFORMATION TECHNOLOGY	1.00	5,769.00	8	PBB
8-Mar-10	903	JC	89095	J1	A	INTERIM EXEC ADMIN &SEC OF BOR	1.00	12,712.00	88	15
20-May-10	903	JC	78670	J1	A	INSTITUTIONAL SUPPORT	1.00	6,497.00	88	PBB
24-May-10	903	JC	78628	J1	A	INSTITUTIONAL SUPPORT	1.00	4,828.00	8	PBB
7-Jun-10	903	JC	81645	J1	A	INSTITUTIONAL SUPPORT	1.00	7,032.00	8	PBD
14-Jun-10	903	JC	79125	J1	A	INSTITUTIONAL SUPPORT	1.00	4,040.00	8	PBB
1-Sep-10	903	JC	89086	J1	A	EXEC ASSISTANT TO THE BOR	1.00	6,660.00	88	12
11-Oct-10	903	JC	78554	J1	A	INSTITUTIONAL SUPPORT	1.00	4,403.00	8	PBB
18-Oct-10	903	JC	77296	J1	A	INSTITUTIONAL SUPPORT	1.00	4,068.00	8	PBB
1-Nov-10	903	JC	80141	J1	A	INSTITUTIONAL SUPPORT	1.00	4,232.00	8	PBB
1-Nov-10	903	JC	89276	J1	A	UNIV ASSOC GENERAL COUNSEL	1.00	8,774.00	88	13
3-Nov-10	903	JC	89107	J1	A	UNIV ASSOC GENERAL COUNSEL	1.00	8,774.00	88	13
1-Jul-10	906	JF	79143	J1	A	ALLIED HEALTH & SAFETY	1.00	4,403.00	8	PBB

University of Hawaii
Reduction in Force (RIF) Actions

Table 14

<u>Prog ID/Org</u>	<u>Position #</u>	<u>Position Title</u>	<u>MOF</u>	<u>FTE</u>	<u>Current Comp Rate</u>	<u>Position Salary Decrease</u>	<u>Position Salary Increase</u>	<u>Comp Freq (Mo/Hr)</u>	<u>SR Level</u>	<u>BU</u>	<u>Perm/ Temp</u>	<u>Placement Action</u>	<u>Reason</u>
UOH 100/AA	8095	Kitchen Helper	A	1.00	\$ 2,769			Monthly	BC02	1	Perm	Placed in vacant position.	BU 1, Section 12, CBA
UOH 100/AA	5092	School Cook II	A	1.00	\$ 3,203			Monthly	BC06	1	Perm	Placed in vacant position.	BU 1, Section 12, CBA
UOH 100/AA	4945	School Food Services Manager III	A	1.00	\$ 3,962			Monthly	F2-06	2	Perm	Placed in vacant position.	BU 2, Article 9, CBA

University of Hawaii
Grievances

Table 15

<u>Prog ID/Org</u>	<u>Position Number</u>	<u>Position Title</u>	<u>MOF</u>	<u>FTE</u>	<u>SR Level</u>	<u>BU</u>	<u>Perm/ Temp</u>	<u>RIF Date</u>	<u>Grievance Date</u>	<u>Current Status</u>
UOH 800/NN	24428	Janitor II	A	1.00	BC 02	1	P	11/27/2009	11/30/2009	Pending arbitration
UOH 800/NN	27124	Janitor II	A	1.00	BC 02	1	P	12/2/2009	12/8/2009	Pending arbitration

University of Hawaii
Expenditures Exceeding Federal Fund Ceiling

Table 16

<u>Prog ID</u>	<u>Appropriation Ceiling</u>	<u>Ceiling Increase</u>	<u>Date of Increase</u>	<u>Reason for Exceeding Ceiling</u>	<u>Recurring (Y/N)</u>	<u>GF Impact (Y/N)</u>	<u>ARRA?</u>
	None						

University of Hawaii
Intradepartmental Transfers

Table 17

<u>From Prog ID</u>	<u>To Prog ID</u>	<u>Amount Transferred</u>	<u>Date of Transfer</u>	<u>Reason for Transfer</u>	<u>Recurring (Y/N)</u>
UOH 900	UOH 100	\$ 93,850	3/4/2010	Student Affairs funds (Psychiatric Counseling and Disability Services)	N
UOH 900	UOH 210	\$ 3,400	3/4/2010	Student Affairs funds (Psychiatric Counseling and Disability Services)	N
UOH 900	UOH 700	\$ 1,150	3/4/2010	Student Affairs funds (Psychiatric Counseling and Disability Services)	N
UOH 900	UOH 800	\$ 28,100	3/4/2010	Student Affairs funds (Psychiatric Counseling and Disability Services)	N
UOH 900	UOH 100	\$ 11,500	3/4/2010	Human Resources Specialist funds	N
UOH 100	UOH 900	\$ 180,334	3/4/2010	Academy for Creative Media Specialist position funds	N
UOH 900	UOH 100	\$ 1,032,500	3/18/2010	ARRA funds to College of Engineering for Fostering Inspiration & Relevance Through Science & Technology	N
UOH 900	UOH 100	\$ 496,838	5/12/2010	Worker's Compensation & Unemployment Insurance adjustments	N
UOH 900	UOH 210	\$ 66,777	5/12/2010	Worker's Compensation & Unemployment Insurance adjustments	N
UOH 900	UOH 700	\$ 13,036	5/12/2010	Worker's Compensation & Unemployment Insurance adjustments	N
UOH 900	UOH 800	\$ 223,349	5/12/2010	Worker's Compensation & Unemployment Insurance adjustments	N
UOH 900	UOH 100	\$ 93,850	5/12/2010	Student Affairs funds (Career Development, Student Employment, Counseling & Disability Services)	N
UOH 900	UOH 210	\$ 3,400	5/12/2010	Student Affairs funds (Career Development, Student Employment, Counseling & Disability Services)	N
UOH 900	UOH 700	\$ 1,150	5/12/2010	Student Affairs funds (Career Development, Student Employment, Counseling & Disability Services)	N
UOH 900	UOH 800	\$ 28,100	5/12/2010	Student Affairs funds (Career Development, Student Employment, Counseling & Disability Services)	N
UOH 100	UOH 210	\$ 861	5/12/2010	President's Diversity & Equity Fund award	N
UOH 100	UOH 700	\$ 651	5/12/2010	President's Diversity & Equity Fund award	N
UOH 800	UOH 700	\$ 427	5/12/2010	President's Diversity & Equity Fund award	N
UOH 900	UOH 700	\$ 6,607	5/12/2010	President's Diversity & Equity Fund award	N
UOH 900	UOH 100	\$ 2,030,500	6/8/2010	Additional ARRA funds to College of Engineering for FIRST program	N
UOH 100	UOH 881	\$ 19,929	6/17/2010	Transfer of personal services funds	N
UOH 900	UOH 900	\$ 603	6/24/2010	Internal transfer within UOH 900, UH Systemwide Programs for President's Discretionary Fund	N
UOH 100	UOH 900	\$ 4,983,030	9/22/2010	Pro-rata share of 2010 Legislative reduction assessed in UOH 900, UH Systemwide Programs	N
UOH 210	UOH 900	\$ 750,706	9/22/2010	Pro-rata share of 2010 Legislative reduction assessed in UOH 900, UH Systemwide Programs	N
UOH 700	UOH 900	\$ 69,817	9/22/2010	Pro-rata share of 2010 Legislative reduction assessed in UOH 900, UH Systemwide Programs	N
UOH 800	UOH 900	\$ 1,579,095	9/22/2010	Pro-rata share of 2010 Legislative reduction assessed in UOH 900, UH Systemwide Programs	N
UOH 900	UOH 100	\$ 93,200	9/22/2010	Student Affairs funds (Career Development, Student Employment, Counseling & Disability Services)	N
UOH 900	UOH 210	\$ 3,400	9/22/2010	Student Affairs funds (Career Development, Student Employment, Counseling & Disability Services)	N
UOH 900	UOH 700	\$ 1,250	9/22/2010	Student Affairs funds (Career Development, Student Employment, Counseling & Disability Services)	N
UOH 900	UOH 800	\$ 28,650	9/22/2010	Student Affairs funds (Career Development, Student Employment, Counseling & Disability Services)	N
UOH 900	UOH 100	\$ 240,455	9/22/2010	Worker's Compensation & Unemployment Insurance adjustments	N
UOH 900	UOH 210	\$ 34,112	9/22/2010	Worker's Compensation & Unemployment Insurance adjustments	N
UOH 900	UOH 700	\$ 6,697	9/22/2010	Worker's Compensation & Unemployment Insurance adjustments	N
UOH 900	UOH 800	\$ 118,736	9/22/2010	Worker's Compensation & Unemployment Insurance adjustments	N
UOH 900	UOH 210	\$ 100,000	9/22/2010	Office of Mauna Kea Management funds	N

University of Hawai'i
CIP Summary

Table 18

Priority	Project Title	FY12 \$\$\$	FY13 \$\$\$	MOF
1	SYS, Health, Safety, and Code Requirements, Statewide	\$ 34,996,000.00	\$ 3,977,000.00	C
2	SYS, Capital Renewal and Deferred Maintenance, Statewide	\$ -	\$ 31,023,000.00	C
3	SYS, Project Adjustment Fund, Statewide	\$ 4,000.00	\$ -	C
University of Hawai'i Capital Improvements Program Totals		\$ 35,000,000.00	\$ 35,000,000.00	C

**University of Hawai‘i
Capital Improvements Program
Fiscal Biennium 2011-2013**

Capital Improvements Program Budget Request

The Governor’s Recommended Executive Capital Improvements Program (CIP) Budget for Fiscal Biennium 2011-2013 includes three projects for the University of Hawai‘i totaling \$70.000 million in State general obligation bonds. This CIP budget was formulated by the previous State Administration, which provided \$35.000 million in each of the two fiscal years of the biennium. The \$70.000 million partially finances three Systemwide CIP projects.

Campus	Fiscal Biennium 2011-2013		Total
	2011-2012	2012-2013	
University of Hawai‘i–Systemwide	35,000,000	35,000,000	70,000,000
General Obligation Bond Fund	35,000,000	35,000,000	70,000,000
Total	35,000,000	35,000,000	70,000,000
Total by Means of Finance			
General Obligation Bond Fund	35,000,000	35,000,000	70,000,000

The three projects included in the Governor’s Recommended Executive CIP Budget meet the goals and objectives of the University’s Strategic Plan by maintaining and improving campus structures to promote a nurturing learning and working environment. Table Rs for the three projects are attached (pages 2-4). Also provided for your information is a worksheet comparing the Board of Regents’ CIP Budget with the Governor’s Recommended Executive CIP Budget (pages 5). Additionally, details of the Board of Regents’ CIP Budget for Fiscal Biennium 2011-2013 is attached (pages 6-31). The Regents’ CIP Budget totals \$719.557 million for twenty-six high priority projects.

Proposed Lapse of CIP Projects

The Governor’s Executive CIP Budget includes the lapse of one project appropriated by Act 180, Session Laws of Hawai‘i 2010, Item G-102, for \$23.825 million for Maui College’s New Science Building. Act 180, Session Laws of Hawai‘i 2010, lapsed and reauthorized \$23.825 million from Act 158/2008 (Item G-127.02) due to bid protest; however, the protest was resolved prior to June 30, 2010, and the University encumbered the amount subject to lapse.

CAPITAL PROJECT INFORMATION AND JUSTIFICATION SHEET

Expending Agency	UOH
Program ID	UOH 900
Project Number	536

Island	Sen. District	Rep. District	Priority No.	Prev. Priority No.	Project Scope	Scope Codes	Date
Statewide	Statewide	Statewide	1	N/A	N/I/A/R	N - New I - Renovation A - Addition R - Replacement O - Ongoing	6-Dec-2010

PROJECT TITLE: SYS, Health, Safety, and Code Requirements, Statewide

PROJECT DESCRIPTION: Plans, design, construction, and equipment for modifications to existing facilities and/or construction of new facilities for health, safety, and code requirements.

TOTAL ESTIMATED PROJECT COST (In Thousands of Dollars)

COST ELEMENT	PRIOR APPROPRIATIONS (Including MOF)						BUDGET REQUEST (Including MOF)		FUTURE YEARS	TOTAL PROJECT COST
	ACT YR ITEM	ACT YR ITEM	ACT YR ITEM	ACT YR ITEM	ACT YR ITEM	ACT YR ITEM	FY 2011-2012	FY 2012-2013		
	PRIOR	160-06-G126	213-07-G128	158-08-G128	162-09-G107	180-10-G107				
PLANS	53	100	1	0	0	0	301	0	455	
LAND	0	0	0	0	0	0	0	0	0	
DESIGN	3,306	1,500	1,490	389	885	1,863	1,253	0	10,686	
CONSTRUCTION	37,726	13,400	16,442	1,100	7,955	16,762	33,440	3,977	130,802	
EQUIPMENT	68	0	0	0	0	0	2	0	70	
TOTALS	41,153 C	15,000 C	17,933 C	1,489 C	8,840 C	18,625 C	34,996 C	3,977 C	142,013	

PROJECT INFORMATION AND JUSTIFICATION:

a. Total scope of project.

This project provides for the correction of identified health, safety, and code requirements for University programs, Systemwide. The project provides for improvements such as asbestos abatement, modifications to meet the requirements of the Hawai'i Occupational Safety and Health Act, structural repairs to buildings and property, ventilation improvements, lighting, correction of drainage hazards, fire alarm systems, modifications to facilities to meet accessibility standards, sewer/septic tank improvements, traffic safety, electrical infrastructure upgrades, and other safety and code requirements.

b. Identification of need and evaluation of existing situation.

Asbestos: buildings containing asbestos have been identified and removal of this hazardous material is pending. HOSHA: provides for the modification of existing facilities and/or construction of new facilities to meet health and safety standards. Structural repairs: ground and building stabilization to protect property. Ventilation: air quality improvements for adequate air circulation. Lighting: illumination of dark and hazardous areas. Other requirements: due to the aging of University facilities and changes in academic programs, facilities must be renovated to meet changing code requirements.

c. Alternatives considered and impact if project is deferred

The alternative to implementing this project is to do nothing. However, such action will result in non-compliance, and will have negative impacts to University programs. Additionally, the State and University may become liable for injury or death as a result of not correcting identified health, safety, and code deficiencies.

d. Discuss what improvements will take place when project is completed (including benefits to be derived and/or deficiencies this project intends to correct)

This project provides for the removal of asbestos materials at various campuses, the modification of existing facilities or construction of new facilities to meet health and safety standards, the replacement and/or closure of underground fuel storage tanks, structural repairs, ventilation improvements, lighting improvements to meet safety requirements, installation and upgrade of fire safety systems, modifications to existing facilities to meet accessibility standards, and other safety and code improvements.

e. Impact upon future operating requirements (show initial and ongoing funding requirements by cost element, including position count, means of financing, fiscal year)

None

f. Additional information.

None

CAPITAL PROJECT INFORMATION AND JUSTIFICATION SHEET

Expending Agency	UOH
Program ID	UOH 900
Project Number	541

Island	Sen. District	Rep. District	Priority No.	Prev. Priority No.	Project Scope	Scope Codes	Date
Statewide	Statewide	Statewide	2	N/A	N/I/A/R	N - New I - Renovation A - Addition R - Replacement O - Ongoing	6-Dec-2010

PROJECT TITLE: SYS, Capital Renewal and Deferred Maintenance, Statewide

PROJECT DESCRIPTION: Plans, design, construction, and equipment for improvements to University of Hawai'i facilities. Project to include capital renewal, reduction of maintenance backlog, major and minor renovations, modernization of facilities, reroofing, mechanical and electrical systems, resurfacing, repainting, and other repairs and project costs to upgrade facilities at all University campuses.

TOTAL ESTIMATED PROJECT COST (In Thousands of Dollars)

COST ELEMENT	PRIOR APPROPRIATIONS (Including MOF)						BUDGET REQUEST (Including MOF)		FUTURE YEARS	TOTAL PROJECT COST
	ACT YR ITEM	ACT YR ITEM	ACT YR ITEM	ACT YR ITEM	ACT YR ITEM	ACT YR ITEM	FY 2011-2012	FY 2012-2013		
	PRIOR	160-06-G125	213-07-G129	158-08-G129	162-09-G108	180-10-G108				
PLANS	1,950	1,000	500	500	1	1	0	1	9	3,962
LAND	0	0	0	0	0	0	0	0	0	0
DESIGN	14,501	5,000	2,250	4,800	9,213	6,228	0	14,000	100,000	155,992
CONSTRUCTION	151,043	43,999	29,316	53,210	97,785	56,055	0	17,021	900,000	1,348,429
EQUIPMENT	125	1	1	1	1	1	0	1	9	140
TOTALS	167,619 C	20,000 C	32,067 C	58,511 C	107,000 C	62,285 C	0 C	31,023 C	1,000,018	1,508,523

30,000 A

PROJECT INFORMATION AND JUSTIFICATION:

a. Total scope of project.

This project includes repairs and maintenance projects for reroofing, air conditioning equipment, refurbishment of interior building space and surrounding ground area, infrastructure, sports facilities, resurfacing, repainting, and other repairs at all University campuses, Systemwide.

b. Identification of need and evaluation of existing situation.

The University of Hawaii's physical plant is in a serious state of disrepair due to the lack of general funds for R&M. Facilities provide the centerpiece around which all other educational activities exist at higher education institutions. The total replacement value of all University of Hawaii facilities is estimated at \$4.2 billion. Therefore, it is imperative to reinvest in the University's physical plant to ensure that the physical infrastructure facilitates the mission of the institution.

c. Alternatives considered and impact if project is deferred

The alternative to financing this request is to finance routine and deferred maintenance with general funds. However, the likelihood of such general fund support is unlikely, therefore, bond financing this project is imperative to address pressing repairs and maintenance needs of the University System.

d. Discuss what improvements will take place when project is completed (including benefits to be derived and/or deficiencies this project intends to correct)

This project includes repairs and maintenance projects for all University campuses. The role of R&M is to maintain the physical infrastructure and facilities of our campuses so that they are functional, architecturally sound, aesthetically pleasing, and in compliance with building and safety codes to support quality instruction, research, student, and community services programs.

e. Impact upon future operating requirements (show initial and ongoing funding requirements by cost element, including position count, means of financing, fiscal year

None

f. Additional information.

None

CAPITAL PROJECT INFORMATION AND JUSTIFICATION SHEET

Expending Agency	UOH
Program ID	UOH 900
Project Number	548

Island	Sen. District	Rep. District	Priority No.	Prev. Priority No.	Project Scope	Scope Codes	Date
Statewide	N/A	N/A	7K	N/A	N/I/A/R/O	N - New I - Renovation A - Addition R - Replacement O - Ongoing	6-Dec-2010

PROJECT TITLE: SYS, University of Hawai'i Project Adjustment Fund, Statewide

PROJECT DESCRIPTION: Plans, design, construction, and equipment for the establishment of a contingency fund for project adjustment purposes subject to the provisions of the Appropriations Act.

TOTAL ESTIMATED PROJECT COST (In Thousands of Dollars)

COST ELEMENT	PRIOR APPROPRIATIONS (Including MOF)						BUDGET REQUEST (Including MOF)		FUTURE YEARS	TOTAL PROJECT COST
	ACT YR ITEM	ACT YR ITEM	ACT YR ITEM	ACT YR ITEM	ACT YR ITEM	ACT YR ITEM	FY 2011-2012	FY 2012-2013		
	162-09-G110	180-10-G110								
PLANS	1	1					1	0	9	12
LAND	0	0					0	0	9	9
DESIGN	0	0					1	0	9	10
CONSTRUCTION	0	0					1	0	9	10
EQUIPMENT	0	0					1	0	9	10
TOTALS	1 C	1 C					4 C	0 C	45	51

PROJECT INFORMATION AND JUSTIFICATION:

a. Total scope of project.

This project serves as a project adjustment fund for the University of Hawai'i.

b. Identification of need and evaluation of existing situation.

The University of Hawai'i is implementing major capital improvements program (CIP) projects that are in various stages of development. As projects are completed, the University may have unrequired balances that could otherwise be used by other University projects. Authorization of the project adjustment fund ensures that appropriations to University of Hawai'i projects are maximized for University of Hawai'i facilities.

The Governor's Project Adjustment Fund is governed by the Governor and the State Department of Budget and Finance. Executive Memorandum 97-07 states that "concurrent requests for transfer of funds from a completed project into the Governor's project adjustment fund and release of funds for an ongoing project will not be considered; i.e., the fund will not be used for 'pass-through' purposes." Having a separate project adjustment fund will enable the University to control surplus or unrequired general obligation bond funds for University of Hawai'i projects.

c. Alternatives considered and impact if project is deferred

Should this project be deferred, the result would be the continued reliance on the Governor's Project Adjustment Fund, which does not guarantee that unrequired funds from University projects would be used for University of Hawai'i CIP projects.

d. Discuss what improvements will take place when project is completed (including benefits to be derived and/or deficiencies this project intends to correct)

This project will enable the transfer of unrequired balances to University projects that require additional funding.

e. Impact upon future operating requirements (show initial and ongoing funding requirements by cost element, including position count, means of financing, fiscal year

None.

f. Additional information.

University of Hawai'i
CIP Requests to the New Administration

Table 19

Priority	Project Title	FY12 \$\$\$	FY13 \$\$\$	MOF
1	SYS, Health, Safety, and Code Requirements, Statewide	\$ 38,973,000.00	\$ -	C
2	SYS, Capital Renewal and Deferred Maintenance, Statewide	\$ 141,531,000.00	\$ 115,589,000.00	C
3	CCS, Minor CIP, Statewide	\$ 10,000,000.00	\$ -	C
4	SYS, University of Hawai'i Project Renovate to Innovate, Statewide	\$ 35,665,000.00	\$ 162,345,000.00	C
5A	UHH, College of Hawaiian Language, Phase I, Hawai'i	\$ 3,000,000.00	\$ -	C
5B	UHH, College of Pharmacy, Hawai'i	\$ -	\$ 66,000,000.00	C
5C	LEE, Education and Innovation Instructional Facility, O'ahu	\$ 19,013,000.00	\$ -	C
5D	HON, Advanced Technology Training Center, O'ahu	\$ -	\$ 36,393,000.00	C
5E	HAW, Manono Campus - Multi-Purpose Facility with Parking Structure, Hawai'i	\$ 6,673,000.00	\$ -	C
5F	KAP, Information, Media, and Technology Center, O'ahu	\$ 5,104,000.00	\$ -	C
5G	LEE, Theater Renovation, O'ahu	\$ 6,201,000.00	\$ -	C
5H	MAU, Science Building - Renovation of Existing Facility, Maui	\$ -	\$ 4,501,000.00	C
5I	WIN, Laakea and Noeau Buildings - Renovation of Existing Facilities, O'ahu	\$ -	\$ 4,382,000.00	C
6A	UHH, Living Learning Community, Hawai'i	\$ 4,000,000.00	\$ -	C
		\$ 4,000,000.00	\$ -	N
6B	UHH, Student Housing Developments, Hawai'i	\$ 3,200,000.00	\$ -	C
		\$ 28,800,000.00	\$ -	E
7A	UHM, Campus Master Plan, O'ahu	\$ 1,200,000.00	\$ -	C
7B	UHM, Kuykendall Hall Modernization, O'ahu	\$ -	\$ 11,250,000.00	C
7C	UHM, Richardson Law School Expansion/Modernization, O'ahu	\$ 825,000.00	\$ 5,500,000.00	C
7D	UHH, General Classroom and Office Building, Hawai'i	\$ 3,500,000.00	\$ -	C
7E	UHH, Emergency Response and Campus Operations Center, Hawai'i	\$ 900,000.00	\$ -	C
7F	HAW, Manono and West Hawai'i Campuses - New Facilities, Hawai'i	\$ 1,000.00	\$ -	C
7G	HON, New Facility, O'ahu	\$ 1,000.00	\$ -	C
7H	KAP, Parking Facility, O'ahu	\$ 1,000.00	\$ -	C
7I	KAP, Culinary Institute of the Pacific – Diamond Head, O'ahu	\$ 1,000.00	\$ -	C
7J	SYS, Major CIP Planning (Student Housing, Hawaiian Success), Statewide	\$ 1,000,000.00	\$ -	C
7K	SYS, Project Adjustment Fund, Statewide	\$ 4,000.00	\$ 4,000.00	C
University of Hawai'i Board of Regents' CIP Budget		\$ 313,593,000.00	\$ 405,964,000.00	
	<u>Means of Financing</u>			
	General Obligation Bond Fund	\$ 280,793,000.00	\$ 405,964,000.00	C
	Revenue Bonds	\$ 28,800,000.00	\$ -	E
	Federal Funds	\$ 4,000,000.00	\$ -	N

**University of Hawai'i
Capital Improvements Program**

Fiscal Biennium 2011-2013
(Amounts in Thousands of Dollars)

Comparison of CIP Budgets

Priority	Project Title	Board of Regents		Governor ¹	
		2011-2012	2012-2013	2011-2012	2012-2013
1	SYS, Health, Safety, and Code Requirements	38,973 C	0 C	34,996 C	3,977 C
2	SYS, Capital Renewal and Deferred Maintenance	141,531 C	115,589 C	0 C	31,023 C
3	SYS, Minor CIP	10,000 C	0 C	0 C	0 C
4	SYS, Project Renovate to Innovate	35,665 C	162,345 C	0 C	0 C
5A	UHH, College of Hawaiian Language, Phase I	3,000 C	0 C	0 C	0 C
5B	UHH, College of Pharmacy	0 C	66,000 C	0 C	0 C
5C	LEE, Education and Innovation Instructional Facility	19,013 C	0 C	0 C	0 C
5D	HON, Advanced Technology Training Center	0 C	36,393 C	0 C	0 C
5E	HAW, Manono Campus - Multi-Purpose Facility with Parking Structure	6,673 C	0 C	0 C	0 C
5F	KAP, Information, Media, and Technology Center	5,104 C	0 C	0 C	0 C
5G	LEE, Theater Renovation	6,201 C	0 C	0 C	0 C
5H	MAU, Science Building – Renovation of Existing Facility	0 C	4,501 C	0 C	0 C
5I	WIN, La'akea and No'eau Buildings – Renovation of Existing Facilities	0 C	4,382 C	0 C	0 C
6A	UHH, Living Learning Community	4,000 C	0 C	0 C	0 C
		4,000 N	0 N	0 N	0 N
6B	UHH, Student Housing Developments	3,200 C	0 C	0 C	0 C
		28,800 E	E	0 E	0 E
7A	UHM, Campus Master Plan	1,200 C	0 C	0 C	0 C
7B	UHM, Kuykendall Hall Modernization	0 C	11,250 C	0 C	0 C
7C	UHM, Richardson Law School Expansion/Modernization	825 C	5,500 C	0 C	0 C
7D	UHH, General Classroom and Office Building	3,500 C	0 C	0 C	0 C
7E	UHH, Emergency Response and Campus Operations Center	900 C	0 C	0 C	0 C
7F	HAW, Manono and West Hawai'i Campuses - New Facilities	1 C	0 C	0 C	0 C
7G	HON, New Facility	1 C	0 C	0 C	0 C
7H	KAP, Parking Facility	1 C	0 C	0 C	0 C
7I	KAP, Culinary Institute of the Pacific – Diamond Head	1 C	0 C	0 C	0 C
7J	SYS, Major CIP Planning (Student Housing, Hawaiian Success)	1,000 C	0 C	0 C	0 C
7K	SYS, Project Adjustment Fund	4 C	4 C	4 C	0 C
University of Hawai'i – Systemwide Summary of CIP Budget Request		313,593	405,964	35,000	35,000
	<u>Means of Finance</u>				
	C General Obligation Bond Fund	280,793 C	405,964 C	35,000 C	35,000 C
	E Revenue Bonds	28,800 E	0 E	0 E	0 E
	N Federal Funds	4,000 N	0 N	0 N	0 N

¹Previous State Administration

**UNIVERSITY OF HAWAI‘I
CAPITAL IMPROVEMENTS PROGRAM
FISCAL BIENNIUM 2011-2013**

(IN THOUSANDS)

Priority	Project Title/Description	Program ID	Fiscal Biennium 2011-2013		Justification
			2011-2012	2012-2013	
1	<p>Health, Safety and Code Requirements University of Hawai‘i–Systemwide</p> <p>Plans, design, construction, and equipment for modifications to existing facilities and/or construction of new facilities for health, safety, and code requirements.</p> <p>Plans 301 C – Design 1,253 C – Construction 37,417 C – Equipment 2 C –</p>	UOH 900			<p>This project provides for correction of identified health, safety, and code deficiencies for University Programs, Systemwide. The current request includes improvements at the University of Hawai‘i at Mānoa, University of Hawai‘i at Hilo, Kapi‘olani Community College, Leeward Community Colleges, and door locks and key retrofits at all Community Colleges .</p> <p><u>University of Hawai‘i at Mānoa</u></p> <ul style="list-style-type: none"> • East-West Electrical Substation \$6,000,000 • Campus-Wide Elevator Improvements, Phase II \$12,000,000 • Quarry Stairs \$600,000 <p><u>University of Hawai‘i at Hilo</u></p> <ul style="list-style-type: none"> • Emergency/Back-Up Generator \$4,000,000 • Chemical Storage and Concentrated Waste Storage Building \$2,800,000 • Campus-Wide Lead Paint Survey \$100,000 • Emergency Notification System \$1,800,000 <p><u>Kapi‘olani Community College</u></p> <ul style="list-style-type: none"> • Exterior Lighting Improvements \$1,103,000 <p><u>Leeward Community College</u></p> <ul style="list-style-type: none"> • Repair/Replace Air Conditioning/Ventilation Systems \$2,300,000 • Replace Air Handlers \$4,300,000 • Repair/Replace Railings to Exterior Stairways \$470,000 <p><u>Community College System</u></p> <ul style="list-style-type: none"> • CCS, Rekey Community Colleges \$3,500,000
	<p>Financial Requirements</p> <p>Senatorial District: Statewide Representative District: Statewide</p>		38,973	0	

**UNIVERSITY OF HAWAI‘I
CAPITAL IMPROVEMENTS PROGRAM
FISCAL BIENNIUM 2011-2013**

(IN THOUSANDS)

Priority	Project Title/Description	Program ID	Fiscal Biennium 2011-2013		Justification
			2011-2012	2012-2013	
2	<p>Capital Renewal and Deferred Maintenance University of Hawai‘i–Systemwide</p> <p>Plans, design, construction, and equipment for improvements to University of Hawai‘i facilities. Project to include capital renewal, reduction of maintenance backlog, major and minor renovations, modernization of facilities, reroofing, mechanical and electrical systems, resurfacing, repainting, and other repairs and project costs to upgrade facilities at all University campuses.</p> <p>Plans 1 C Design 14,000 C Construction 127,529 C Equipment 1 C</p>	UOH 900			<p>The University of Hawai‘i's physical plant has accumulated a backlog of repairs and maintenance (R&M) due to the lack of general funds. This project includes reroofing, mechanical and electrical systems, renovations, resurfacing, repainting, and other improvements and project costs to upgrade facilities at all University campuses.</p> <p>Facilities provide the centerpiece around which all other educational activities exist at higher education institutions. The total replacement value of all University of Hawai‘i facilities is estimated at \$4.2 billion. Therefore, it is imperative to reinvest in the University's physical plant to ensure that the physical infrastructure facilitates the mission of the institution.</p> <p>The role of R&M is to maintain the physical infrastructure and facilities of our campuses so that they are functional, architecturally sound, aesthetically pleasing, and in compliance with building and safety codes to support quality instruction, research, student, and community services programs.</p>
	<p>Financial Requirements</p> <p>Senatorial District: Statewide Representative District: Statewide</p>		141,531	115,589	

**UNIVERSITY OF HAWAI‘I
CAPITAL IMPROVEMENTS PROGRAM
FISCAL BIENNIUM 2011-2013**

(IN THOUSANDS)

Priority	Project Title/Description	Program ID	Fiscal Biennium 2011-2013		Justification
			2011-2012	2012-2013	
3	<p>Minor Capital Improvements Program Projects University of Hawai‘i–Community Colleges</p> <p>Design and construction for minor capital improvements program projects for the Community Colleges.</p> <p>Plans –</p> <p>Design 700 C</p> <p>Construction 9,300 C</p> <p>Equipment –</p> <p>Financial Requirements</p> <p>Senatorial District: Statewide Representative District: Statewide</p>	UOH 800	10,000	0	<p>This project provides for minor CIP projects for various University of Hawai‘i Community College campuses. The current request includes design and construction for the renovations of Windward Community College's Na‘auao and Alaka‘i buildings and Kapi‘olani Community College's Kauila building.</p> <p><u>Windward Community College - Na‘auao and Alaka‘i Building Renovations</u> Both the Na‘auao and Alaka‘i Buildings were part of the original Hawai‘i State Hospital and was designed for housing patients. There has been a few minor renovations to the buildings; however, the buildings are not conducive for its current academic use. The occupants contend with cramped spaces, inadequate air conditioning, accessibility issues, and old infrastructure such as electrical, plumbing, telephone/data wiring. Some of the offices are only 60 square feet, which is far below an average size office of about 110 square feet. The buildings are in a historical district and "protected" by the State Historical Preservation Department. The renovations will maintain the buildings' physical exterior look; however, the interior must be modified to meet programmatic needs.</p> <p><u>Kapi'olani Community College - Kauila Building</u> This project will renovate Kauila to improve existing classrooms with enhanced technology, create additional classroom space, and create additional preparation workspace. The existing classrooms at the present time do not reflect the environment that students will encounter in the health care workplace. Although students are required to participate in practicum to gain experience prior to completion of their course of study, they are lacking exposure to actual “hospital room” settings prior to engaging in the practicum. The project will create a “hospital room” for simulation training, mobility training, and transfer training. The project will install a door/wall with one-way glass, with an intercom to create a realistic setting where students may develop and sharpen skills and competencies working with patients in an acute care setting. The project will also enclose an outside area near the elevator on the second floor to provide more classroom space.</p>

**UNIVERSITY OF HAWAI‘I
CAPITAL IMPROVEMENTS PROGRAM
FISCAL BIENNIUM 2011-2013**

(IN THOUSANDS)

Priority	Project Title/Description	Program ID	Fiscal Biennium 2011-2013		Justification
			2011-2012	2012-2013	
4	<p>University of Hawai‘i Project Renovate to Innovate, Statewide</p> <p>Plans, design, construction, and equipment for University of Hawai‘i capital improvements, repairs, renovations, and related improvements. Project to include new facilities, renovation of existing facilities, repairs and maintenance, and other capital projects and project costs for the University of Hawai‘i. Project to include primarily research facilities.</p> <p>Plans 100 C Design 16,565 C Construction 19,000 C Equipment – 1,395 C</p>	UOH 900			<p>This project includes planning, design, construction, and equipment for University of Hawai‘i capital improvements, repairs, renovations, and related improvements. This project will finance improvements at University of Hawai‘i campuses, with a particular emphasis on research projects, which will in turn increase the University's research indirect cost recovery.</p> <p>The University has an ongoing need to renew its facilities, as well as reduce its maintenance backlog at all University of Hawai‘i facilities. The University's current maintenance backlog is estimated at \$368.373 million. Many of these facilities are research related facilities that require major renovation with updated research laboratories and equipment.</p> <p>Financing of these research facilities will improve the federal indirect reimbursement cost ratios resulting in significant increases in these indirect reimbursements from the federal government, while providing more competitive research facilities to attract top researchers and obtain more grants.</p>
	<p>Financial Requirements</p> <p>Senatorial District: Statewide Representative District: Statewide</p>		35,665	162,345	<p>The current request includes the following projects:</p> <p><u>University of Hawai‘i at Mānoa</u></p> <ul style="list-style-type: none"> • Edmondson Hall Renovation/Modernization \$14,000,000 • Snyder Hall Renovation/Modernization \$38,500,000 • Holmes Hall Renovation/Addition \$22,000,000 • Hawai‘i Institute of Marine Biology - Coconut Island Shoreline Protection \$14,960,000 • Hawai‘i Institute of Geophysics Renovation/Modernization \$28,655,000 • Marine Science Building Renovation/Modernization \$29,700,000 • Marine Fisheries Building Renovation/Modernization \$38,500,000 <p><u>University of Hawai‘i at Hilo</u></p> <ul style="list-style-type: none"> • Keaukaha and Pana‘ewa Research Laboratory Renovations \$6,050,000 • Life Sciences Building Renovation \$2,370,000 • PB-4 Renovation and Upgrade of Research Laboratories \$3,275,000

**UNIVERSITY OF HAWAI‘I
CAPITAL IMPROVEMENTS PROGRAM
FISCAL BIENNIUM 2011-2013**

(IN THOUSANDS)

Priority	Project Title/Description	Program ID	Fiscal Biennium 2011-2013		Justification
			2011-2012	2012-2013	
5A	<p>College of Hawaiian Language Building University of Hawai‘i at Hilo</p> <p>Construction and equipment for the College of Hawaiian Language Building. Project to include ground and site improvements, development of new facility, equipment and appurtenances, and all related project costs.</p> <p>Plans Design Construction Equipment</p>	UOH 210	<p>– – 1,000 C 2,000 C</p>	<p>– – – –</p>	<p>The College of Hawaiian Language at the University of Hawai‘i at Hilo is a primary source of Hawaiian language support in the State of Hawai‘i and a national leader in indigenous language and cultural revitalization. The success of the College of Hawaiian Language has been recognized by academics and the media both nationally and internationally.</p> <p>Currently, the College of Hawaiian Language is dispersed in several buildings in cramped spaces. A new facility is required to consolidate the College for current and future program expansion, which is necessary to further develop the University of Hawai‘i at Hilo as a leader in cultural and language revitalization and a model for other indigenous people.</p> <p>This project will provide a state of the art facility that will increase the visibility of the College of Hawaiian Language and supply the physical resources to accommodate continued curriculum development, high-technology learning, distance education needs, and serve as the area to host the many indigenous peoples from across the globe who frequently visit the College of Hawaiian Language's model programs.</p>
	<p>Financial Requirements</p> <p>Senatorial District: 1 Representative District: 2</p>		3,000	0	

**UNIVERSITY OF HAWAI'I
CAPITAL IMPROVEMENTS PROGRAM
FISCAL BIENNIUM 2011-2013**

(IN THOUSANDS)

Priority	Project Title/Description	Program ID	Fiscal Biennium 2011-2013		Justification
			2011-2012	2012-2013	
5B	College of Pharmacy University of Hawai'i at Hilo	UOH 210			<p>This project will develop a new facility to house the College of Pharmacy. The building will include classrooms, teaching and research laboratories, offices, and other related spaces in accordance with the Accreditation Council of Pharmacy Education standards and guidelines.</p> <p>Prior to 2007, Hawai'i was one of only a few states in the nation that did not provide pharmacy education. Health professional workforce shortages in pharmacy are expected to increase. Proactive education of a new generation of pharmacy health professionals will ensure quality health care and anchor the workforce needs of the State. Hawai'i students pursuing a degree in pharmacy were forced to leave Hawai'i to receive necessary education and credentials. The development of the College of Pharmacy building will enable local students to study in Hawai'i, thereby meeting their educational needs as well as the State's need for professionals in this field.</p> <p>This project provides the physical infrastructure needed for the pharmacy degree program at the University of Hawai'i at Hilo. The pharmacy degree program has the potential to become the largest graduate program of the Campus, with an anticipated enrollment of approximately ninety students per year. The pharmacy degree program will increase the quality and offerings of science courses at the University of Hawai'i at Hilo, and will bring the Campus the expertise in quality academic science curriculum that will benefit the university at large.</p>
	Construction and equipment for the College of Pharmacy Building. Project to include ground and site improvements, development of new facility, equipment and appurtenances, and all related project costs.				
	Plans		-	-	
	Design		-	-	
	Construction		-	60,000 C	
Equipment	-	6,000 C			
Financial Requirements		0	66,000		
	Senatorial District: 1 Representative District: 2				

**UNIVERSITY OF HAWAII
CAPITAL IMPROVEMENTS PROGRAM
FISCAL BIENNIUM 2011-2013**

(IN THOUSANDS)

Priority	Project Title/Description	Program ID	Fiscal Biennium 2011-2013		Justification
			2011-2012	2012-2013	
5C	<p>Education and Innovation Instructional Facility Leeward Community College</p> <p>Design, construction, and equipment for a new Education and Innovation Instructional Facility at Leeward Community College. Project to include ground and site improvements, development of new facility, equipment and appurtenances, and all related project costs.</p> <p>Plans Design Construction Equipment</p> <hr/> <p>Financial Requirements</p> <p>Senatorial District: 18 Representative District: 36</p>	UOH 800	<p>–</p> <p>332 C</p> <p>16,810 C</p> <p>1,871 C</p>	<p>–</p> <p>–</p> <p>–</p> <p>–</p>	<p>This project will develop a new three-story Education and Innovation Instructional Facility with approximately 18,300 square feet on the Leeward Community College campus.</p> <p>The need for additional academic and learning space on campus is at a critical level. Overcrowded faculty office space and classroom scheduling conflicts are commonplace. More than 30 years has elapsed since an additional educational building was constructed on the Leeward Community College campus. During this time the infrastructure needs to support modern teaching and supportive learning environments has changed dramatically. In addition, student enrollment has reached record levels and the need to accommodate current and future enrollment growth is critical in meeting the social and nurturing learning environment necessary to meet current and future expectations of our students. Recruitment, retention, and success of students is severely impacted by the lack of modern educational facilities. This project is part of Phase I of the College's approved Long Range Development Plan (LRDP) for campus expansion. The proposed Education and Innovation Instructional Facility will house the Leeward Community College teacher education program that has received widespread support by the Board of Regents, Governor, and Legislature since its inception in 2006.</p> <p>Enrollment in the teacher education program has grown by nearly 1500% over the past three years to nearly 400 declared majors. The program is particularly attractive to traditionally under represented student populations (more than 30% of teacher education students are Native Hawaiian and nearly 22% are of Filipino ancestry). The teacher education program addresses the critical teacher shortage in the State and especially in the Leeward Community College service region. Additionally, this facility will accommodate growing demands in professional and workforce training with an emphasis on designing a facility that is flexible to meet current and future instructional demands. Current and anticipated enrollment pressures, coupled with the need for additional classroom space, make this project a critical need.</p>
			19,013	0	

**UNIVERSITY OF HAWAII
CAPITAL IMPROVEMENTS PROGRAM
FISCAL BIENNIUM 2011-2013**

(IN THOUSANDS)

Priority	Project Title/Description	Program ID	Fiscal Biennium 2011-2013		Justification
			2011-2012	2012-2013	
5D	Advanced Technology Training Center Honolulu Community College	UOH 800			<p>This project will provide an Advanced Technology Training Center at Honolulu Community College. The new multi-story facility will include classrooms, offices, and laboratories for various science and technology related programs and training.</p> <p>To realize the State's goal of developing a dynamic technology industry, along with a workforce to support the industry, it is imperative for the State to develop an Advanced Technology Training Center (ATTC). The development of an ATTC has long been the goal of Honolulu Community College. The College has expertise in the areas of technical workforce development and is the optimal place to house such a facility.</p> <p>Over the years, Honolulu Community College has established itself as the technological training center of the Pacific. It is no small task for a State supported institution to remain flexible and expedient enough to operate and train the workforce in a rapidly changing field. Nonetheless, Honolulu Community College has managed to keep pace. Honolulu Community College's ability to remain dynamic; however, is severely limited by the age and capacity of its facilities. In fact, the current building that houses the majority of the College's science and technology programs was built over thirty years ago, well before the first, second, and third generations of the technology boom.</p>
	<p>Design, construction, and equipment for an Advanced Technology Training Center at Honolulu Community College. Project to include ground and site improvements, development of new facility, equipment and appurtenances, and all project related costs.</p> <p>Plans - -</p> <p>Design - - 1 C</p> <p>Construction - 32,757 C</p> <p>Equipment - 3,635 C</p>				
	Financial Requirements		0	36,393	
	<p>Senatorial District: 12</p> <p>Representative District: 28</p>				

**UNIVERSITY OF HAWAI‘I
CAPITAL IMPROVEMENTS PROGRAM
FISCAL BIENNIUM 2011-2013**

(IN THOUSANDS)

Priority	Project Title/Description	Program ID	Fiscal Biennium 2011-2013		Justification
			2011-2012	2012-2013	
5E	<p>Manono Campus Multi-Purpose Facility with Parking Structure Hawai‘i Community College</p> <p>Plans and design for a multi-purpose facility with parking structure at the Manono campus of Hawai‘i Community College. Project to include ground and site improvements, development of new facility, equipment and appurtenances, and all related project costs</p> <p>Plans 1 C Design 6,672 C Construction - Equipment -</p> <hr/> <p>Financial Requirements</p> <p>Senatorial District: 1 Representative District: 2</p>	UOH 800	6,673	0	<p>This project will provide for the development of a new multi-purpose facility with parking structure.</p> <p>Facilities at the Manono campus are sorely inadequate with many of the structures being designed and constructed in the 1950's and 1960's as part of the Department of Education's Hawai‘i Vocational School. A major upgrade in the physical plant at Manono is needed to provide students with adequate facilities to pursue post-secondary educational opportunities that will ultimately support local economic development initiatives. The improvements are also needed to address findings by the Accrediting Commission for Community and Junior Colleges citing the inadequacy of facilities located at the Manono Campus.</p>

**UNIVERSITY OF HAWAII‘I
CAPITAL IMPROVEMENTS PROGRAM
FISCAL BIENNIUM 2011-2013**

(IN THOUSANDS)

Priority	Project Title/Description	Program ID	Fiscal Biennium 2011-2013		Justification
			2011-2012	2012-2013	
5F	<p>Technology and Media Center Kapi‘olani Community College</p> <p>Design, construction, and equipment for the renovation of Naio Building at Kapi‘olani Community College. Project to include renovation of existing facility, equipment and appurtenances, and all project related costs.</p> <p>Plans Design Construction Equipment</p> <hr/> <p>Financial Requirements</p> <p>Senatorial District: 9 Representative District: 19</p>	UOH 800	<p>–</p> <p>476 C</p> <p>4,175 C</p> <p>453 C</p>	<p>–</p> <p>–</p> <p>–</p> <p>–</p>	<p>This project will provide for the renovation of the Naio building on the Kapi‘olani Community College campus to upgrade the information technology infrastructure that supports the campus network.</p> <p>The current configuration of the fiber optic cable system at Kapi‘olani Community College is reaching its maximum capacity. There is a need to reconfigure the system to increase this capacity. The campus cable system has never been upgraded or expanded since it was first installed. The demand for bandwidth has grown significantly as the number of technological applications, both instructional and administrative, have increased. The number of online classes and applications are also steadily increasing and the services related to the delivery of those classes, such as security applications, voice over IP, etc. have placed additional demands on network bandwidth. The carrying capacity of the existing campus network can be expanded without significant trenching and reinstalling of additional strands of fiber. The hardware needed to increase the carrying capacity of the network requires upgrades to the Technology and Media Center's existing building infrastructure. Renovations within the building will also include upgrades to maintain the flexible use of space and improvements to the power supply.</p>
			5,104	0	

**UNIVERSITY OF HAWAI‘I
CAPITAL IMPROVEMENTS PROGRAM
FISCAL BIENNIUM 2011-2013**

(IN THOUSANDS)

Priority	Project Title/Description	Program ID	Fiscal Biennium 2011-2013		Justification
			2011-2012	2012-2013	
5G	<p>Theater Renovation Leeward Community College</p> <p>Design, construction, and equipment for the renovation of Leeward Community College's Theater. Project to include renovation of existing facility, equipment and appurtenances, and all project related costs.</p> <p>Plans Design Construction Equipment</p> <hr/> <p>Financial Requirements</p> <p>Senatorial District: 18 Representative District: 36</p>	UOH 800	<p>–</p> <p>1 C</p> <p>5,580 C</p> <p>620 C</p>	<p>–</p> <p>–</p> <p>–</p> <p>–</p>	<p>This project will provide funding to renovate the Leeward Community College Theater Facility. The project includes major infrastructure repairs and improvements, including waterproofing, mechanical and electrical infrastructure upgrades, site improvements for drainage, code compliance issues, refurbishment of the building’s interior, repair and/or replacement of the main stage, dance floor, box office, and restroom modernization.</p> <p>The Theatre building is considered a Leeward and Central O‘ahu community asset and is the only major theatrical performance facility in the region. Performances and events at the facility draw nearly 100,000 patrons per year. The facility is also home to numerous Arts and Humanities courses in music, theatre, drama, dance, and the arts. The building was completed in 1974 and is over 36 years old. With the exception of asbestos abatement, reroofing, and minor modifications, there have been no major renovations to the building since its initial construction.</p> <p>The basis for this renovation project was an Existing Conditions Report which was completed by a consulting and engineering team in May 2009. This comprehensive study identified serious interior and exterior building deficiencies that include accessibility issues, potential health and safety concerns related to moisture infiltration, drainage control problems, and the need for a major upgrade to the building's outdated mechanical and electrical systems. Renovations would include upgrades to the main stage floor and orchestra pit, auditorium seating area, restrooms, box office, lobby, lab theatre, shop/preparation room, dressing rooms, and dance studio. Lighting and sound systems, although functional, are original to the building and in need of replacement to stay current with technology advances in the field.</p>

**UNIVERSITY OF HAWAI‘I
CAPITAL IMPROVEMENTS PROGRAM
FISCAL BIENNIUM 2011-2013**

(IN THOUSANDS)

Priority	Project Title/Description	Program ID	Fiscal Biennium 2011-2013		Justification
			2011-2012	2012-2013	
5H	<p>Science Building – Renovation of Existing Facility University of Hawai‘i–Maui College</p> <p>Construction and equipment for the renovation of the existing Science Building to house Allied Health Programs at University of Hawai‘i Maui College. Project includes renovation of existing facility, equipment and appurtenances, and all project related costs.</p> <p>Plans – –</p> <p>Design – –</p> <p>Construction – 4,500 C</p> <p>Equipment – 1 C</p> <p>Financial Requirements</p> <p>Senatorial District: 4</p> <p>Representative District: 8</p>	UOH 800	0	4,501	<p>UH Maui College is in the process of constructing a new Science Building. The old Science Building will be re-purposed to house Allied Health Programs and the labs will be converted for use by the Nursing, Dental Hygiene, and Oral Health programs. The current Science facility was constructed in 1970 and is over 35 years old. The facility has three labs which are extremely outdated and are no longer conducive to current advanced methods of Science instruction. The overall poor condition of existing spaces will negatively impact the program's ability to deliver relevant instructional services. In addition, the facilities infrastructure, air conditioning systems, vents, roofing, concrete work, and electrical systems have deteriorated and are very unreliable.</p> <p>The new building will be designed to provide a uniquely integrated space for effective Allied Health instruction including dedicated lab and classroom spaces. The new facility will allow the college to meet existing requirements as well as support emerging needs that address student, community and workforce concerns. The new facility will allow the college to build on developing community and industry partnerships, provide greater opportunities for students, and contribute to the economies of the County and the State as a whole.</p>

**UNIVERSITY OF HAWAII
CAPITAL IMPROVEMENTS PROGRAM
FISCAL BIENNIUM 2011-2013**

(IN THOUSANDS)

Priority	Project Title/Description	Program ID	Fiscal Biennium 2011-2013		Justification
			2011-2012	2012-2013	
5I	<p>La‘akea and No‘eau Buildings – Renovation of Existing Facilities Windward Community College</p> <p>Design, construction, and equipment for the renovation of La‘akea and No‘eau Buildings at Windward Community College. Project to include renovation of existing facilities, equipment and appurtenances, and all project related costs.</p> <p>Plans – –</p> <p>Design – 431 C</p> <p>Construction – 3,950 C</p> <p>Equipment – 1 C</p> <hr/> <p>Financial Requirements</p> <p>Senatorial District: 24</p> <p>Representative District: 47</p>	UOH 800			<p>Windward Community College is currently developing a new Library/Learning Resources Facility, which will house the Library, Media, and Computing Center. The new Library/Learning Center will be completed in the Spring 2012. This project includes the renovation of spaces that will become vacated after the completion of the Library/Learning Resources Facility.</p> <p>La‘akea currently houses the College's Library. La‘akea will be renovated to house the Language Arts department. Currently, the Language Arts department faculty are dispersed in four locations on campus. With a dedicated facility for language arts, instructors would enrich classrooms with displays and relevant materials. Classroom furniture and orientation would be situated in a way most conducive to teaching methods employed. Having a conducive environment is particularly important in developmental and remedial education, which serves as a foundation for success in all further college coursework.</p> <p>No‘eau currently houses the Media and Computing Center. No‘eau will be renovated to house the Social Sciences department. The Social Science department will use the facility for classes, faculty offices, a resource center, and a social sciences lab. A dedicated Social Sciences facility would facilitate the educational process and will be an engaging environment for students, faculty and staff. The Social Sciences department has the highest number of students enrolled at Windward Community College every semester.</p> <p>The goal of this renovation project is to create an optimal learning environment, both in the classroom and in where one turns to for support outside the classroom.</p>
			0	4,382	

**UNIVERSITY OF HAWAI‘I
CAPITAL IMPROVEMENTS PROGRAM
FISCAL BIENNIUM 2011-2013**

(IN THOUSANDS)

Priority	Project Title/Description	Program ID	Fiscal Biennium 2011-2013		Justification
			2011-2012	2012-2013	
6A	<p>Living Learning Community University of Hawai‘i at Hilo</p> <p>Design, construction, and equipment for the renovation of existing facilities and development of an addition to University of Hawai‘i at Hilo student housing. Project to include renovation of existing facilities, development of an addition to existing student housing facilities, ground and site improvements, equipment and appurtenances, and all project related costs. This project is deemed necessary to qualify for federal aid financing and/or reimbursement.</p> <p>Plans Design Design Construction Construction Equipment Equipment</p> <p>Financial Requirements</p> <p>Senatorial District: 1 Representative District: 2</p>	UOH 210	<p>– 350 C 350 N 3,550 C 3,550 N 100 C 100 N</p> <p>8,000</p>	<p>– – – – – – – 0</p>	<p>This project will provide design, construction, furnishing, and equipment of an addition to the existing Hale Kanilehua facility for about 20-30 additional beds in traditional or suite style residence halls, a classroom for 25 to 30 students, separate living accommodation for a scholar in residence and fully functioning community kitchen. This project will also include the renovation and upgrade of the existing Hale Kanilehua Residence Hall. This will provide accommodations for up to three separate living learning communities.</p> <p>One of the strategic goals for the University of Hawai‘i at Hilo is to become the premier residential campus in Hawai‘i. The creation of living /learning communities or other types of “themed” housing will set a strong foundation for a premier residential campus. In a living learning community, the physical environment must compliment the academic goals of the group. The environment plays a major part in the success of a living/learning community. The campus has not been able to provide all of the improvements necessary to ensure a successful individual communities. The proposed project will provide the resources to best ensure success. The campus is also seeking a Title III federal grant to provide for half of the funding required to initiate the living learning communities.</p> <p>The University of Hawai‘i at Hilo's enrollment has grown 17% over the past five years. Each year the housing wait list to get into on-campus housing is long. This past year there were over 350 students on the waiting list. The University has attempted to meet its housing needs by going out into the community for help. Currently, the University has four agreements with off campus apartment owner or hotel operators. With all of these, the University still cannot accommodate all of the students wanting to be housed. The Hilo community is also experiencing a housing shortage. Students seeking housing compete with others in the community looking for housing. Further exacerbating the project is the lack of public transportation; therefore, students do not have the option of living outside of the city limits.</p>

**UNIVERSITY OF HAWAI‘I
CAPITAL IMPROVEMENTS PROGRAM
FISCAL BIENNIUM 2011-2013**

(IN THOUSANDS)

Priority	Project Title/Description	Program ID	Fiscal Biennium 2011-2013		Justification
			2011-2012	2012-2013	
6B	<p>Student Housing Developments University of Hawai‘i at Hilo</p> <p>Land acquisition, design, construction, and equipment for the development of student housing facilities for the University of Hawai‘i at Hilo. Project to include ground and site improvements, equipment and appurtenances, and all project related costs.</p> <p>Plans Land Acquisition Land Acquisition Design Design Construction Construction Equipment Equipment</p>	UOH 210	<p>–</p> <p>1 C 1 E 1 C 1 E 3,197 C 28,797 E 1 C 1 E</p>	<p>–</p> <p>– – – – – – – –</p>	<p>This student housing project will develop approximately 400 additional beds in apartment and suite style residence halls. Phase I of the project will include basic infrastructure costs for all of the phases. This project could also be to acquire land and existing buildings for use as residence halls, or matching of private developments. Location(s) will be determined by a study.</p> <p>The University of Hawai‘i at Hilo's enrollment has grown 17% over the past five years. Each year the housing wait list to get into on-campus housing is long. This past year there were over 350 students on the waiting list. The University has attempted to meet its housing needs by going out into the community for help. Currently, the University has four agreements with off campus apartment owner or hotel operators. With all of these, the University still cannot accommodate all of the students wanting to be housed. The Hilo community is also experiencing a housing shortage. Students seeking housing compete with others in the community looking for housing. Further exacerbating the project is the lack of public transportation; therefore, students do not have the option of living outside of the city limits.</p>
	Financial Requirements		32,000	0	
	<p>Senatorial District: 1 Representative District: 2</p>				

**UNIVERSITY OF HAWAI‘I
CAPITAL IMPROVEMENTS PROGRAM
FISCAL BIENNIUM 2011-2013**

(IN THOUSANDS)

Priority	Project Title/Description	Program ID	Fiscal Biennium 2011-2013		Justification
			2011-2012	2012-2013	
7A	Campus Master Plan University of Hawai‘i at Mānoa Plans for the development of a master plan for the University of Hawai‘i at Mānoa campus.	UOH 100			The scope of this project is the creation of a comprehensive Campus Master Plan that will guide future campus investments and development. The plan will be based on the Long Range Development Plan, on current campus goals and values as stated in other university documents, campus community input, and an evaluation of campus needs based on the assessment of current conditions and of best practices in comparable institutions of higher education. Currently, no similar "master plan" exists for the campus. The master plan is required to effectively guide investments, manage resources, and ensure all activities meet university's stated goals and determined needs as well as enhance the campus built environment.
	Plans Design Construction Equipment Financial Requirements		1,200 C – – – 1,200	– – – – 0	
	Senatorial District: 10 Representative District: 24				

**UNIVERSITY OF HAWAI‘I
CAPITAL IMPROVEMENTS PROGRAM
FISCAL BIENNIUM 2011-2013**

(IN THOUSANDS)

Priority	Project Title/Description	Program ID	Fiscal Biennium 2011-2013		Justification
			2011-2012	2012-2013	
7B	Kuykendall Hall Modernization University of Hawai‘i at Mānoa	UOH 100			The scope of this project is the modernization of Kuykendall Hall, one of the most intensely used buildings for Undergraduate Education. Working in partnership with Lawrence Berkely National Laboratory as one of three pilot projects in the country, the goal is to create an Optimal Learning Environment while aiming for a Net-Zero Energy building to be used as a model for the UH Mānoa campus. Strategies include the reintroduction of natural ventilation and the application of innovative strategies and technologies to improve the learning environment with minimal energy use.
	Construction for renovation and modernization of Kuykendall Hall. Project to include renovation of existing facility and all project related costs.				
	Plans		-	-	Modernization of Kuykendall Hall is required given the building's currently deteriorating condition, high energy use, and sub-optimal learning environment associated with both poor air quality and a disconnect between classrooms and the outdoor environment. This building provides critical instructional functions for the campus as a centrally-located, classroom-intensive structure.
	Design		-	-	
	Construction		-	11,250 C	
	Equipment		-	-	
	Financial Requirements		0	11,250	
	Senatorial District: 10				
	Representative District: 24				

**UNIVERSITY OF HAWAI‘I
CAPITAL IMPROVEMENTS PROGRAM
FISCAL BIENNIUM 2011-2013**

(IN THOUSANDS)

Priority	Project Title/Description	Program ID	Fiscal Biennium 2011-2013		Justification
			2011-2012	2012-2013	
7C	<p>Richardson Law School Expansion/Modernization University of Hawai‘i at Mānoa</p> <p>Design and construction for the expansion and modernization of the west wing of the William S. Richardson School of Law. Project to include ground and site improvements, renovation and expansion of existing facilities, and all project related costs.</p> <p>Plans Design Construction Equipment</p> <hr/> <p>Financial Requirements</p> <p>Senatorial District: 10 Representative District: 24</p>	UOH 100	<p>–</p> <p>825 C</p> <p>–</p> <p>–</p> <hr/> <p>825</p>	<p>–</p> <p>–</p> <p>5,500 C</p> <p>–</p> <hr/> <p>5,500</p>	<p>The scope of this project is part of the Law School master plan that includes the West and East Buildings. The West Wing phase includes the modernization and expansion (10,000 gsf) of existing classroom/main administrative building, and improved public entry and community clinic and faculty suites. Design integration with east wing (for which a master project development report has been completed) is a high priority. Sustainable design is also a high priority.</p> <p>The Law School is operating over its physical capacity for its student body, faculty, staff, and program activities, and has facilities that are considerably below standard compared to peer law schools. The severe lack of space has inhibited attraction of major grants and international programs and required off-campus location of some functions. New west wing clinical space and entry needed for public access to community outreach and clinical training programs. Additional clinical, teaching, and faculty spaces are needed to support core and specialty curriculum, including Elder, Veterans, Health, Environmental, and Native Hawaiian law programs.</p>

**UNIVERSITY OF HAWAI‘I
CAPITAL IMPROVEMENTS PROGRAM
FISCAL BIENNIUM 2011-2013**

(IN THOUSANDS)

Priority	Project Title/Description	Program ID	Fiscal Biennium 2011-2013		Justification																										
			2011-2012	2012-2013																											
7D	<p>General Classroom and Office Building University of Hawai‘i at Hilo</p> <p>Plans and design for a new general classroom and office building on the campus of the University of Hawai‘i at Hilo. Project to include ground and site improvements, development of new facility, equipment and appurtenances, and all project related costs.</p> <table style="width: 100%; border-collapse: collapse;"> <tr> <td style="padding-left: 20px;">Plans</td> <td style="text-align: right;">500</td> <td style="text-align: center;">C</td> <td style="text-align: center;">–</td> <td></td> </tr> <tr> <td style="padding-left: 20px;">Design</td> <td style="text-align: right;">3,000</td> <td style="text-align: center;">C</td> <td style="text-align: center;">–</td> <td></td> </tr> <tr> <td style="padding-left: 20px;">Construction</td> <td style="text-align: center;">–</td> <td></td> <td style="text-align: center;">–</td> <td></td> </tr> <tr> <td style="padding-left: 20px;">Equipment</td> <td style="text-align: center;">–</td> <td></td> <td style="text-align: center;">–</td> <td></td> </tr> <tr> <td colspan="2"><hr/>Financial Requirements</td> <td></td> <td style="text-align: right;">3,500</td> <td style="text-align: right;">0</td> <td></td> </tr> </table> <p>Senatorial District: 1 Representative District: 2</p>	Plans	500	C	–		Design	3,000	C	–		Construction	–		–		Equipment	–		–		<hr/> Financial Requirements			3,500	0		UOH 210			<p>This project will develop a new general classroom and office building that is necessary to off-set the growing space shortage at the University of Hawai‘i at Hilo.</p> <p>To meet the increasing space needs, the University of Hawai‘i at Hilo has been leasing private space around Hilo. Several program specific new academic buildings have been included in the past budget requests. While financing may have been provided for specific programs, there remains a general classroom and office need.</p>
Plans	500	C	–																												
Design	3,000	C	–																												
Construction	–		–																												
Equipment	–		–																												
<hr/> Financial Requirements			3,500	0																											

**UNIVERSITY OF HAWAII
CAPITAL IMPROVEMENTS PROGRAM
FISCAL BIENNIUM 2011-2013**

(IN THOUSANDS)

Priority	Project Title/Description	Program ID	Fiscal Biennium 2011-2013		Justification																				
			2011-2012	2012-2013																					
7E	<p>Emergency Response Operations Center University of Hawai'i at Hilo</p> <p>Plans and design for an emergency operations center at the University of Hawai'i at Hilo. Project to include site improvements, development of new facility, equipment and appurtenances, and all related project costs.</p> <table border="0"> <tr> <td>Plans</td> <td align="right">1</td> <td align="center">C</td> <td align="center">-</td> <td></td> </tr> <tr> <td>Design</td> <td align="right">899</td> <td align="center">C</td> <td align="center">-</td> <td></td> </tr> <tr> <td>Construction</td> <td></td> <td align="center">-</td> <td align="center">-</td> <td></td> </tr> <tr> <td>Equipment</td> <td></td> <td align="center">-</td> <td align="center">-</td> <td></td> </tr> </table>	Plans	1	C	-		Design	899	C	-		Construction		-	-		Equipment		-	-		UOH 210			<p>This project will provide a hurricane and earthquake resistant emergency operation center with integrated emergency communication and notification system, as well as University of Hawai'i at Hilo office space for Campus Security, Health and Safety program, and Auxiliary Services (Janitorial, Grounds keeping, Repairs, Mailroom, etc.).</p> <p>Currently, the 100 square feet security office in the Mail Room is the designated emergency operation center. The building was constructed in the 1960's containing asbestos and lead paint. The long-span corrugated metal roof and jalousie windows could not survive any hurricane force wind storm. The space is not equipped to provide critical emergency operation functions during a real life emergency. The campus is also in lack of emergency communication and notification system. The project will also consolidate Auxiliary Services currently located in 5 different locations in buildings emergency. The campus is also in lack of emergency communication and notification system. The project will also consolidate Auxiliary Services currently located in 5 different locations in buildings that were all abandoned by previous programs.</p> <p>This Emergency Response and Campus Operation Center will provide a reliable space to operate after a disaster, and the integrated emergency communication system can assist the University to handle a variety of emergency situations, together with the consolidated campus operation it will benefit all students, faculty and staff.</p>
Plans	1	C	-																						
Design	899	C	-																						
Construction		-	-																						
Equipment		-	-																						
	<p>Financial Requirements</p> <p>Senatorial District: 1 Representative District: 2</p>		900	0																					

**UNIVERSITY OF HAWAI‘I
CAPITAL IMPROVEMENTS PROGRAM
FISCAL BIENNIUM 2011-2013**

(IN THOUSANDS)

Priority	Project Title/Description	Program ID	Fiscal Biennium 2011-2013		Justification
			2011-2012	2012-2013	
7F	<p>Manono and West Hawai‘i Campuses – New Facilities Hawai‘i Community College</p> <p>Plans for the development of new facilities and renovation of existing facilities for Hawai‘i Community College facilities at the Manono Campus and West Hawai‘i Education Center. Project to include ground and site improvements, infrastructure, equipment and appurtenances, and all related project costs.</p> <p>Plans Design Construction Equipment</p>	UOH 800	1 C	–	<p>The project will develop new facilities for Hawai‘i Community College Manono and West Hawai‘i campuses.</p> <p>Current facilities at Hawai‘i Community College’s Manono Campus are sorely inadequate and new space for instruction, academic support and student activities are desperately needed. Many of the facilities on the Manono Campus were built in the 1950’s and are inadequately configured for present day needs. Space and infrastructure limitations have eliminated the prospect of developing the Manono property to meet College needs.</p> <p>Over the past twenty years there has been strong public sentiment in support of increased postsecondary education opportunities in West Hawai‘i. Current West Hawai‘i programs are temporarily housed in leased facilities that are distant from the West Hawai‘i population center of North Kona and South Kohala. The leased facilities are located in a former shopping complex that is not suitable for higher education and technical training programs.</p>
	<p>Financial Requirements</p> <p>Senatorial District: 1 and 2 Representative District: 2 and 3</p>		1	0	

**UNIVERSITY OF HAWAII‘I
CAPITAL IMPROVEMENTS PROGRAM
FISCAL BIENNIUM 2011-2013**

(IN THOUSANDS)

Priority	Project Title/Description	Program ID	Fiscal Biennium 2011-2013		Justification
			2011-2012	2012-2013	
7G	<p>New Facility Honolulu Community College</p> <p>Plans for the development of a new facility for Honolulu Community College. Project to include ground and site improvements, infrastructure, equipment and appurtenances, and all related project costs.</p> <p>Plans Design Construction Equipment</p>	UOH 800	1 C – – –	– – – –	<p>The project will relocate the Auto Body Painting and Repair facilities from the Main Campus to the Kōkea Campus.</p> <p>Moving the Auto Body Building in the near-term will provide for a greater opportunity for the City, together with Honolulu Community College and the larger community (through the City’s upcoming Transit-Oriented-Design outreach) to site and design a transit station that is well-integrated (with respect to physical design and pedestrian circulation linkages) with the adjacent and near term Campus improvements. This western edge of the campus is slated for major redevelopment in Phase 1 of Honolulu Community College's LRDP, including the new ATTC building, Kōkea Street Campus Gateway, and improvements to the campus mall. The latter includes transforming of a portion of Lot 2 into a campus park. In addition, consolidating all automotive services at the Kōkea Street Campus is one of the goals of near-term campus redevelopment.</p>
	<p>Financial Requirements</p> <p>Senatorial District: 12 Representative District: 18</p>		1	0	

**UNIVERSITY OF HAWAII
CAPITAL IMPROVEMENTS PROGRAM
FISCAL BIENNIUM 2011-2013**

(IN THOUSANDS)

Priority	Project Title/Description	Program ID	Fiscal Biennium 2011-2013		Justification
			2011-2012	2012-2013	
7H	<p>Parking Facility Kapi'olani Community College</p> <p>Plans for a new parking structure for Kapi'olani Community College. Project to include ground and site improvements, development of new facility, and all project related costs.</p> <p>Plans Design Construction Equipment</p>	UOH 800	1 C – – –	– – – –	<p>The project will provide additional parking to address shortages on campus. There is an escalating need due to rapidly increasing enrollment.</p> <p>The campus currently has approximately 1,220 parking spaces in five major lots and alongside interior service roads. Currently, campus parking lots are full by the early morning, causing students and faculty to sit in their cars and wait for spaces to open or find parking in neighboring streets. In 1995, one area was converted into a temporary gravel parking lot, which added an additional 45 student parking spaces. However, this did little to alleviate parking shortages as over 9,300 students vie for 930 student spaces, and 500 faculty and staff are challenged to occupy about 245 spaces. The remaining spaces on campus are handicap, loading zone, and official visitor parking spaces. Numerous complaints are received each semester from neighborhood residents as well as the Honolulu Police Department due to illegally parked cars that flood residential streets.</p> <p>Specific campus initiatives are also impacted by the lack of parking. For example, culinary patrons are frequently frustrated with the lack of parking at the lunch hour and are late or cancel their reservations due to parking problems. The lack of parking is a major liability to programs that rely on customers for instructional training.</p>
	<p>Financial Requirements</p> <p>Senatorial District: 9 Representative District: 19</p>		1	0	

**UNIVERSITY OF HAWAI‘I
CAPITAL IMPROVEMENTS PROGRAM
FISCAL BIENNIUM 2011-2013**

(IN THOUSANDS)

Priority	Project Title/Description	Program ID	Fiscal Biennium 2011-2013		Justification
			2011-2012	2012-2013	
7I	<p>Culinary Institute of the Pacific - Diamond Head Kapi‘olani Community College</p> <p>Plans for the development of the Culinary Institute of the Pacific. Project to include ground and site improvements, development of new facility, equipment and appurtenances, and all project related costs.</p> <p>Plans Design Construction Equipment</p> <hr/> <p>Financial Requirements</p> <p>Senatorial District: 9 Representative District: 19</p>	UOH 800	<p>1 C</p> <p>–</p> <p>–</p> <p>–</p>	<p>–</p> <p>–</p> <p>–</p> <p>–</p> <p>0</p>	<p>The project will provide funding needed to develop a culinary arts facility on the former Cannon Club site that sits adjacent to Diamond Head Crater.</p> <p>The University of Hawai‘i, through Kapi‘olani Community College, will develop new certificate and degree programs in culinary arts to serve State needs for advanced culinary instruction and training. Currently, the Community Colleges offer two-year Associate of Science degrees and non-credit culinary arts programs. The new programs will serve the needs of students completing the two year degree, industry professionals requiring advanced culinary education, and students from outside Hawai‘i seeking training in Hawai‘i Regional Cuisine.</p> <p>The Cannon Club site is essential to the expansion of the advanced degree culinary arts program, as Kapi‘olani Community College does not have the land assets and facilities to operate a program of this magnitude. The Cannon Club site will be used to construct new educational facilities including a restaurant facility to provide for all instructional and training requirements of the program. The restaurant facility will showcase the culinary arts program in connection with the University's educational mission and provide direct benefits to the State economy by meeting current workforce training needs.</p>

**UNIVERSITY OF HAWAI‘I
CAPITAL IMPROVEMENTS PROGRAM
FISCAL BIENNIUM 2011-2013**

(IN THOUSANDS)

Priority	Project Title/Description	Program ID	Fiscal Biennium 2011-2013		Justification
			2011-2012	2012-2013	
7J	Major CIP Planning University of Hawai‘i System	UOH 900			<p>This project provides for major CIP planning documents for University of Hawai‘i that include long range development plans (LRDP), project development reports, infrastructure studies, and other University facility planning requirements.</p> <p><u>Long Range Development Plans</u> LRDPs are required for all University campuses as they provide the foundation for a comprehensive and cohesive campus design utilizing facilities to meet the educational goals and needs of the University. The University will update campus LRDPs to ensure the long range physical development plan conforms with academic strategic plans.</p> <p><u>Infrastructure Studies</u> Infrastructure studies are required to assess the capacity and appropriate campus infrastructure as it relates to each campus LRDP.</p> <p><u>Project Development Reports</u> Advanced planning for new facilities and renovations of existing buildings have proven to be an integral part of the capital improvements program process. This request provides for the preparation of definitive program statements, cost estimates, and logistical timetables for project implementation.</p> <p><u>Other Facility Planning Studies</u> The University requires other facility planning studies to identify and correct existing campus issues and the development of strategies to address the University's maintenance backlog.</p>
	<p>Plans for long range development plan updates, project development reports, infrastructure studies, and other University facility planning requirements.</p> <p>Plans Design Construction Equipment</p>		1,000 C – – –	– – – –	
	Financial Requirements		1,000	0	
	Senatorial District: Statewide Representative District: Statewide				

**UNIVERSITY OF HAWAI‘I
CAPITAL IMPROVEMENTS PROGRAM
FISCAL BIENNIUM 2011-2013**

(IN THOUSANDS)

Priority	Project Title/Description	Program ID	Fiscal Biennium 2011-2013		Justification
			2011-2012	2012-2013	
7K	University of Hawai‘i Project Adjustment Fund University of Hawai‘i System	UOH 900			The University of Hawai‘i is implementing major capital improvements program (CIP) projects that are in various stages of development. As projects are completed, the University may have unrequired balances that could otherwise be used by other University projects. Authorization of this project adjustment fund will ensure that appropriations to University of Hawai‘i projects are maximized for University of Hawai‘i facilities. Currently, the Governor's Project Adjustment Fund is governed by the Governor and the State Department of Budget and Finance. Executive Memorandum 97-07 states that the use of the Governor's Project Adjustment Fund is governed by Executive Memorandum 97-07, which states: "concurrent requests for transfer of funds from a completed project into the Governor's project adjust fund and release of funds for an ongoing project will not be considered; i.e., the fund will not be used for 'pass-through' purposes." Having a separate project adjustment fund will enable the University to control surplus or unrequired general obligation bond funds for University of Hawai‘i projects.
	Plans, design, construction, and equipment for a project adjustment fund for the University of Hawai‘i.				
	Plans		1 C	1 C	
	Design		1 C	1 C	
	Construction		1 C	1 C	
Equipment	1 C	1 C			
	Financial Requirements		4	4	
	Senatorial District: Statewide Representative District: Statewide				

Changes to Organizational Charts

A. Changes from FY10 to FY11

Reassignment of the Office of External Affairs and University Relations from the Office of the Vice President for Administration to the Office of the Vice President for Student Affairs.

Re-titling of the Office of the Vice President for Student Affairs to the Office of the Vice President for Student Affairs and University/Community Relations.

B. Changes from FY11 to FY12

Reassignment of the Office of Human Resources from the Office of the Vice President for Administration to the Office of the Vice President for Academic Planning and Policy.

Re-titling of the Office of the Vice President for Academic Planning and Policy to the Office of the Executive Vice President for Academic Affairs/Provost.

Reassignment of the Office of Capital Improvements from the Office of the Vice President for Administration to the Office of the Vice President for Budget and Finance.

Abolishment of the Office of the Vice President for Administration and the reservation in the Office of the President of executive position no. 89446, Vice President for Administration and position no. 900120, Private Secretary II for future use.

Reassignment of position no. 99971F from the Office of the President to the Office of the Vice President for Information Technology.

University of Hawai'i Organizational Charts

University of Hawai'i System

Systemwide Administration

Board of Regents

President

Director – State Board for Career and Technical Education

Executive Vice President for Academic Affairs/Provost

Vice President for Budget and Finance/Chief Financial Officer

Vice President for Information Technology/Chief Information Officer

Vice President for Legal Affairs & University General Counsel

Vice President for Research

Vice President for Student Affairs and University/Community Relations

University of Hawai'i at Mānoa

Chancellor

Vice Chancellor for Academic Affairs

Vice Chancellor for Administration, Finance and Operations

Vice Chancellor for Research and Graduate Education

Vice Chancellor for Students

University of Hawai'i at Hilo

University of Hawai'i at West O'ahu

Community Colleges

Vice President for Community Colleges

Hawai'i Community College

Honolulu Community College


Kapi'olani Community College

Kaua'i Community College

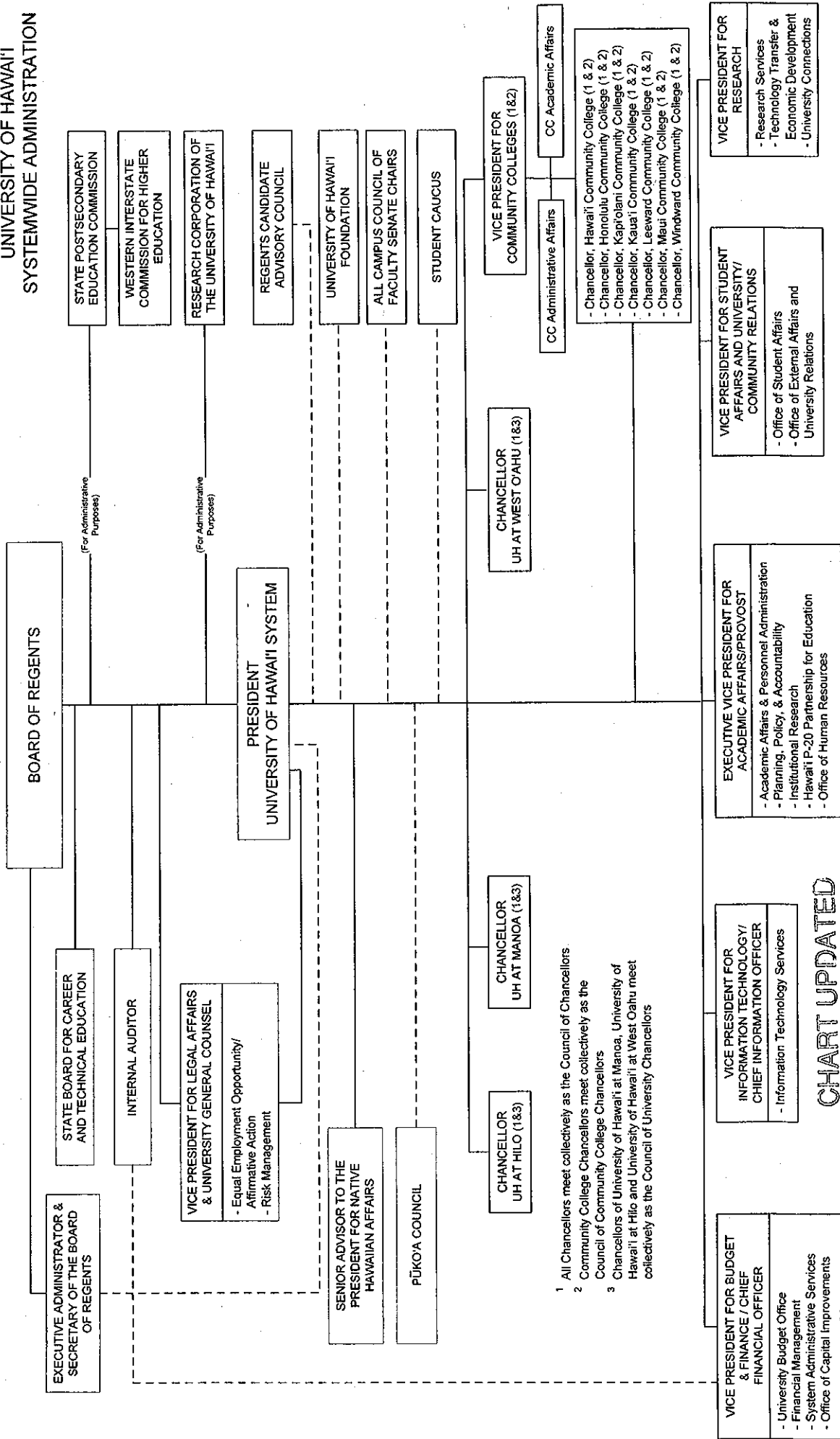
Leeward Community College

University of Hawai'i Maui College

Windward Community College



STATE OF HAWAII
UNIVERSITY OF HAWAII
SYSTEMWIDE ADMINISTRATION



- 1 All Chancellors meet collectively as the Council of Chancellors
- 2 Community College Chancellors meet collectively as the Council of Community College Chancellors
- 3 Chancellors of University of Hawaii at Manoa, University of Hawaii at Hilo and University of Hawaii at West Oahu meet collectively as the Council of University Chancellors

CHART UPDATED
NOV 18 2010

IS AT THE

STATE OF HAWAII
UNIVERSITY OF HAWAII
SYSTEMWIDE ADMINISTRATION

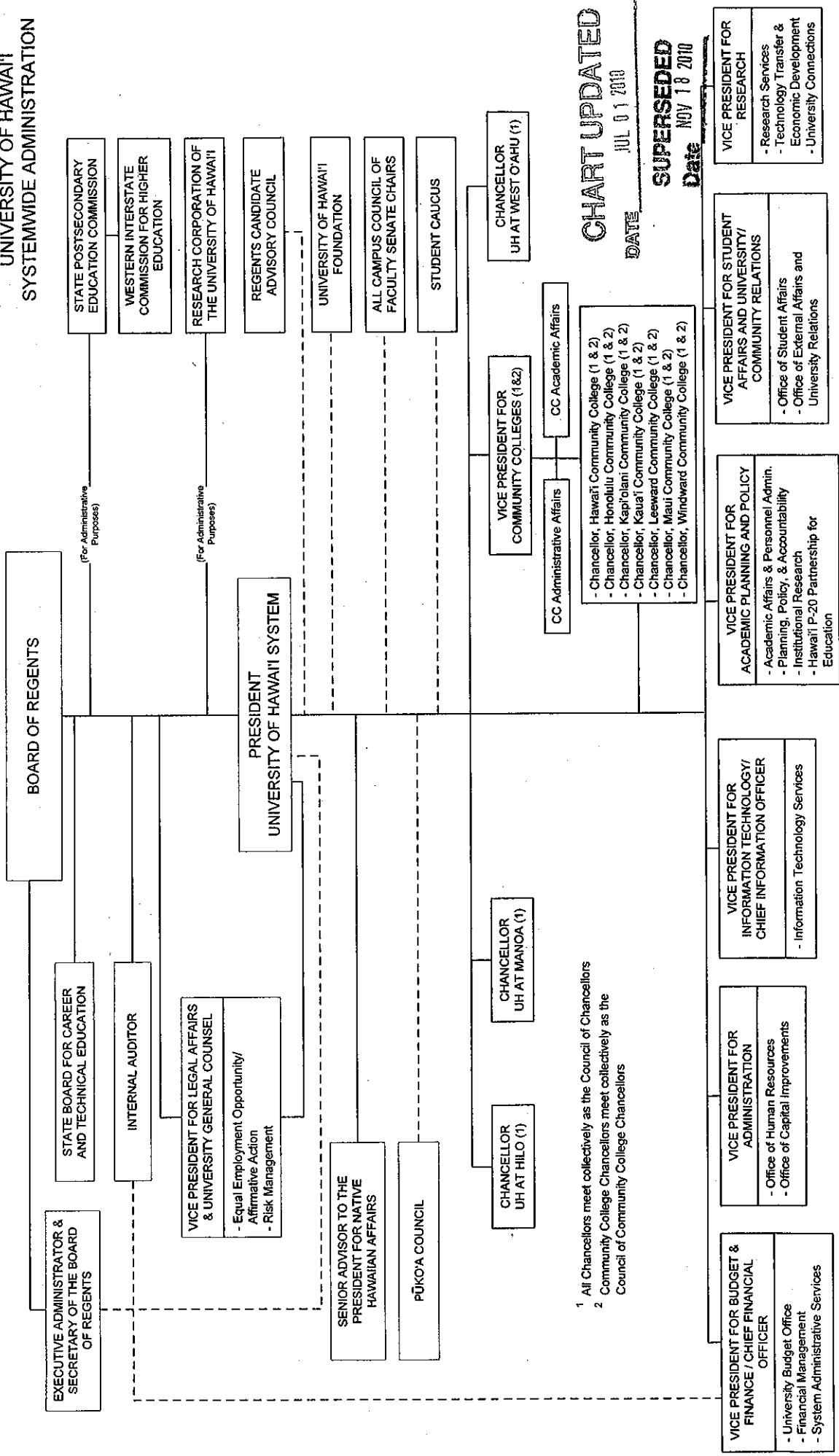



CHART UPDATED
JUL 01 2010
DATE
SUPERSEDED
Date NOV 18 2010

¹ All Chancellors meet collectively as the Council of Chancellors
² Community College Chancellors meet collectively as the Council of Community College Chancellors

STATE OF HAWAII
 UNIVERSITY OF HAWAII
 SYSTEMWIDE ADMINISTRATION
 BOARD OF REGENTS

POSITION ORGANIZATION CHART




EXECUTIVE ADMINISTRATOR AND SECRETARY OF THE BOARD OF REGENTS	
Exec Admin & Sec. of the BOR	89095
Exec Assistant to the BOR	89086
Private Secretary II	SR-22 100003
Secretary IV	SR-18 10867
Public Information Officer	PBB 78772

Perm
 General Funds 5.00

CHART UPDATED
 JUL 01 2010
 DATE

STATE OF HAWAII
 UNIVERSITY OF HAWAII
 SYSTEMWIDE ADMINISTRATION
 BOARD OF REGENTS
 OFFICE OF INTERNAL AUDIT

POSITION ORGANIZATION CHART



VICE PRESIDENT FOR BUDGET AND FINANCE/
 CHIEF FINANCIAL OFFICER

Perm
 General Funds 7.00
CHART UPDATED
 DATE JUL 01 2010

STATE OF HAWAII
 UNIVERSITY OF HAWAII
 SYSTEMWIDE ADMINISTRATION
 OFFICE OF THE PRESIDENT

POSITION ORGANIZATION CHART

BOARD OF REGENTS	
OFFICE OF THE PRESIDENT	
President	89058
Asst to Senior Executive	89362 ¹
Secretary III	14208 ¹
Private Secretary III	900069
	SR-16
	SR-24

Perm 6.00
 General Fund

CHART UPDATED
 NOV 18 2010
 DATE

¹ To be redescribed
 Positions being held in reserve for future use: Position No. 89446, Vice President for Administration, and Position No. 900120, Private Secretary II, SR 22
 2011update presidents office.vsd

STATE OF HAWAII¹
 UNIVERSITY OF HAWAII¹
 SYSTEMWIDE ADMINISTRATION
 OFFICE OF THE PRESIDENT

POSITION ORGANIZATION CHART

BOARD OF REGENTS	
OFFICE OF THE PRESIDENT	
President	89058
Asst to Senior Executive	89362 ¹
Secretary III	14208 ¹
Private Secretary III	900069
	SR-16
	SR-24

¹ To be redescribed
 Position appropriated but not established: 99971F
 2010update presidents office.vsd

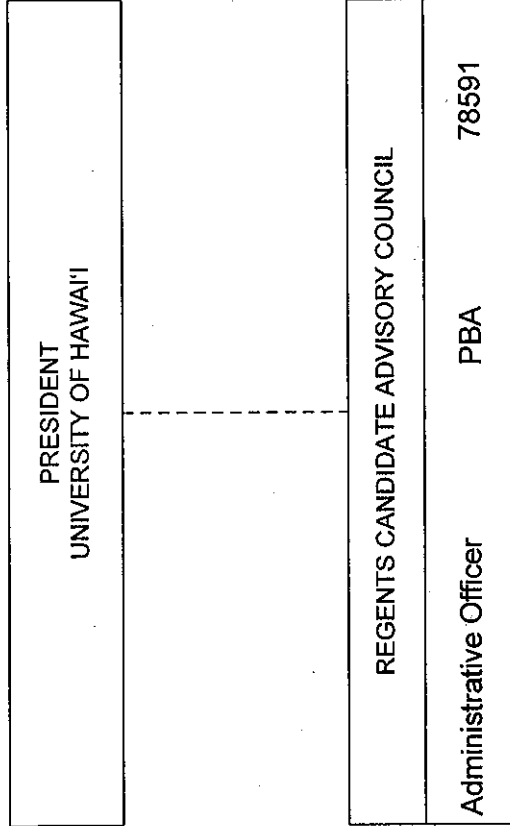
General Fund Perm
 5.00

SUPERSEDED
 Date NOV 18 2010

CHART UPDATED
 JUL 01 2010
 DATE

STATE OF HAWAII
 UNIVERSITY OF HAWAII
 SYSTEMWIDE ADMINISTRATION
 REGENTS CANDIDATE ADVISORY COUNCIL

POSITION ORGANIZATION CHART



Perm
 General Fund 1.00

CHART UPDATED

DATE JUL 01 2010

STATE OF Hawai'i
 UNIVERSITY OF Hawai'i
 OFFICE OF THE STATE DIRECTOR FOR
 CAREER AND TECHNICAL EDUCATION

POSITION ORGANIZATION CHART
 CHART I

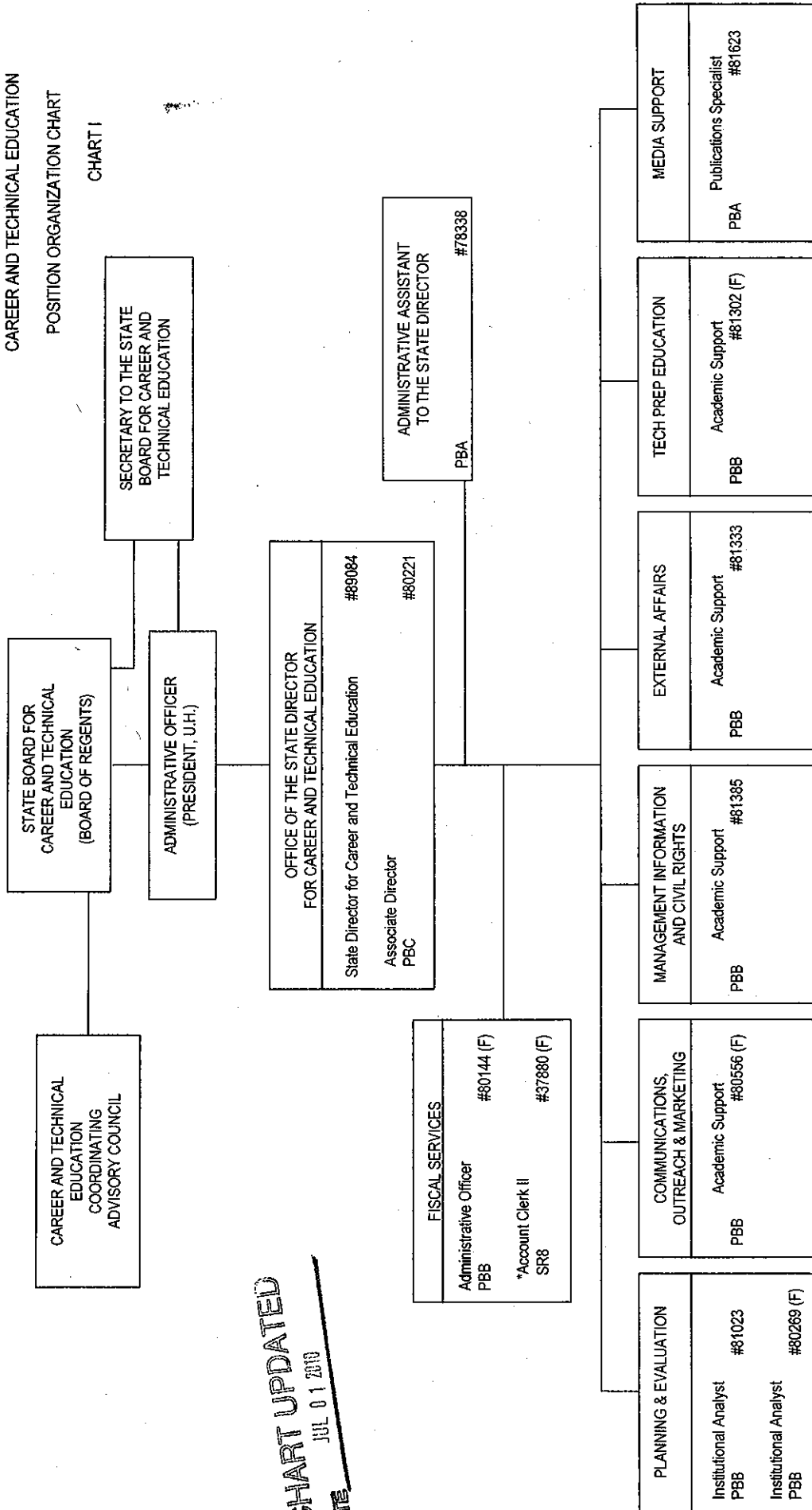
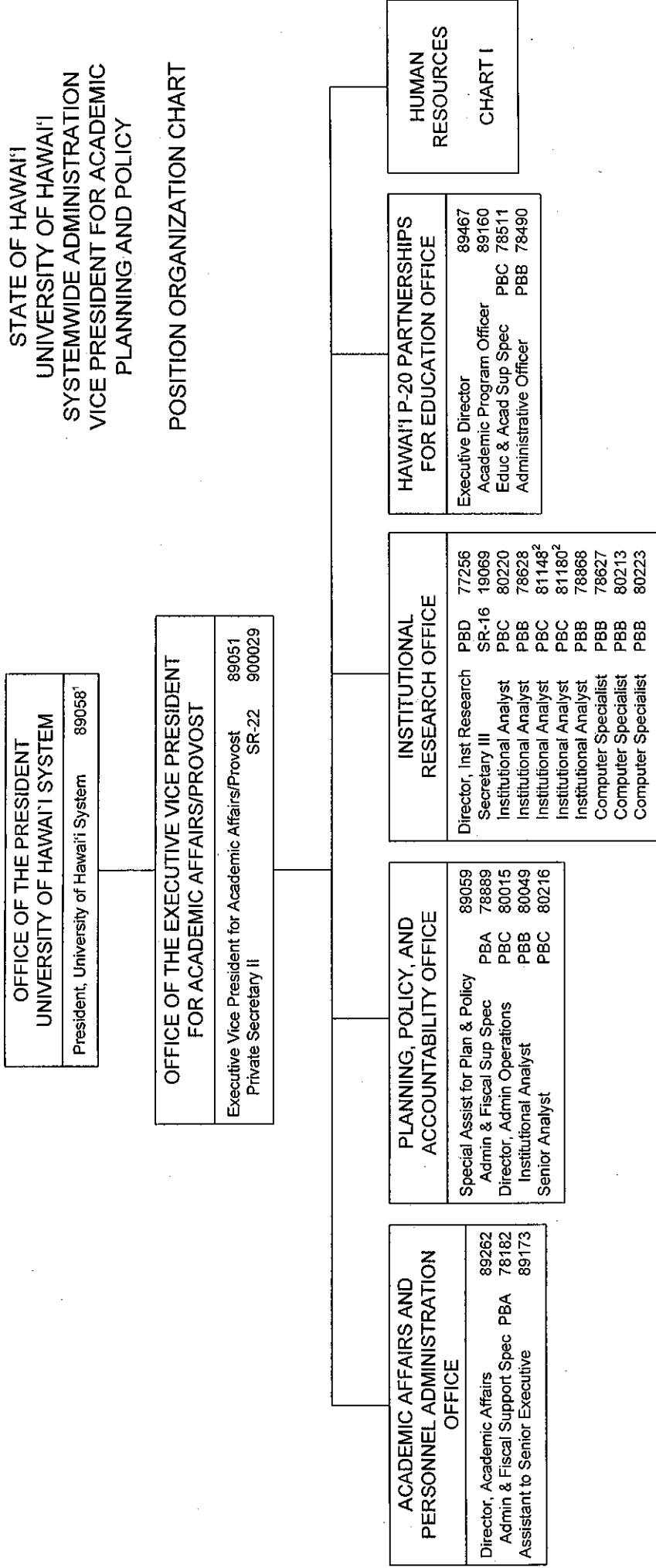


CHART UPDATED
 JUL 01 2010
 DATE

G = 7.0
 N = 6.0
 * = Temporary Positions

STATE OF HAWAII
UNIVERSITY OF HAWAII
SYSTEMWIDE ADMINISTRATION
VICE PRESIDENT FOR ACADEMIC
PLANNING AND POLICY

POSITION ORGANIZATION CHART



¹ Excluded from position count
² Part of UOH 902 appropriation reflected organizationally on this chart
Positions appropriated but not established (MOF B): 99969F, 99970F

CHART UPDATED
DATE NOV 18 2010

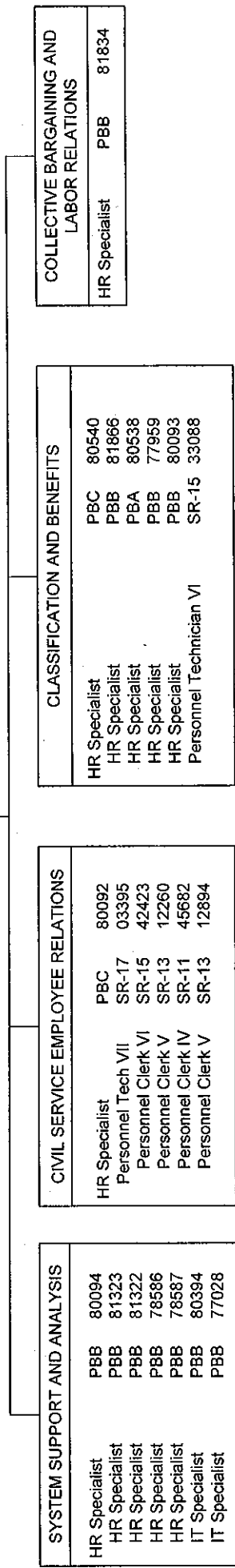
Perm
22.00
2.00
2.00
General Funds (UOH903)
General Funds (UOH 902)
Special Funds (B) (UOH 903)

STATE OF HAWAII
 UNIVERSITY OF HAWAII
 SYSTEMWIDE ADMINISTRATION
 EXECUTIVE VICE PRESIDENT FOR ACADEMIC
 AFFAIRS/PROVOST
 OFFICE OF HUMAN RESOURCES

POSITION ORGANIZATION CHART
 CHART I

OFFICE OF THE EXECUTIVE VICE PRESIDENT FOR ACADEMIC AFFAIRS/ PROVOST	
Executive Vice President for Academic Affairs/Provost	89051 ¹

OFFICE OF HUMAN RESOURCES	
System Director of Human Resources	89425
Associate Director of Human Resources	89310
Secretary III	SR-16 15286



SYSTEM SUPPORT AND ANALYSIS	
HR Specialist	PBB 80094
HR Specialist	PBB 81323
HR Specialist	PBB 81322
HR Specialist	PBB 78586
HR Specialist	PBB 78587
IT Specialist	PBB 80394
IT Specialist	PBB 77028

CIVIL SERVICE EMPLOYEE RELATIONS	
HR Specialist	PBC 80092
Personnel Tech VII	SR-17 03395
Personnel Clerk VI	SR-15 42423
Personnel Clerk V	SR-13 12260
Personnel Clerk IV	SR-11 45682
Personnel Clerk V	SR-13 12894

CLASSIFICATION AND BENEFITS	
HR Specialist	PBC 80540
HR Specialist	PBB 81866
HR Specialist	PBA 80538
HR Specialist	PBB 77959
HR Specialist	PBB 80093
Personnel Technician VI	SR-15 33088

COLLECTIVE BARGAINING AND LABOR RELATIONS	
HR Specialist	PBB 81834

¹ Excluded from position count

CHART UPDATED
 DATE NOV 18 2010

STATE OF HAWAII
UNIVERSITY OF HAWAII
SYSTEMWIDE ADMINISTRATION
VICE PRESIDENT FOR ACADEMIC
PLANNING AND POLICY

POSITION ORGANIZATION CHART

OFFICE OF THE PRESIDENT UNIVERSITY OF HAWAII SYSTEM
President, University of Hawaii System 89058 ¹

OFFICE OF THE VICE PRESIDENT FOR ACADEMIC PLANNING AND POLICY
Vice President for Academic Planning & Policy 89051 Private Secretary II SR-22 900029

ACADEMIC AFFAIRS AND PERSONNEL ADMINISTRATION OFFICE
Director, Academic Affairs 89262 Admin & Fiscal Support Specialist PBA 78182 Assistant to Senior Executive 89173

PLANNING, POLICY, AND ACCOUNTABILITY OFFICE
Special Assist for Plan & Policy 89059 Admin & Fiscal Sup Specialist PBA 78889 Director, Admin Operations PBC 80015 Institutional Analyst PBB 80049 Senior Analyst PBC 80216

INSTITUTIONAL RESEARCH OFFICE
Director, Inst Research PBD 77256 Secretary III SR-16 19069 Institutional Analyst PBC 80220 Institutional Analyst PBB 78628 Institutional Analyst PBC 81148 ² Institutional Analyst PBC 81180 ² Institutional Analyst PBB 78868 Computer Specialist PBB 78627 Computer Specialist PBB 80213 Computer Specialist PBB 80223

HAWAII P-20 PARTNERSHIPS FOR EDUCATION OFFICE
Executive Director 89467 Academic Program Officer 89160 Education & Academic Support Specialist PBC 78511 Administrative Officer PBB 78490

¹ Excluded from position count
² Part of UOH 902 appropriation reflected organizationally on this chart
Positions appropriated but not established (MOF B): 99969F, 99970F

SUPERSEDED **CHART UPDATED**
Date NOV 18 2010 DATE JUL 01 2010

Perm
General Funds (UOH903) 22.00
General Funds (UOH 902) 2.00
Special Funds (B) (UOH 903) 2.00

OFFICE OF THE PRESIDENT UNIVERSITY OF HAWAII SYSTEM	
President; University of Hawaii System	89058 ¹

OFFICE OF THE VICE PRESIDENT FOR ADMINISTRATION		
Vice President for Administration	SR-22	89446
Private Secretary II		900120

HUMAN
RESOURCES
(See Chart II)

CAPITAL
IMPROVEMENTS
(See Chart III)

STATE OF HAWAII
UNIVERSITY OF HAWAII
SYSTEMWIDE ADMINISTRATION
VICE PRESIDENT FOR ADMINISTRATION

POSITION ORGANIZATION CHART

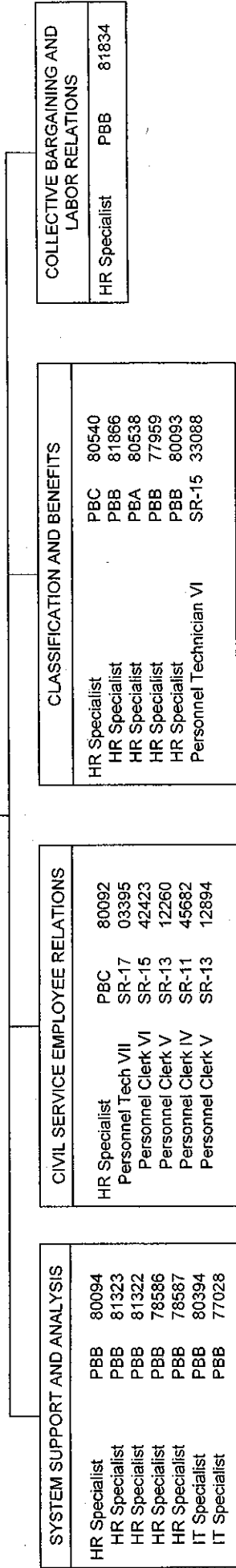
CHART I

STATE OF HAWAII
 UNIVERSITY OF HAWAII
 SYSTEMWIDE ADMINISTRATION
 VICE PRESIDENT FOR ADMINISTRATION
 OFFICE OF HUMAN RESOURCES

POSITION ORGANIZATION CHART
 CHART II

OFFICE OF THE VICE PRESIDENT FOR ADMINISTRATION	
Vice President for Administration	89446 ¹

OFFICE OF HUMAN RESOURCES	
System Director of Human Resources	89425
Associate Director of Human Resources	89310
Secretary III	SR-16 15286



¹ Excluded from position count

SUPERSEDED
 Date NOV 18 2010

CHART UPDATED
 DATE JUL 01 2010

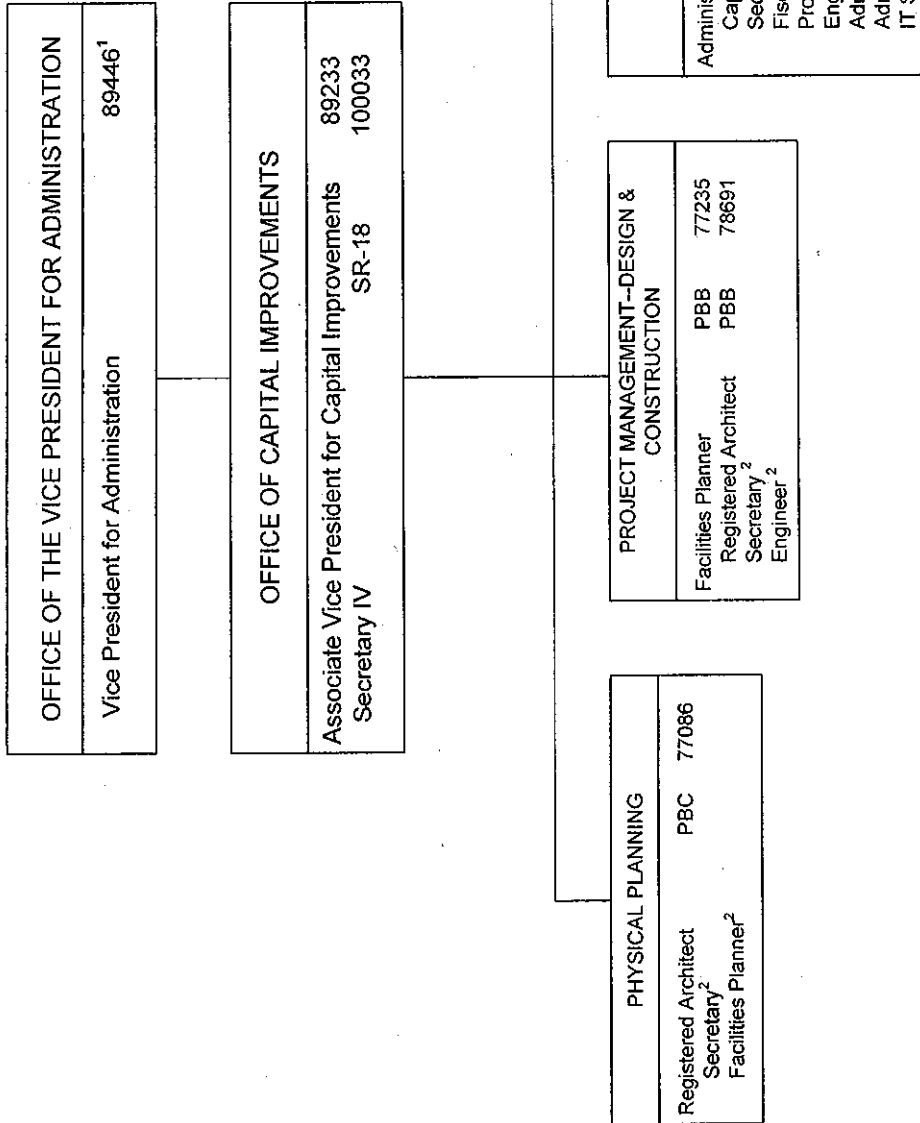
General Funds

Perm
23.00

STATE OF HAWAII
 UNIVERSITY OF HAWAII
 SYSTEMWIDE ADMINISTRATION
 VICE PRESIDENT FOR ADMINISTRATION
 OFFICE OF CAPITAL IMPROVEMENTS

POSITION ORGANIZATION CHART

CHART III



¹ Excluded from position count

² To be created via reassigned position within the University and/or to be requested

General Fund 7.00
 General Fund 11.00 (to be reassigned/requested)

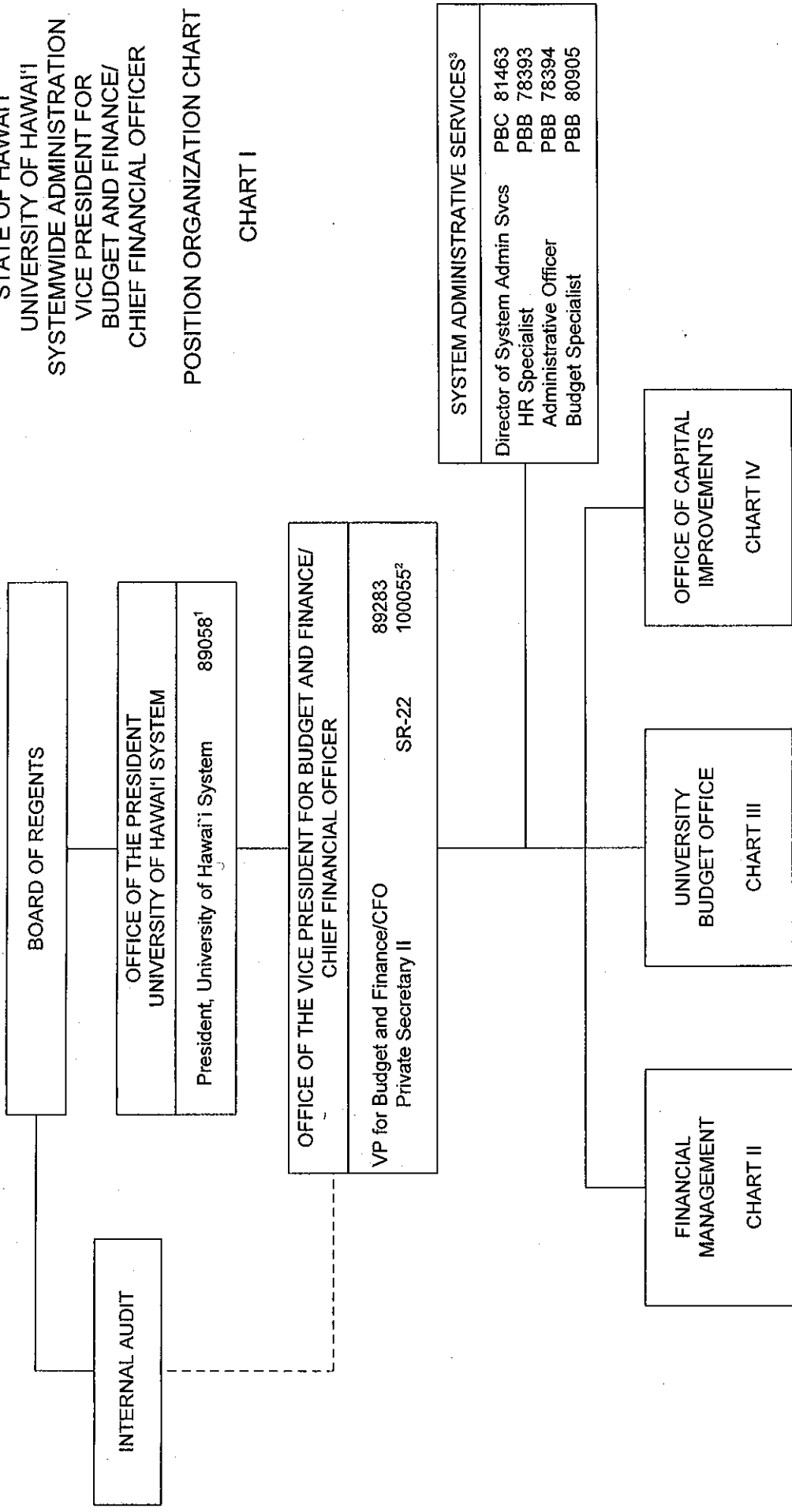
Perm

SUPERSEDED
 Date NOV 18 2010

CHART UPDATED
 DATE JUL 01 2010

STATE OF HAWAII
 UNIVERSITY OF HAWAII
 SYSTEMWIDE ADMINISTRATION
 VICE PRESIDENT FOR
 BUDGET AND FINANCE/
 CHIEF FINANCIAL OFFICER

POSITION ORGANIZATION CHART
 CHART I



¹ Excluded from position count

² To be re-described

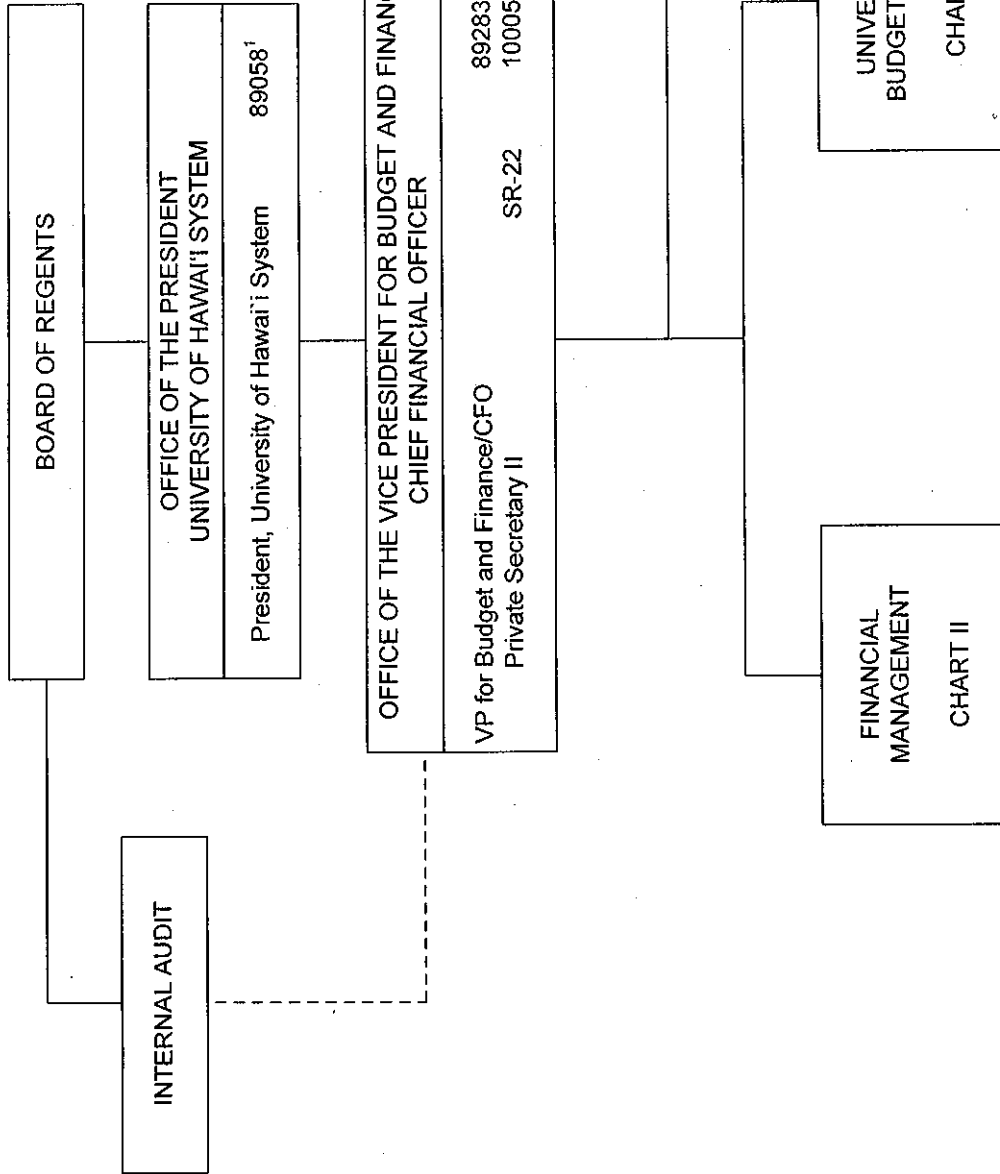
³ Position 78673 in System Administrative Services abolished; pending reestablishment

CHART UPDATED

DATE NOV 18 2010

STATE OF HAWAII
 UNIVERSITY OF HAWAII
 SYSTEMWIDE ADMINISTRATION
 VICE PRESIDENT FOR
 BUDGET AND FINANCE/
 CHIEF FINANCIAL OFFICER

POSITION ORGANIZATION CHART
 CHART I



¹ Excluded from position count

² To be re-described

³ Position 78673 in System Administrative Services abolished; pending reestablishment

CHART UPDATED
 JUL 01 2010

DATE

SUPERSEDED

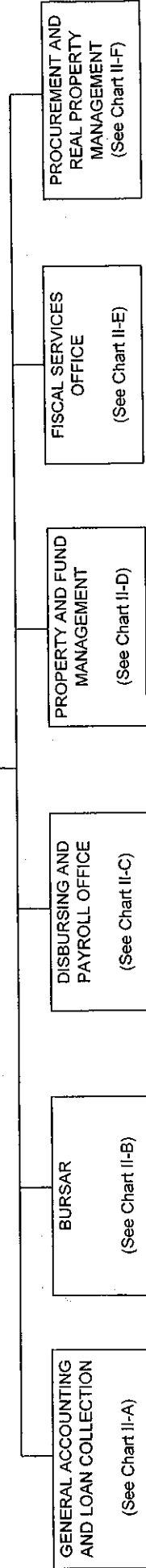
Date NOV 18 2010

STATE OF HAWAII
 UNIVERSITY OF HAWAII
 SYSTEMWIDE ADMINISTRATION
 VICE PRESIDENT FOR
 BUDGET AND FINANCE/
 CHIEF FINANCIAL OFFICER
 FINANCIAL MANAGEMENT

POSITION ORGANIZATION CHART
 CHART II

OFFICE OF THE VICE PRESIDENT FOR BUDGET AND FINANCE/ CHIEF FINANCIAL OFFICER	
VP for Budget and Finance and Chief Financial Officer	89283*

FINANCIAL MANAGEMENT		
Director of Financial Management and Controller	89212	
Secretary	15349	
Administrative Officer	PBB	80173



Perm
 General Funds 3.00

CHART UPDATED
 JUL 11 2010

DATE

* Excluded from position count, this page

STATE OF HAWAII
 UNIVERSITY OF HAWAII
 SYSTEMWIDE ADMINISTRATION
 VICE PRESIDENT FOR BUDGET AND FINANCE/
 CHIEF FINANCIAL OFFICER
 UNIVERSITY BUDGET OFFICE

POSITION ORGANIZATION CHART

CHART III

VICE PRESIDENT FOR BUDGET AND FINANCE AND CHIEF FINANCIAL OFFICER	89283 ¹
VP for Budget & Finance/CFO	89283 ¹

UNIVERSITY BUDGET OFFICE	
Director of University Budget Secretary III	SR-16 89196 41923

BUDGET COORDINATION AND ORGANIZATIONAL MANAGEMENT	
Program and Budget Manager	81509
Budget Specialist	81153
Budget Specialist	80156

INTERNAL REPORTING AND ANALYSIS	
Budget Specialist	PBB 80157
Budget Specialist	PBB 77247
Budget Specialist	PBB 78515
Budget Specialist	PBB 78516

¹ Excluded from position count

STATE OF HAWAII
 UNIVERSITY OF HAWAII¹
 SYSTEMWIDE ADMINISTRATION
 VICE PRESIDENT FOR BUDGET AND
 FINANCE/CHIEF FINANCIAL OFFICER
 OFFICE OF CAPITAL IMPROVEMENTS

POSITION ORGANIZATION CHART
 CHART IV

OFFICE OF THE VICE PRESIDENT FOR BUDGET & FINANCE/ CHIEF FINANCIAL OFFICER	
Vice President for Budget and Finance/CFO	89283 ¹

OFFICE OF CAPITAL IMPROVEMENTS	
Associate Vice President for Capital Improvements Secretary IV	89233 SR-18 100033

PHYSICAL PLANNING	
Registered Architect Secretary ² Facilities Planner ²	PBC 77086

PROJECT MANAGEMENT--DESIGN & CONSTRUCTION	
Facilities Planner Registered Architect Secretary ² Engineer ²	PBB 77235 PBB 78691

ADMINISTRATION & SUPPORT SERVICES	
Administrative Officer Capital Improvement Prg Off Secretary ² Fiscal Accounting Sp ² Proc & Prop Mgt Sp ² Engineer ² Administrative Off ² Administrative Off ² IT Specialist ²	PBC 81056 PBB 80153

¹ Excluded from position count

² To be created via reassigned position within the University and/or to be requested

General Fund
 General Fund

Perm
 7.00
 11.00 (to be reassigned/requested)

**STATE OF HAWAII
UNIVERSITY OF HAWAII
SYSTEMWIDE ADMINISTRATION
VICE PRESIDENT FOR INFORMATION
TECHNOLOGY/CHIEF INFORMATION OFFICER**

PRESIDENT
UNIVERSITY OF HAWAII SYSTEM

POSITION ORGANIZATION CHART
CHART III

Office of the Vice President for Information Technology/
Chief Information Officer
VP for Information Technology and Chief Information Officer 89268
Appropriated Pseudo Psn No 99971F

Administrative Services			
Administrative Officer	PBC	80500	
Administrative Officer	PBB	79178	
Administrative Officer	PBB	80180	
Administrative Officer	PBB	81549	
Administrative Officer	PBB	81702	
Personnel Officer	PBB	81753	
Admin & Fiscal Supp Sp	PBA	81604	
Office Assistant IV	SR10	15463	

Private Secretary II	SR22	900437	
IT Specialist	PBD	79920	
IT Specialist	PBB	79048	
IT Specialist	PBC	80057	
IT Specialist	PBB	81929	
Institutional Analyst	PBC	77249	

Academic Technologies			
IT Specialist	PBD	81042	
Secretary II	SR14	18023	
IT Specialist	PBC	80043	
IT Specialist	PBC	80082	
IT Specialist	PBC	81870	
IT Specialist	PBB	80871	
Instruc & Stud Supp	PBC	78389	
Media Specialist	PBB	81105	
(See NOTE 1)			
Electronics Tech	PBB	80635	
Electronics Tech	PBA	81686	
Instruc & Stud Sur	PBB	78390	
Instruc & Stud Sur	PBB	78392	
Instruc & Stud Sur	PBB	80165	
IT Specialist	PBC	81642	
IT Specialist	PBB	78629	
IT Specialist	PBB	80033	
IT Specialist	PBB	80050	
IT Specialist	PBB	80055	
IT Specialist	PBB	80058	
IT Specialist	PBB	80061	
IT Specialist	PBB	80909	
IT Specialist	PBB	81202	
IT Specialist	PBB	81647	
IT Specialist	PBB	81724	
IT Specialist	PBB	81727	
IT Specialist	PBB	81728	
IT Specialist	PBB	81855(B)	
IT Specialist	PBB	81907	
IT Specialist	PBA	78630*	
IT Specialist	PBA	80046	
IT Specialist	PBA	80056	
IT Specialist	PBA	81593	
IT Specialist	PBA	81644*	
IT Specialist	PBA	81649(B)	
Media Specialist	PBB	81043*	
Media Specialist	PBA	77135	
Media Specialist	PBA	78197	
Media Specialist	PBA	80775	
Media Specialist	PBA	80783	
Media Specialist	PBA	80785	
Media Specialist	PBA	81358	
Media Specialist	PBA	81528	
Media Specialist	PBA	81583	
Public Info Ofcr	PBB	80274	

Management Information Systems			
IT Specialist	PBD	79907	
IT Specialist	PBC	80063	
IT Specialist	PBC	81384	
IT Specialist	PBC	81874	
IT Specialist	PBC	81892	
(See NOTE 1)			
IT Specialist	PBC	81069	
IT Specialist	PBB	77167	
IT Specialist	PBB	78451	
IT Specialist	PBB	78505	
IT Specialist	PBB	79914	
IT Specialist	PBB	79936	
IT Specialist	PBB	79943	
IT Specialist	PBB	79944	
IT Specialist	PBB	79947	
IT Specialist	PBB	79948	
IT Specialist	PBB	79957	
IT Specialist	PBB	79978	
IT Specialist	PBB	79981	
IT Specialist	PBB	80036	
IT Specialist	PBB	80042	
IT Specialist	PBB	80044	
IT Specialist	PBB	80047	
IT Specialist	PBB	80060	
IT Specialist	PBB	80214	
IT Specialist	PBB	80434	
IT Specialist	PBB	80464	
IT Specialist	PBB	80466	
IT Specialist	PBB	80483	
IT Specialist	PBB	80484	
IT Specialist	PBB	80522	
IT Specialist	PBB	80907	
IT Specialist	PBB	80979	
IT Specialist	PBB	81070	
IT Specialist	PBB	81839	
IT Specialist	PBB	81842	
IT Specialist	PBB	81852	
IT Specialist	PBB	81863	
IT Specialist	PBB	81905	
IT Specialist	PBB	81908	
IT Specialist	PBB	81999	
IT Specialist	PBA	80416	

Technology Infrastructure			
IT Specialist	PBD	80224	
IT Specialist	PBD	80919	
IT Specialist	PBD	81430	
IT Specialist	PBC	80070	
IT Specialist	PBC	80077	
Secretary II	SR14	12964	
Registered Engr	PBC	81328	
Aux & Fac Svcs Ofcr	PBB	80040	
(See NOTE 1)			
Aux & Fac Svcs Ofcr	PBB	80827	
Aux & Fac Svcs Ofcr	PBB	80917	
Telecomm Anly	PBA	78379	
Office Assistant IV	SR10	11960	
Comp Oper II	SR15	26463	
Comp Oper II	SR15	30982	
Electronics Engr	PBC	81737	
Electronics Engr	PBB	81355	
Electronics Tech	PBB	80823	
Electronics Tech	PBA	81394	
IT Specialist	PBD	81631	
IT Specialist	PBC	80084	
IT Specialist	PBC	80078	
IT Specialist	PBC	80083	
IT Specialist	PBC	81646	
IT Specialist	PBC	81883	
IT Specialist	PBB	78196	
IT Specialist	PBB	78442	
IT Specialist	PBB	78506	
IT Specialist	PBB	78805	
IT Specialist	PBB	79116	
IT Specialist	PBB	79117	
IT Specialist	PBB	79118	
IT Specialist	PBB	79174	
IT Specialist	PBB	79175	
IT Specialist	PBB	79176	
IT Specialist	PBB	79905*	
IT Specialist	PBB	79908	
IT Specialist	PBB	79945	
IT Specialist	PBB	79974	
IT Specialist	PBB	80016	
IT Specialist	PBB	80048	
IT Specialist	PBB	80054	
IT Specialist	PBB	80066	
IT Specialist	PBB	80071	
IT Specialist	PBB	80218	
IT Specialist	PBB	80545	
IT Specialist	PBB	80911	
IT Specialist	PBB	81169	
IT Specialist	PBB	81231	
IT Specialist	PBB	81446	
IT Specialist	PBB	81587	
IT Specialist	PBB	81598	
IT Specialist	PBA	78185	
IT Specialist	PBA	78375	
IT Specialist	PBA	78932	
IT Specialist	PBA	79942	
IT Specialist	PBA	79975	
IT Specialist	PBA	79993	
IT Specialist	PBA	79994	
IT Specialist	PBA	80101	
IT Specialist	PBA	81125	
IT Specialist	PBA	81825	
IT Specialist	PBA	81856(B)	
IT Specialist	PBA	81888	
IT Specialist	PBA	81980	
Key Eq Op I	SR08	15499(B)*	

* positions to be redescribed
** positions appropriated pending establishment

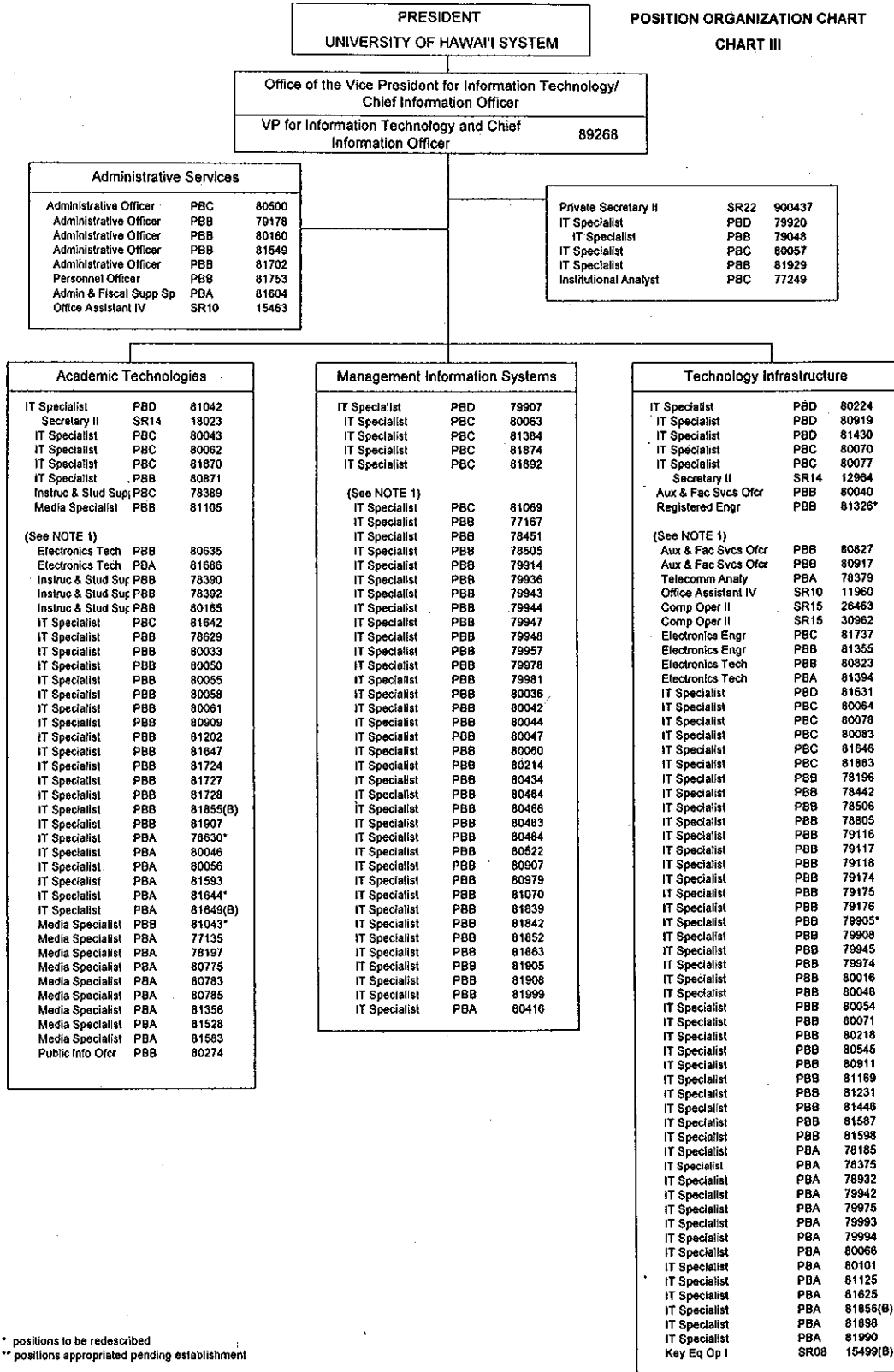
NOTE 1: These staff may report to any of the above supervisors on a project and/or rotational basis based on changing institutional priorities and requirements and shifting work assignments.

General Funds 182.00
(B) Special Funds 4.00

CHART UPDATED
NOV 18 2010
DATE

**STATE OF HAWAII
UNIVERSITY OF HAWAII
SYSTEMWIDE ADMINISTRATION
VICE PRESIDENT FOR INFORMATION
TECHNOLOGY/CHIEF INFORMATION OFFICER**

**POSITION ORGANIZATION CHART
CHART III**



* positions to be redescribed
** positions appropriated pending establishment

NOTE 1: These staff may report to any of the above supervisors on a project and/or rotational basis based on changing institutional priorities and requirements and shifting work assignments.

General Funds 181.00
(B) Special Funds 4.00

SUPERSEDED

Date NOV 18 2010

CHART UPDATED

JUL 01 2010

DATE _____

STATE OF HAWAII
 UNIVERSITY OF HAWAII
 SYSTEMWIDE ADMINISTRATION
 OFFICE OF THE VICE PRESIDENT FOR RESEARCH
 OFFICE OF RESEARCH SERVICES

POSITION ORGANIZATION CHART

CHART I

OFFICE OF THE VICE PRESIDENT FOR RESEARCH	
Vice President for Research	89447T ¹

OFFICE OF RESEARCH SERVICES	
Director of Research Services	89006
Admin Off	81798(W)
Admin Off	79125
Associate Dir of Research	81645

ADMINISTRATIVE OPERATIONS ³	
Admin Off	PBC 80161
Personnel Off	PBB 81885
Admin Off	PBA 78836(W)

INFORMATION SYSTEMS SUPPORT	
IT Specialist	PBC 78631
IT Specialist	PBB 81982
IT Specialist	PBB 78837(W)

CONTRACTS & GRANTS ADMINISTRATION ²	
Admin Off	PBC 78632
Admin Off	PBB 80399(W)
Admin Off	PBB 81259
Admin Off	PBB 81471
Admin Off	PBB 80976(W)
Coord.	PBA 78839(W)

CONTRACTS & GRANTS ADMINISTRATION - KAKA'AKO SATELLITE SERVICE CENTER	
Admin Off	PBC 77464

PRE-AWARDS ADMINISTRATION	
Admin Off	PBC 81139
Admin Off	PBB 80808
Clerk-Steno III	SR-11 50041
Admin Off	PBC 80581
Office Asst IV	SR-10 15410
Admin Off	PBC 81940

COMPLIANCE	
Fiscal Acctg Sp	PBD 81389
Fiscal Acctg Sp	PBB 81017
Fiscal Acctg Sp	PBB 78809(W)

PROJECTS FISCAL ACCOUNTING	
Fiscal Acctg Sp	PBC 81930
Fiscal Acctg Sp	PBB 79159
Fiscal Acctg Sp	PBB 80195
Fiscal Acctg Sp	PBB 80147
Adm & Fis Supp Sp	PBA 78637
Adm & Fis Supp Sp	PBA 78361
Fiscal Acctg Sp	PBB 80139
Fiscal Acctg Sp	PBB 80145
Adm & Fis Supp Sp	PBA 78618
Fiscal Acctg Sp	PBB 78363(W)
Adm & Fis Supp Sp	PBA 78636
Fiscal Acctg Sp	PBB 80138
Fiscal Acctg Sp	PBB 78369(W)
Adm & Fis Supp Sp	PBA 78635

PROJECTS FINANCIAL SERVICES	
Fiscal Acctg Sp	PBC 80206
Fiscal Acctg Sp	PBB 81263
Adm & Fis Supp Sp	PBA 78638
Fiscal Acctg Sp	PBB 78838(W)

COST STUDIES AND RATE ANALYSIS	
Fiscal Acctg Sp	PBD 80379
Fiscal Acctg Sp	PBB 81802

CHART UPDATED

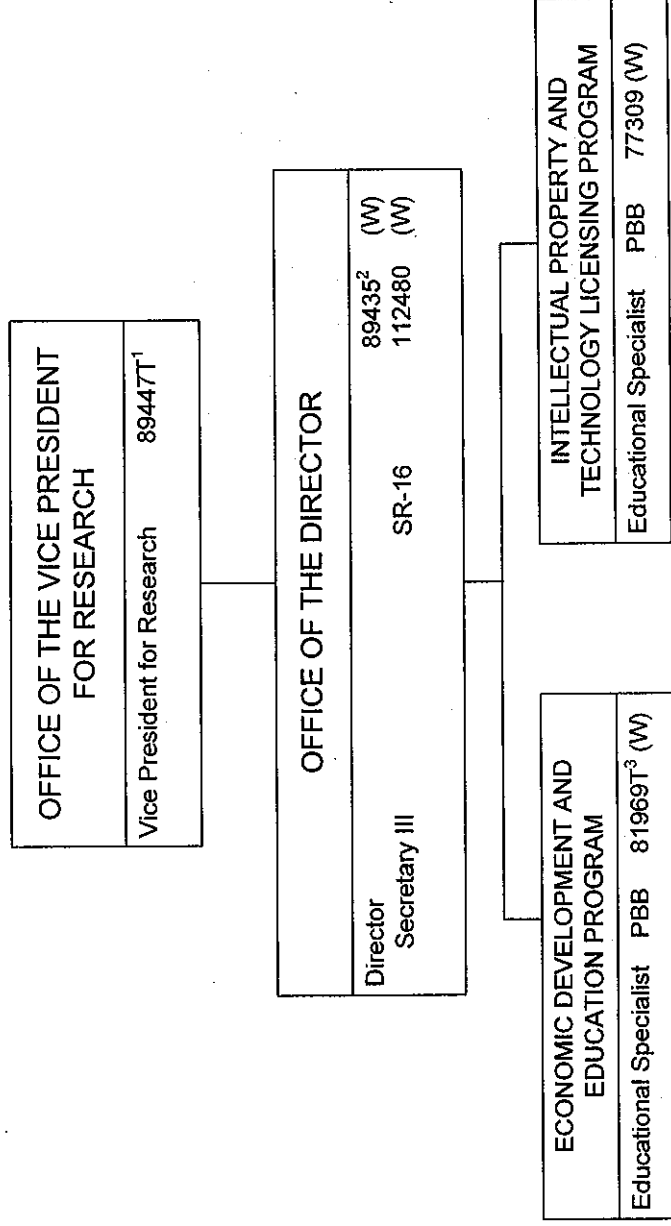
DATE JUL 01 2010

Perm
 General Fund 36.50
 RTRF Fund 10.00
 Total 46.50

- 1 Excluded from position count, this chart
- 2 Position no. 81317 is on loan to VPR
- 3 .50 fee count to be redescrbed

STATE OF HAWAII
 UNIVERSITY OF HAWAII
 OFFICE OF THE VICE PRESIDENT FOR
 RESEARCH
 OFFICE OF TECHNOLOGY TRANSFER AND
 ECONOMIC DEVELOPMENT

POSITION ORGANIZATION CHART III



1 Excluded from position count, this chart
 2 To be redescribed
 3 Position count on this chart not part of the appropriation for UOH 903 Appropriated but not established: 96853F(W)

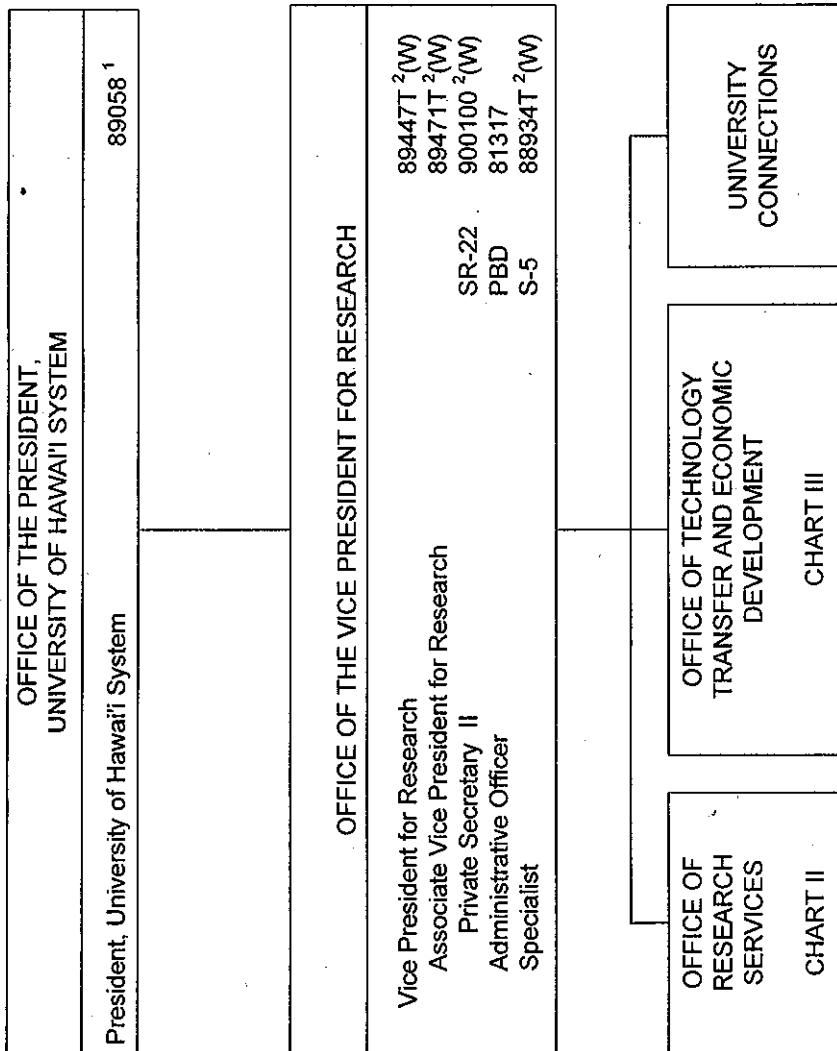
Perm 0.00
 Temp 4.00

General Fund
 Revolving Fund (W)

CHART UPDATED

DATE JUL 01 2010

STATE OF HAWAII
 UNIVERSITY OF HAWAII
 VICE PRESIDENT FOR RESEARCH
 POSITION ORGANIZATION CHART I



Perm
 General Fund 1.00
 Revolving Fund (W) 4.00

CHART UPDATED
 DATE JUL 01 2010

¹ Excluded from position count
² Positions appropriated to UH Mānoa, reflected organizationally on this chart

STATE OF HAWAII
 UNIVERSITY OF HAWAII
 SYSTEMWIDE ADMINISTRATION
 VICE PRESIDENT FOR STUDENT AFFAIRS
 & UNIVERSITY/COMMUNITY RELATIONS

POSITION ORGANIZATION CHART

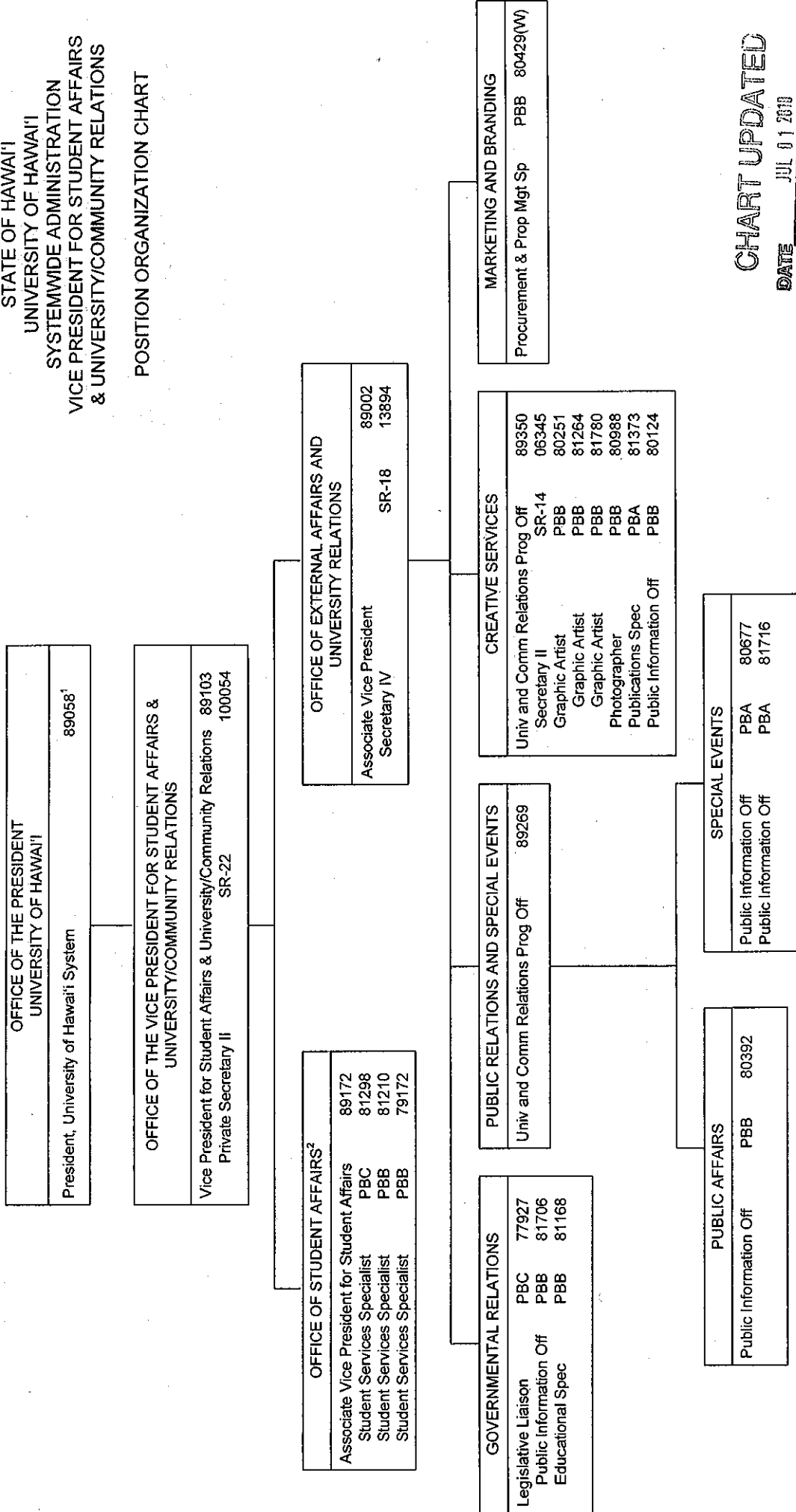


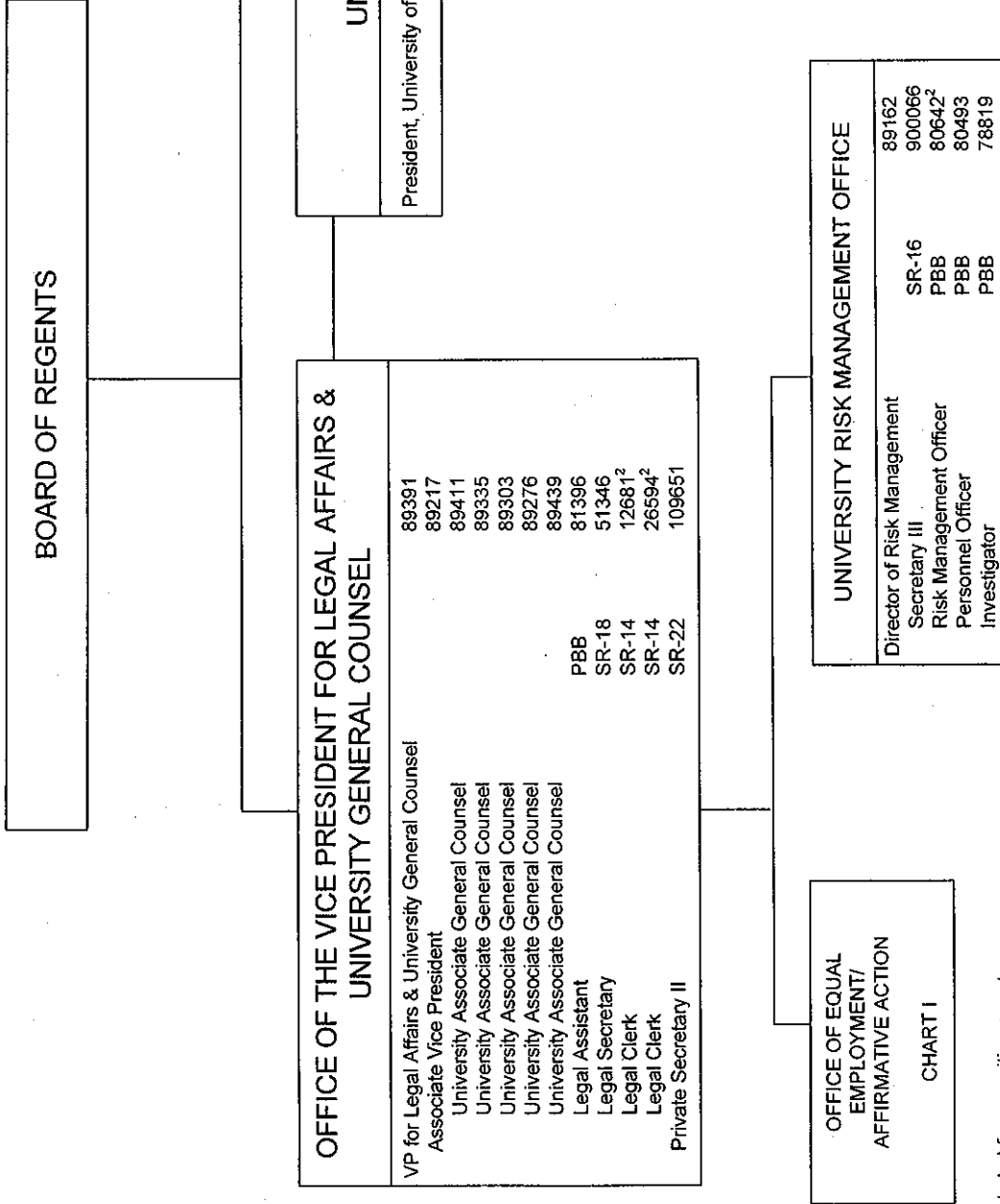
CHART UPDATED
 DATE JUL 01 2010

Perm
 General Fund 23.00
 Revolving Fund (W) 1.00

1 Excluded from position count
 2 Serves as administrative liaison for the Hawaii Commission for National and Community Service and the National Corporation for Community Service
 2010orgchartupdate university relations.vsd

STATE OF HAWAII
 UNIVERSITY OF HAWAII
 BOARD OF REGENTS
 SYSTEMWIDE ADMINISTRATION
 VICE PRESIDENT FOR LEGAL AFFAIRS AND
 UNIVERSITY GENERAL COUNSEL

POSITION ORGANIZATION CHART



**OFFICE OF THE PRESIDENT,
 UNIVERSITY OF HAWAII SYSTEM**

President, University of Hawaii System 89058¹

**OFFICE OF THE VICE PRESIDENT FOR LEGAL AFFAIRS &
 UNIVERSITY GENERAL COUNSEL**

VP for Legal Affairs & University General Counsel	89391
Associate Vice President	89217
University Associate General Counsel	89411
University Associate General Counsel	89335
University Associate General Counsel	89303
University Associate General Counsel	89276
University Associate General Counsel	89439
Legal Assistant	81396
Legal Secretary	51346
Legal Clerk	12681 ²
Legal Clerk	26594 ²
Private Secretary II	109651


UNIVERSITY RISK MANAGEMENT OFFICE

Director of Risk Management	SR-16	89162
Secretary III	PBB	900066
Risk Management Officer	PBB	80642 ²
Personnel Officer	PBB	80493
Investigator	PBB	78819

**OFFICE OF EQUAL
 EMPLOYMENT/
 AFFIRMATIVE ACTION
 CHART I**

CHART UPDATED
 DATE JUL 07 2010

¹ Excluded from position count
² To be redescribed



State of Hawaii
University of Hawaii
University of Hawaii at Manoa
OFFICE OF THE CHANCELLOR
ORGANIZATION CHART
CHART I

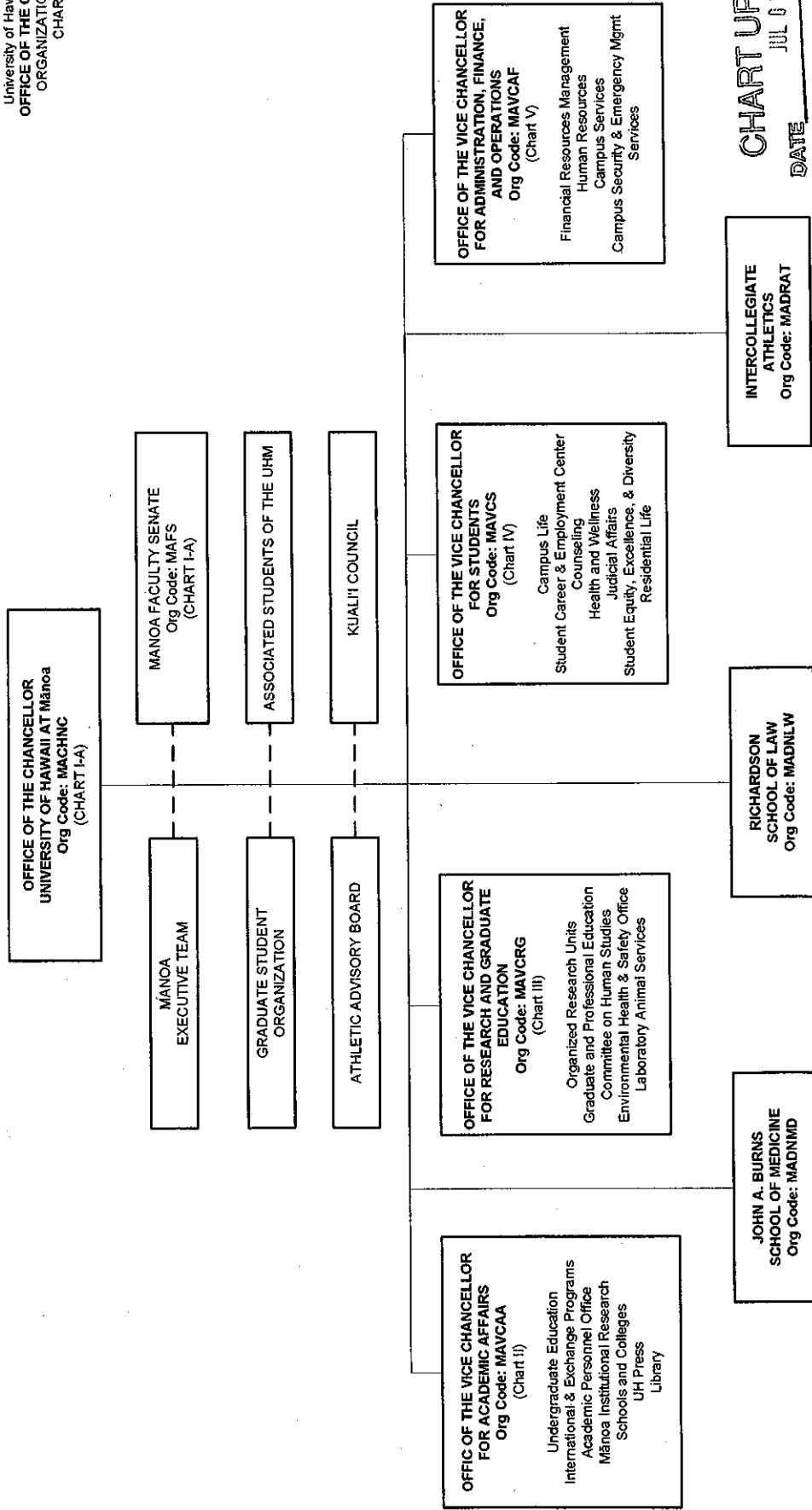


CHART UPDATED
JUL 01 2008
DATE

----- Dotted lines denote advisory relationships

GENERAL FUND FTE: 18.00

OFFICE OF THE CHANCELLOR
UNIVERSITY OF HAWAII AT Mānoa
 Org Code: MACHNC

Chancellor, #89261	1.00
Private Secretary II, SR-22, #100053	1.00
Administrative Assistant, #89365	1.00
Executive Assistant, #89117	1.00
Administrative & Fiscal Support Specialist, PBA, #77952	1.00
Secretary I, SR-12, #15584	1.00
Special Advisor for Hawaiian Affairs*	
<i>Faculty Athletic Representative (0.50)†</i>	

MANOA FACULTY SENATE
 Org Code: MAFS

Chair, Manoa Faculty Senate††	1.00
Administrative Officer, PBA*	1.00
Office Assistant III, SR-08, #041556	

OFFICE OF COMMUNICATIONS
 Org Code: MAOCOM

Director of Public Affairs, #89145**	1.00
Secretary I, SR-12*	4.00
Public Information Officer, PBB: #77451, #78138, #78574, #78873	1.00
Public Information Officer, PBB, #81787	1.00
Public Information Officer, PBA, #81239	1.00
Public Information Officer, PBB, #80951	1.00

OMBUDSPERSON
 Org Code: MAOMBD

Specialist*	1.00
Specialist, S5, #88099	1.00
Associate Specialist, S4, #85485	

CHART UPDATED

JUL 01 2010

DATE

*New, pending approval

**Position abolished

†Position annually elected by the Manoa Chancellor

††Position annually elected by the Manoa Faculty Senate

..... Dotted lines denote advisory relationships

State of Hawaii
 University of Hawaii
 University of Hawaii at Manoa
SCHOOL OF MEDICINE
 ORGANIZATION CHART
 CHART I

General Fund FTE: 198.22
 General Fund (Authorized Temp FTE): 2.00

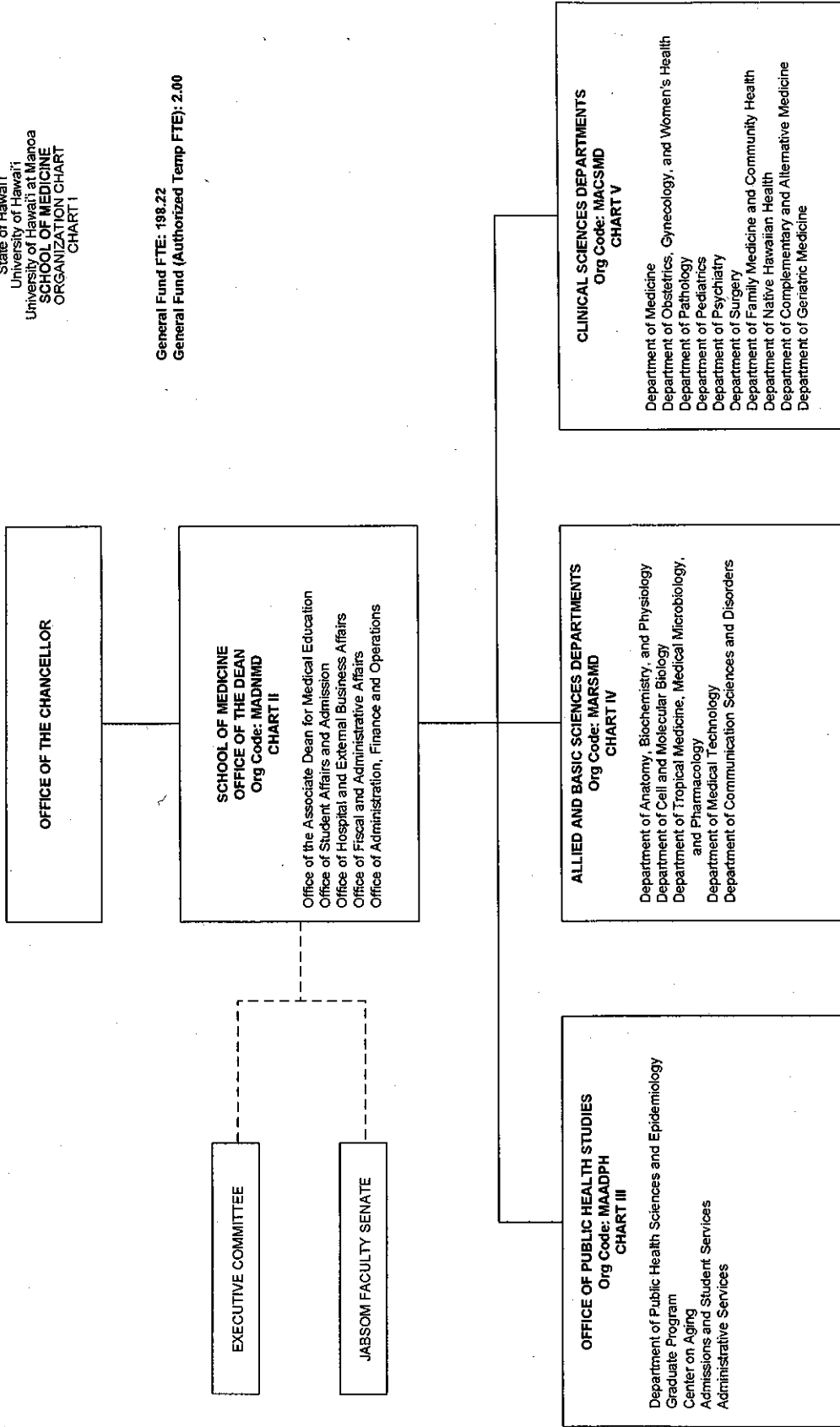
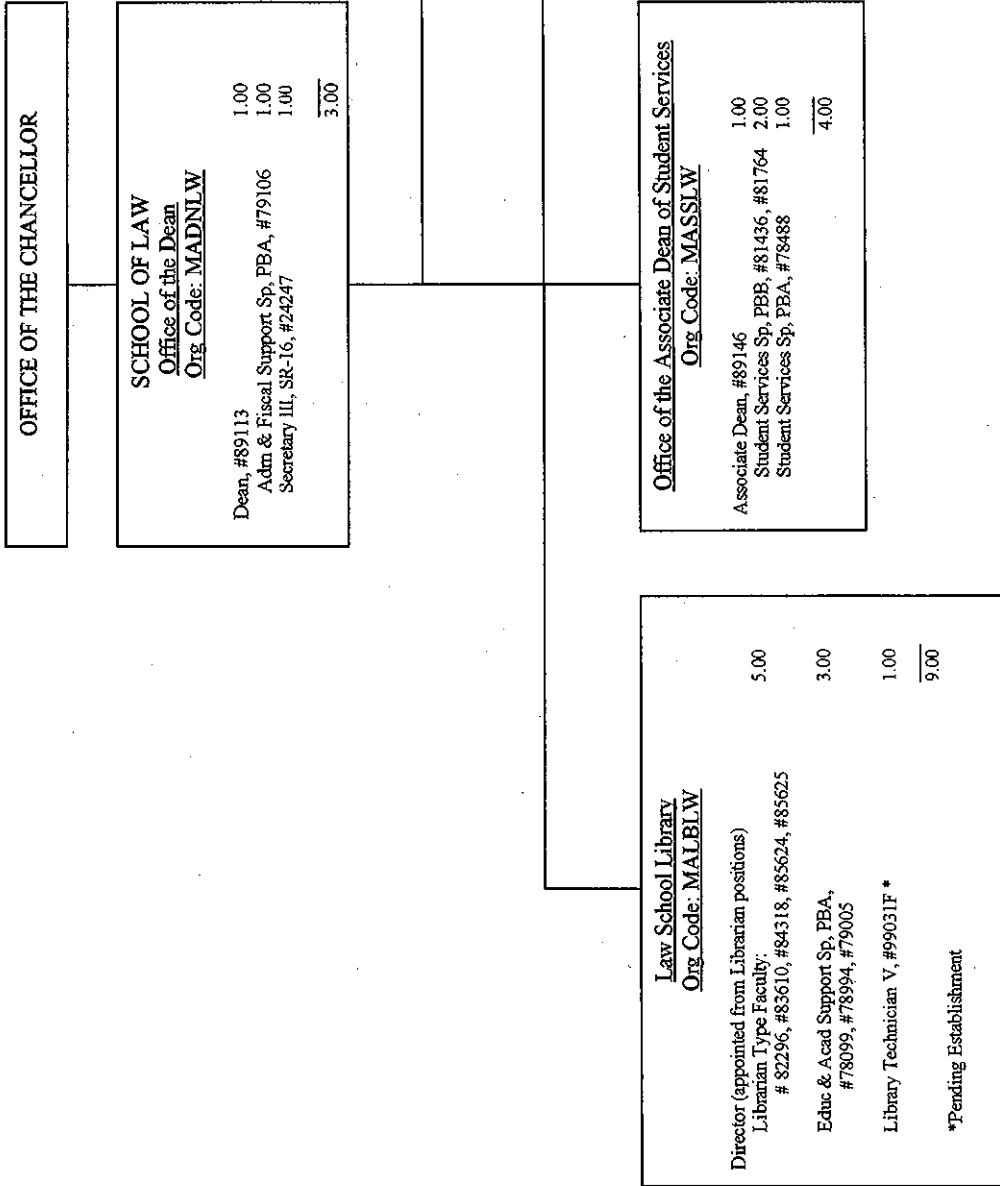


CHART UPDATED

DATE JUL 01 2010

STATE OF HAWAII
 UNIVERSITY OF HAWAII
 UNIVERSITY OF HAWAII AT MANOA
 SCHOOL OF LAW
 ORGANIZATION CHART
 CHART I

General Funds: 48.50 FTE



OFFICE OF THE CHANCELLOR

SCHOOL OF LAW
 Office of the Dean
 Org Code: MADNLW
 Dean, #89113 1.00
 Adm & Fiscal Support Sp, PBA, #79106 1.00
 Secretary III, SR-16, #24247 1.00
3.00

Administrative Services
 Org Code: MAASLW
 Administrative Off, PBB, #81718 1.00
 Adm & Fiscal Support Sp, PBA, # 78260, #78034 2.00

Law School Library
 Org Code: MALBLW

Director (appointed from Librarian positions)
 Librarian Type Faculty:
 # 82296, #83610, #84318, #85624, #85625 5.00
 Educ & Acad Support Sp, PBA,
 #78099, #78994, #79005 3.00
 Library Technician V, #99031F * 1.00
9.00
 *Pending Establishment

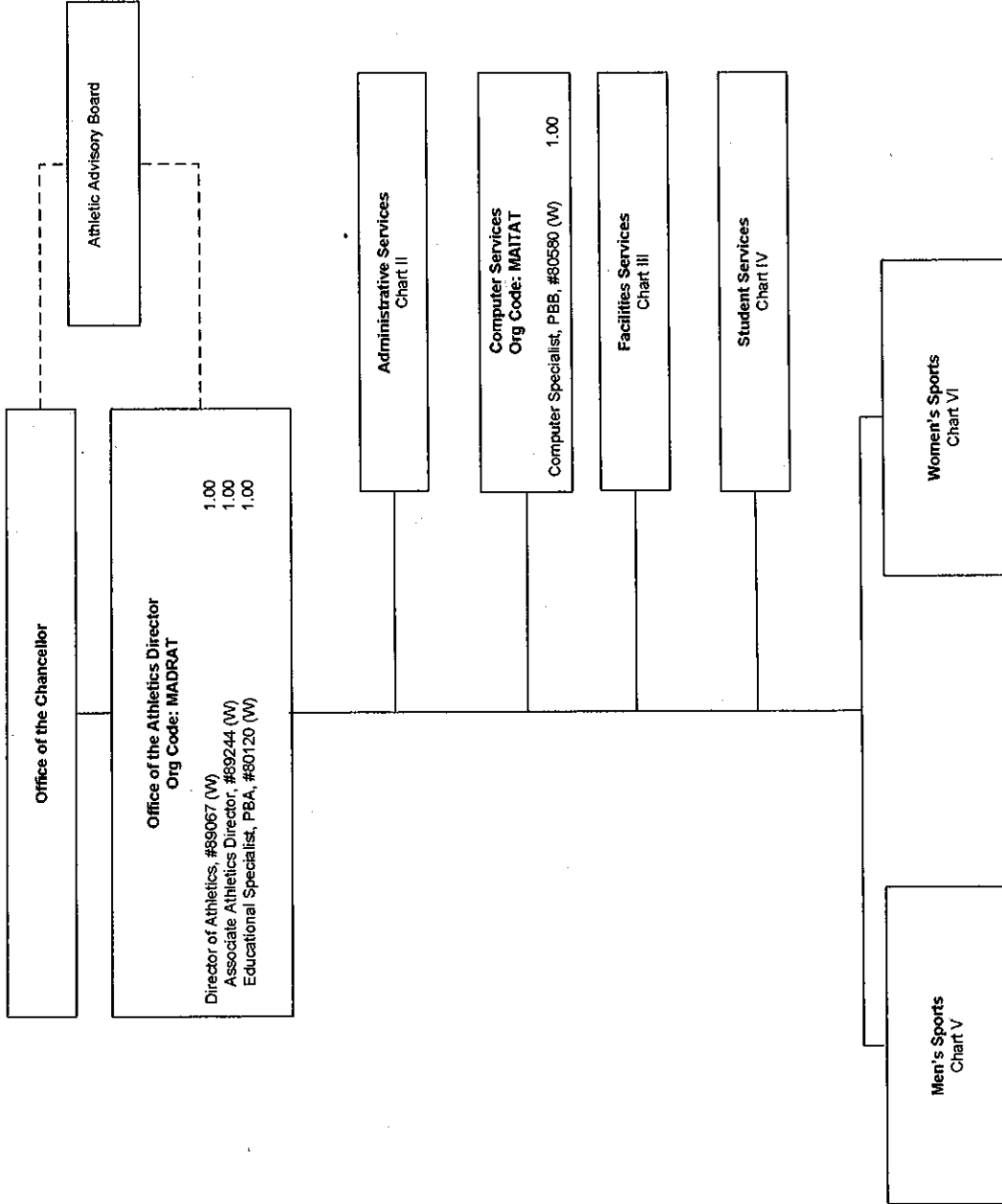
Office of the Associate Dean of Student Services
 Org Code: MASSLW
 Associate Dean, #89146 1.00
 Student Services Sp, PBB, #81436, #81764 2.00
 Student Services Sp, PBA, #78488 1.00
4.00

Office of the Associate Dean for Academic Affairs
 Org Code: MALAW
 Associate Dean, #89121 1.00
 Instructional Faculty:
 #82226, #82334, #82481, #82811, #83027, #83053, #83244, # 83362, #83619, #83879, #83934, #84430, #84459, #84832, # 84863, #84905, #85009, #85072, #85626, #85629, #85639, # 85647, #88500, #85641, #83338 (.50) 24.50
 Adm & Fiscal Support Sp, PBA,
 #80252, # 78022, #78023, #77935 4.00
29.50

CHART UPDATED
 1 JUL 01 2010
 DATE

STATE OF HAWAII
 UNIVERSITY OF HAWAII
 UNIVERSITY OF HAWAII AT MANOA
 INTERCOLLEGIATE ATHLETICS

CHART I



(W) Revolving Funds – 4.00

GRAND TOTAL BY FUNDS:
 General Funds – 17.00
 (W) Revolving Funds – 89.00

CHART UPDATED

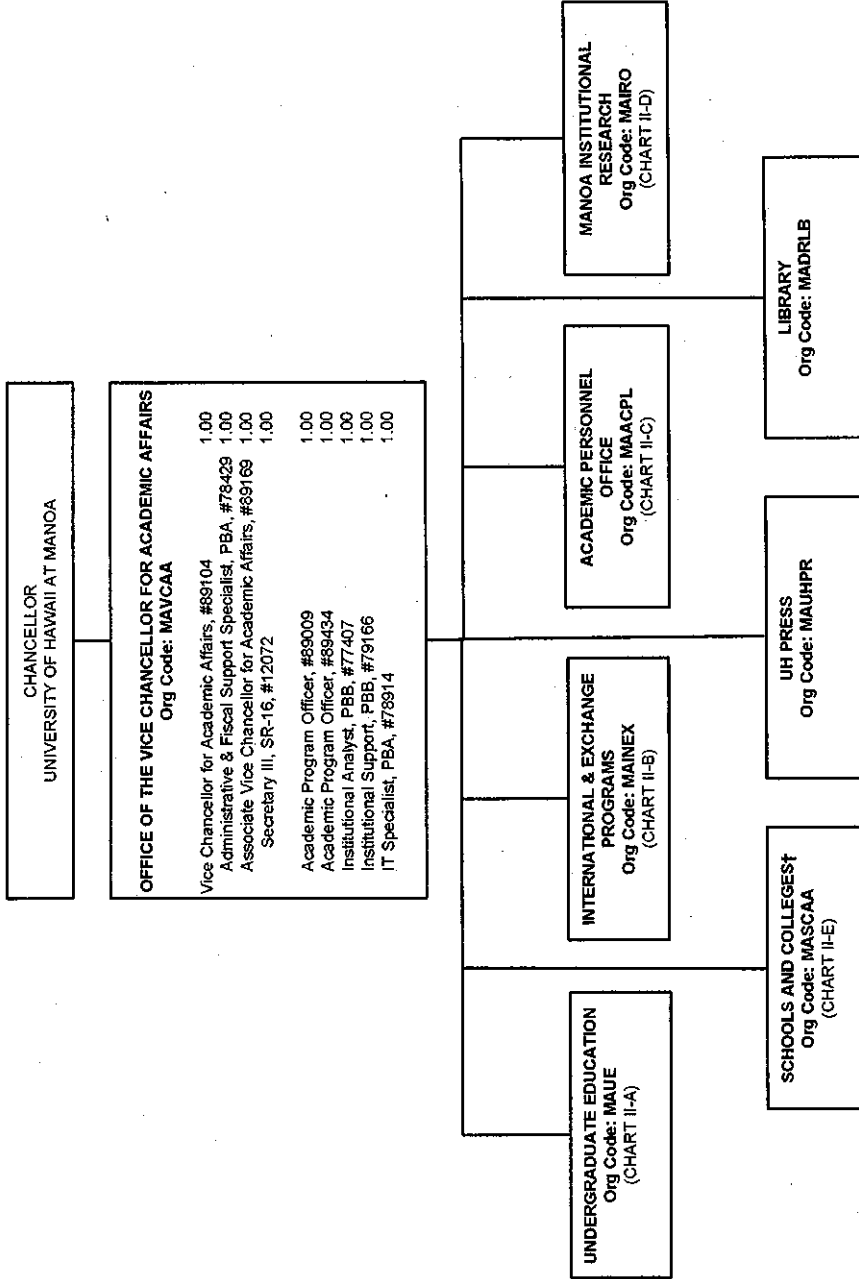
JUL 01 2016

DATE

State of Hawaii
 University of Hawaii
 University of Hawaii at Manoa
**OFFICE OF THE VICE CHANCELLOR
 FOR ACADEMIC AFFAIRS**

Position Organization Chart
 Chart II

GENERAL FUND FTE: 9.00
 GRAND TOTAL GENERAL FUNDS FTE: 78.75



† Except John A. Burns School of Medicine, William S. Richardson School of Law, and the School of Ocean and Earth Science and Technology

CHART UPDATED
 JUL 01 2010
 DATE

State of Hawaii
 University of Hawaii
 University of Hawaii at Manoa
**OFFICE OF THE VICE CHANCELLOR FOR
 ADMINISTRATION, FINANCE, AND
 OPERATIONS**
 ORGANIZATION CHART
 CHART V

**CHANCELLOR
 UNIVERSITY OF HAWAII AT MANOA**

**OFFICE OF THE VICE CHANCELLOR FOR
 ADMINISTRATION, FINANCE, AND OPERATIONS**
 Org Code: MAVCAF

Vice Chancellor, #89354	1.00
Secretary IV SR-18, #18549	1.00
Administrative Officer, PBC, #81280	1.00
Computer Specialist, PBB, #78219	1.00

GENERAL FUND FTE: 5.00

GRAND TOTAL FTE:
 GENERAL FUND FTE: 26.00
 SPECIAL FUND FTE: 1.00

*new, pending approval
 **position to be abolished

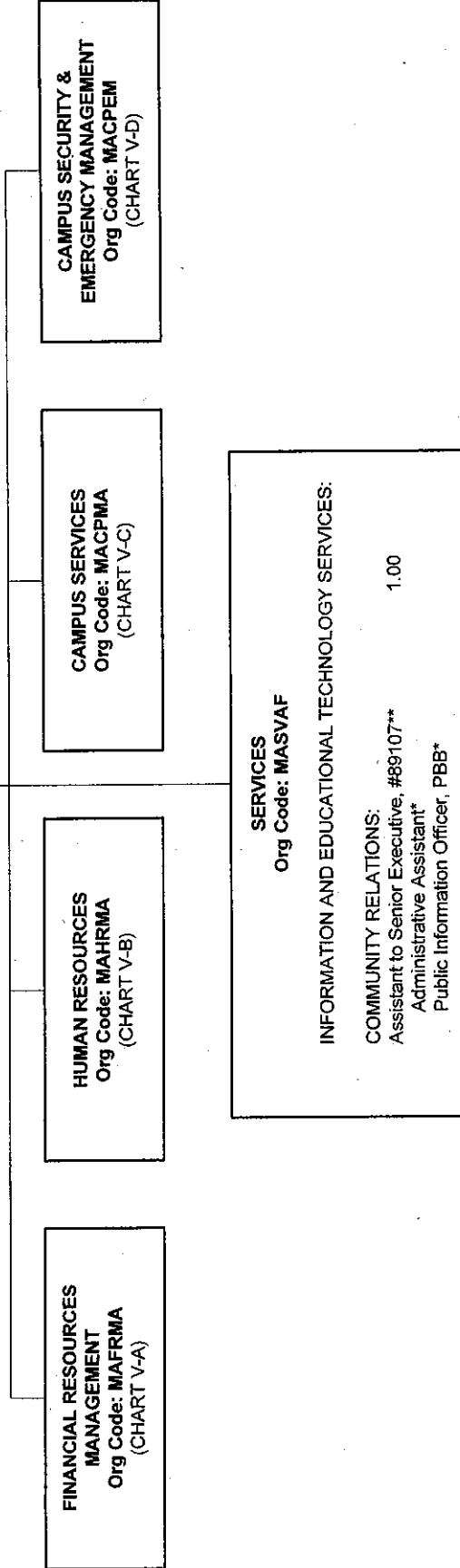


CHART UPDATED

DATE JUL 11 1988

GENERAL FUND FTE: 12.00

*new, pending approval

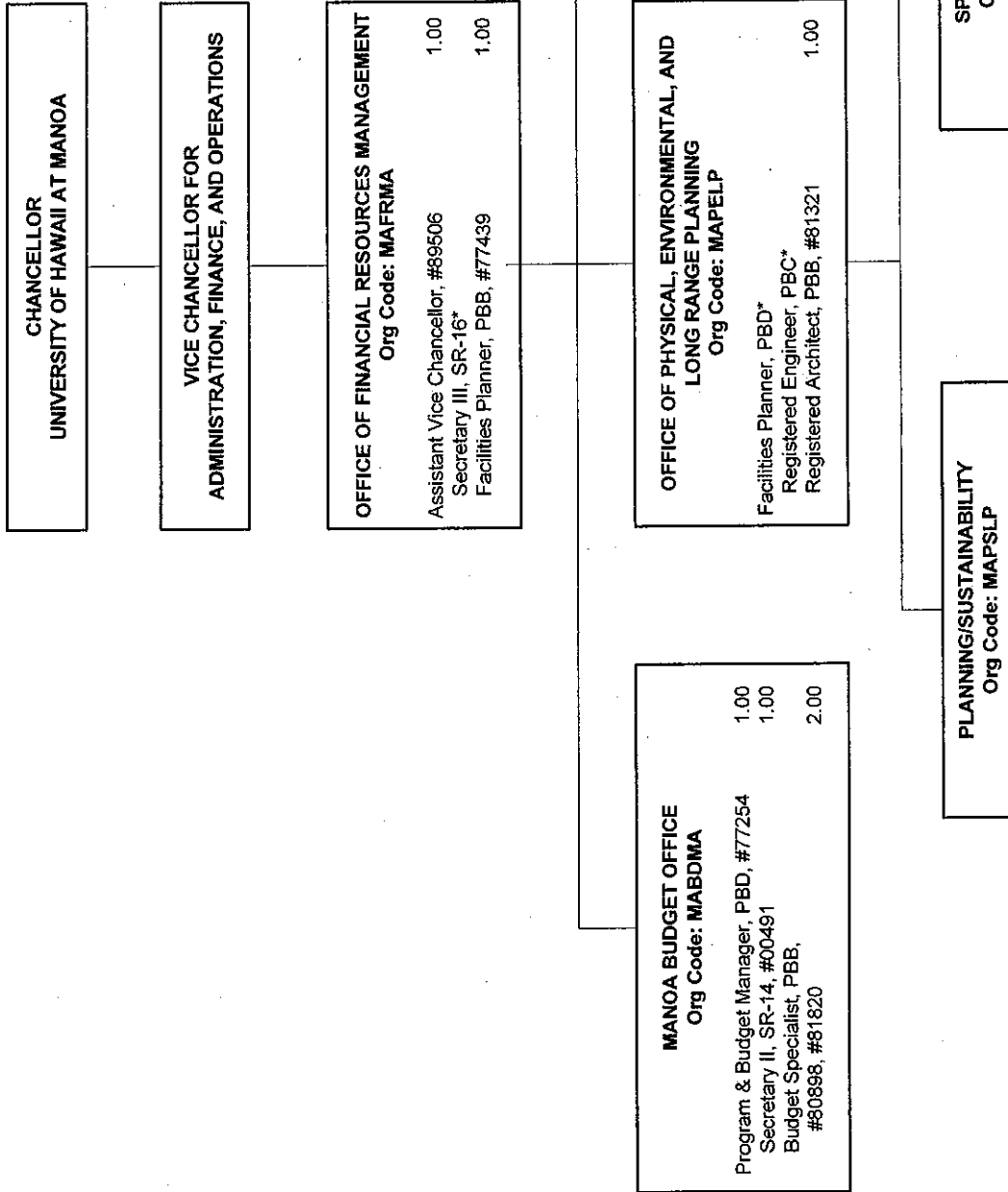


CHART UPDATED

DATE JUL 01 2010

GENERAL FUND FTE: 8.00

CHANCELLOR
 UNIVERSITY OF HAWAII AT MANOA

VICE CHANCELLOR FOR
 ADMINISTRATION, FINANCE, AND OPERATIONS

OFFICE OF HUMAN RESOURCES
 Org Code: MAHRMA
 Human Resources Specialist, PBD, #77834 1.00
 Secretary II, SR-14, #900370 1.00

CHART UPDATED

DATE JUL 01 2010

EMPLOYEE RELATIONS & BENEFITS
 Org Code: MARBHR
 Human Resources Specialist, PBB, #80952 1.00
 Human Resources Specialist, PBA, #78543 1.00

CLASSIFICATION & COMPENSATION
 Org Code: MACCHR
 Human Resources Specialist, PBB, #81666 1.00
 Human Resources Specialist, PBA, #78214 1.00

LABOR RELATIONS & STAFF DEVELOPMENT
 Org Code: MALSHR
 Human Resources Specialist, PBC, #78386 1.00
 Human Resources Specialist, PBB, #80179 1.00

State of Hawaii
 University of Hawaii
 University of Hawaii at Manoa
 OFFICE OF THE VICE CHANCELLOR FOR
 ADMINISTRATION, FINANCE, AND
 OPERATIONS
 OFFICE OF CAMPUS SERVICES
 ORGANIZATION CHART
 CHART V-C

GENERAL FUND FTE: 1.00

*new, pending approval

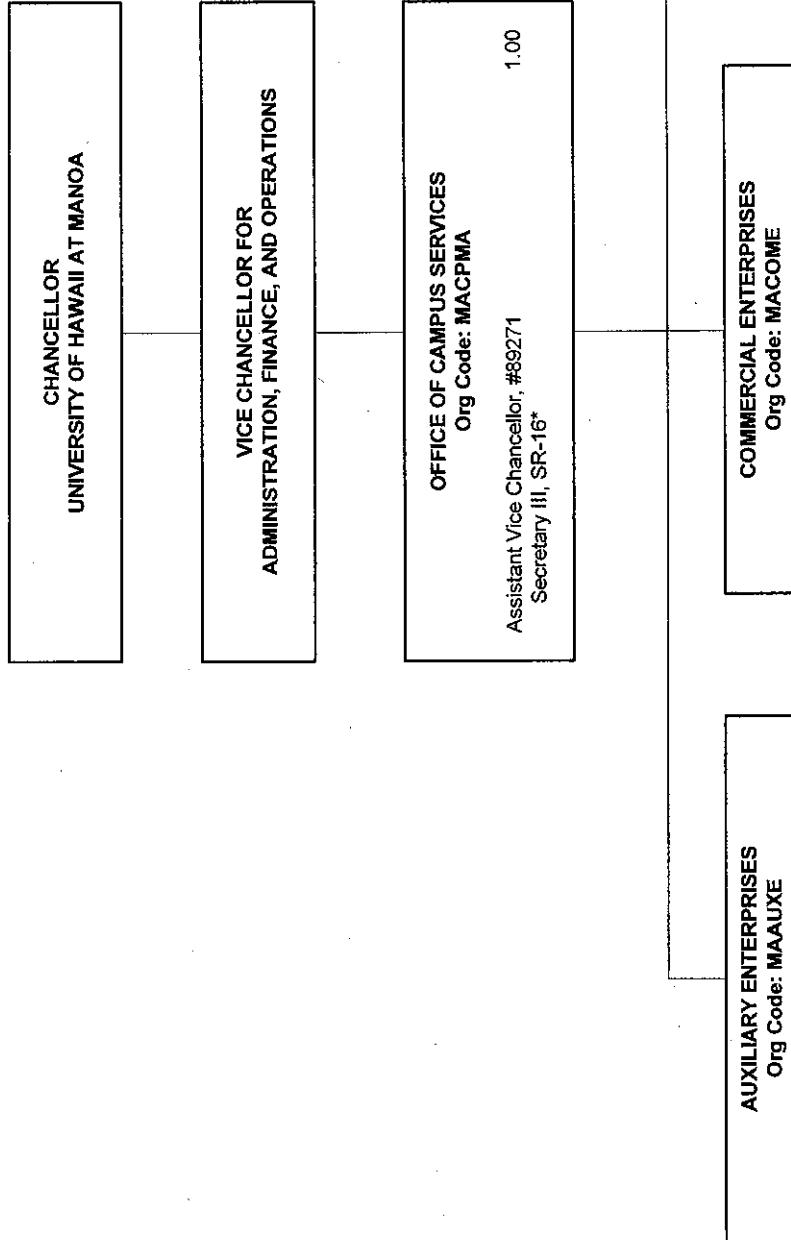


CHART UPDATED

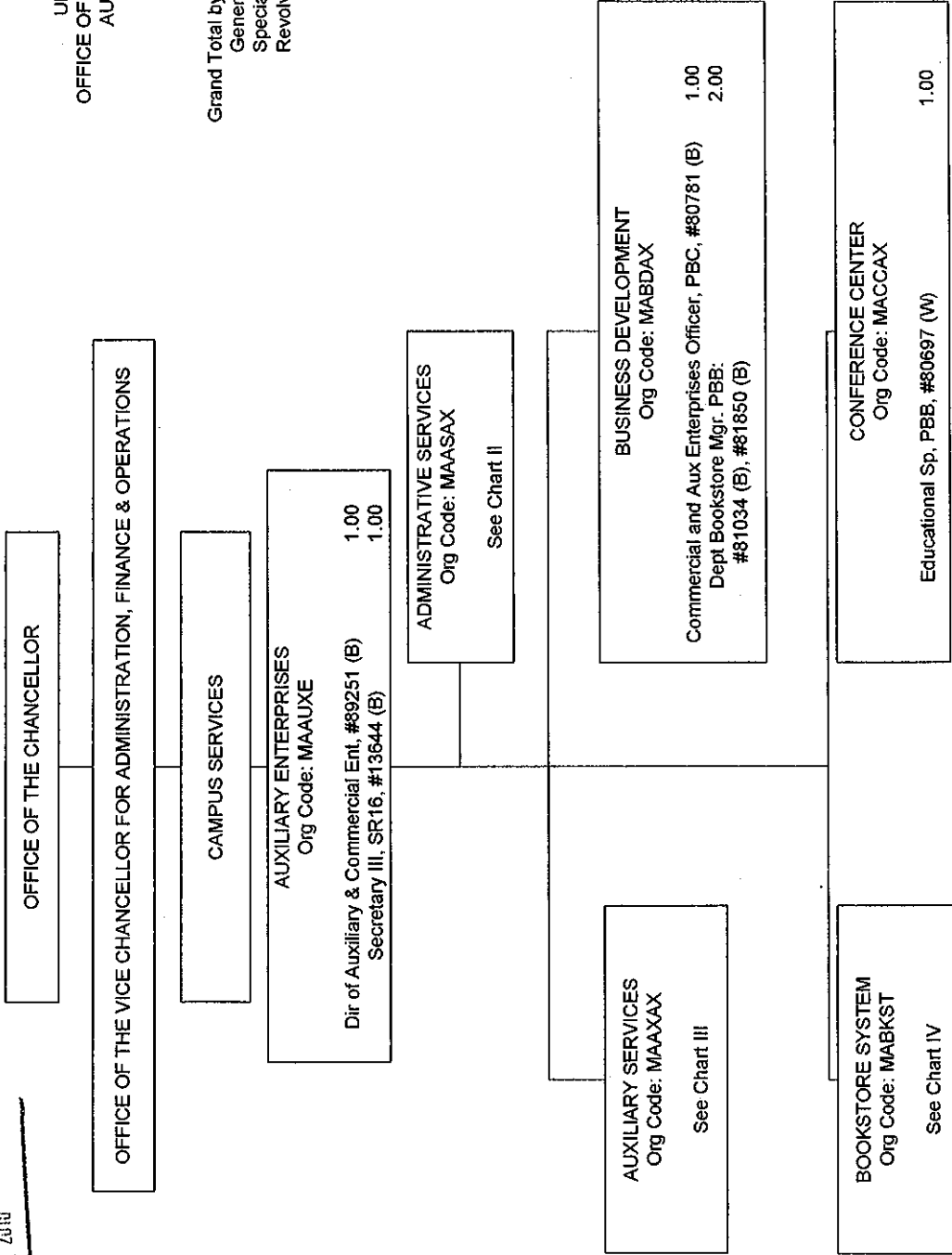
DATE JUL 01 2010

CHART UPDATED

JUL 01 2019

DATE

STATE OF HAWAII
 UNIVERSITY OF HAWAII
 OFFICE OF THE CHANCELLOR, UH MANOA
 AUXILIARY ENTERPRISES
 CHART I



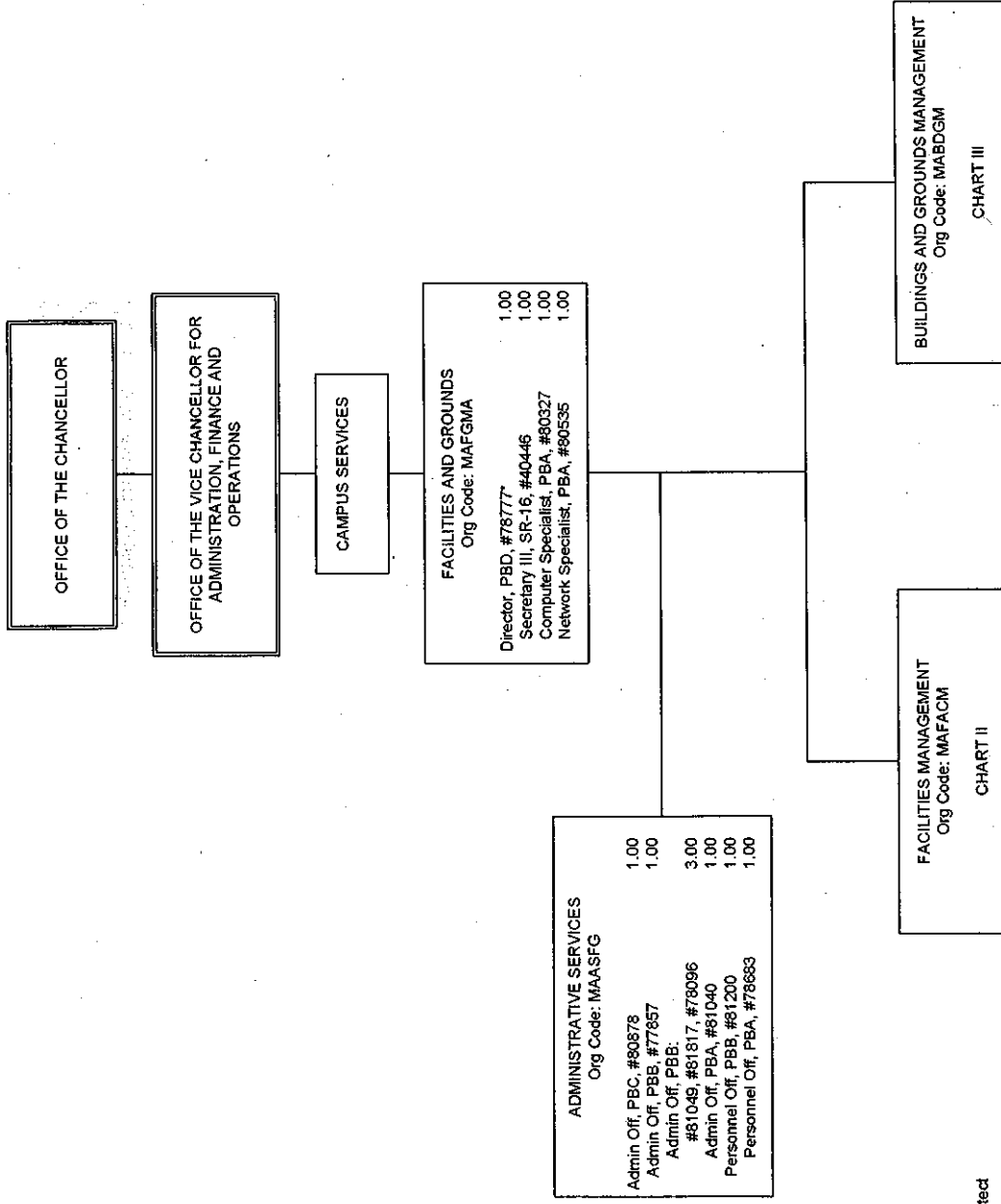
Grand Total by Fund:
 General Funds 18.00 FTE
 Special Funds 115.00 FTE
 Revolving Funds 4.00 FTE

(B) Special Funds: 6.00 FTE
 (W) Revolving Funds: 1.00 FTE
 Pending establishment: #77856 (pseudo #94354F) (B)

STATE OF HAWAII
 UNIVERSITY OF HAWAII AT MĀNOA
 OFFICE OF THE CHANCELLOR
 VICE CHANCELLOR FOR
 ADMINISTRATION, FINANCE AND OPERATIONS
 CAMPUS SERVICES
 FACILITIES AND GROUNDS

CHART I

Grand Total by Fund:
 General Funds: 325.00 FTE



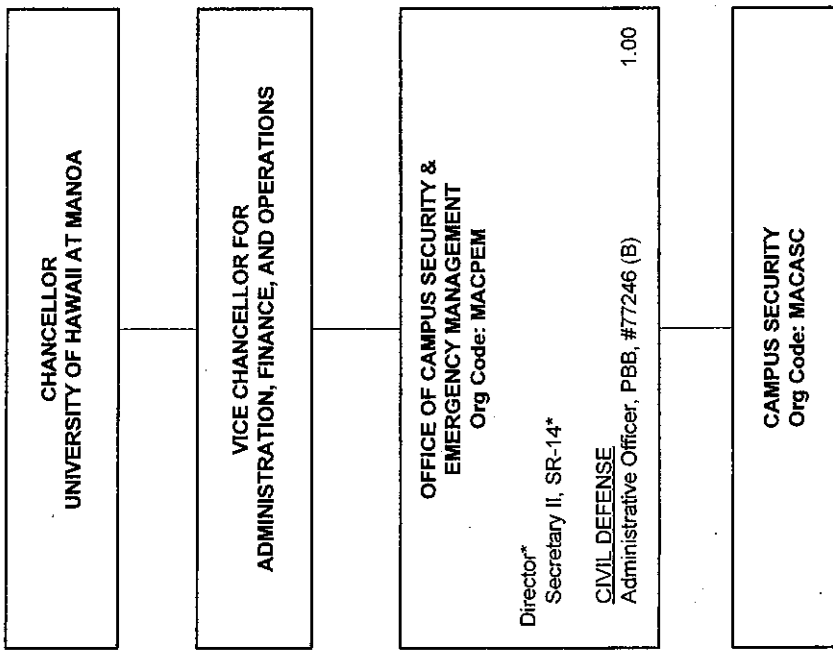
General Fund: 13.00

Also included in page count:
 Director, E/M, #89302, 1.00
 To be re-described

CHART UPDATED
 JUL 01 2010
 DATE

*Functional Code: Architect

SPECIAL FUND FTE: 1.00
 *new, pending approval



STATE OF HAWAII
UNIVERSITY OF HAWAII
UNIVERSITY OF HAWAII AT MĀNOA
OFFICE OF THE VICE CHANCELLOR
FOR RESEARCH AND GRADUATE EDUCATION
POSITION ORGANIZATION CHART III

General Funds: 11.00 FTE

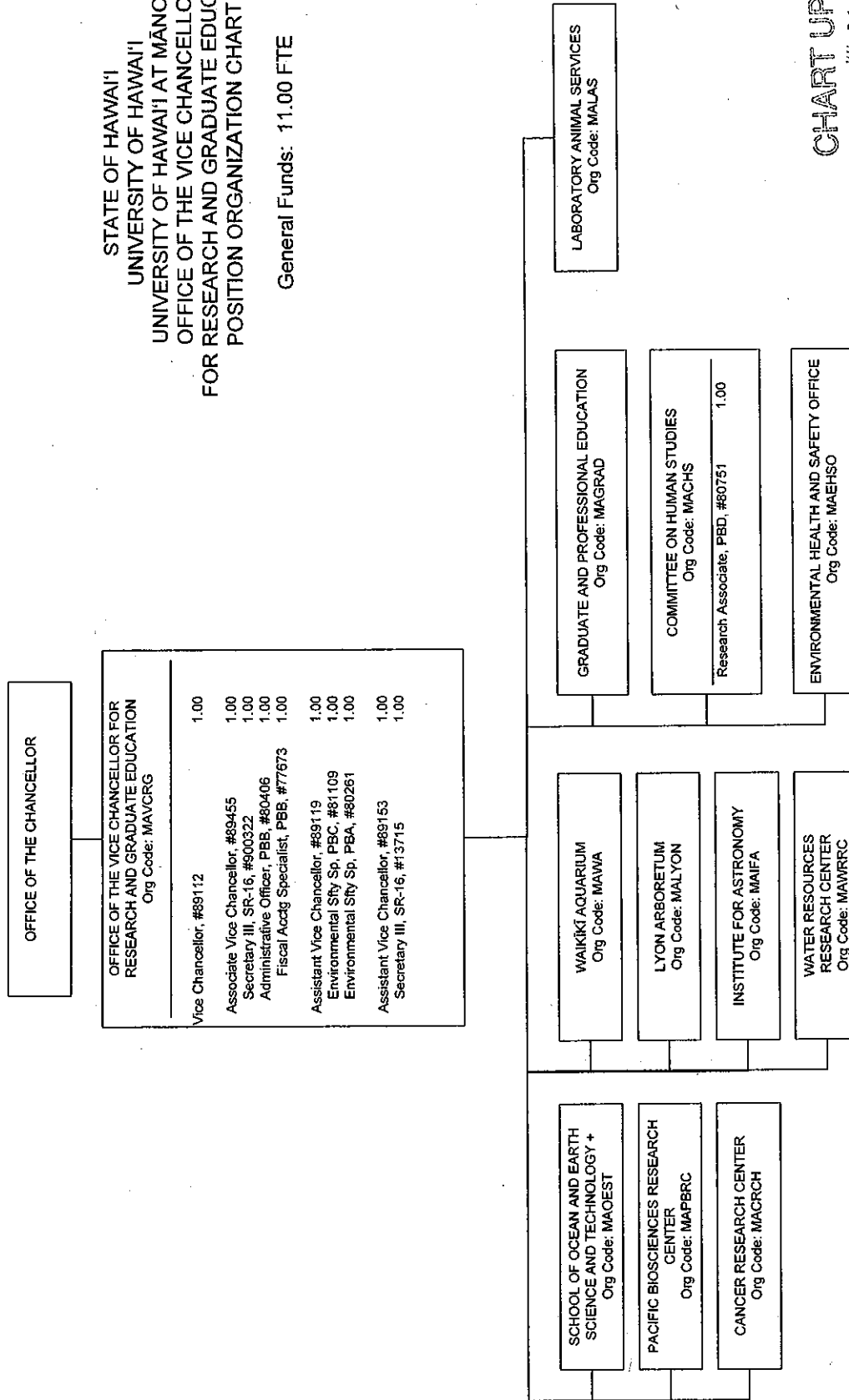


CHART UPDATED

DATE JUL 01 2010

Footnotes:

+ Academic matters within the School of Ocean and Earth Science and Technology will be administered in coordination with the Vice Chancellor for Academic Affairs

STATE OF HAWAII
 UNIVERSITY OF HAWAII
 OFFICE OF THE VICE CHANCELLOR FOR RESEARCH AND
 GRADUATE EDUCATION
 CANCER RESEARCH CENTER OF HAWAII
 ORGANIZATION CHART I

Grand Total General Funds: 40.50

OFFICE OF THE CHANCELLOR

OFFICE OF THE VICE CHANCELLOR FOR
 RESEARCH AND GRADUATE EDUCATION

CANCER RESEARCH CENTER OF HAWAII
 OFFICE OF THE DIRECTOR
 Org Code: MACRCH
 Director, #69226 1.00
 Associate Director, #69465 1.00
 Secretary II, SR-14, 16998 1.00

ADMINISTRATIVE SUPPORT
 Org Code: MAASCR
 Administrative Officer, PBB, #81114 1.00
 Fiscal Accounting Specialist, PBB, #60676 1.00
 Administrative Officer, PBB, #1984 1.00
 Computer Specialist, PBB, #81823 1.00
 Public Information Officer, PBB, #60370 1.00

CANCER ETIOLOGY
 Org Code: MACCCR
 Director (appointed from Faculty positions) 1.50
 Instructional Type Faculty: #90004 (0.50), #83271
 Research Type Faculty: #83360, #63387, #65916, #66227, #62975, #65911, #70007, #70008, #65917, #62920 10.00

CLINICAL SCIENCES
 Org Code: MACSCR
 Director (appointed from Faculty positions) 1.00
 Secretary II, SR-14, #47530
 Instructional Type Faculty: #85906 1.00
 Research Type Faculty: #66164, #65913, #70032, #70191 4.00

NATURAL PRODUCTS
 Org Code: MANPCR
 Director (appointed from Faculty positions) 4.00
 Research Type Faculty: #65231, #64031, #63355, #63330
 Joanna Sullivan Chair (position located at Chemistry)

SOCIAL AND BEHAVIORAL SCIENCES
 Org Code: MASBCR
 Director (appointed from Faculty positions) 4.00
 Research Type Faculty: #70039, #63227, #82133, #70031

SHARED RESOURCES
 Org Code: MASRCR
 Research Type Faculty: #67634 1.00
 Specialist Type Faculty: #63390, #66295 2.00

CHART UPDATED
 JUL 01 2010
 DATE

*Reallocated to CRCH FY 2010: #70201, #70203, #70204, #70209

CHART UPDATED

JUL 01 2010

DATE

STATE OF HAWAII
 UNIVERSITY OF HAWAII
 UNIVERSITY OF HAWAII AT MANOA
 INSTITUTE FOR ASTRONOMY
 ORGANIZATION CHART
 CHART I

General Funds: 56.25 FTE
 2.00 Auth Temp

Grand Total General Funds: 60.50
 General Fund (Auth Temp): 3.00

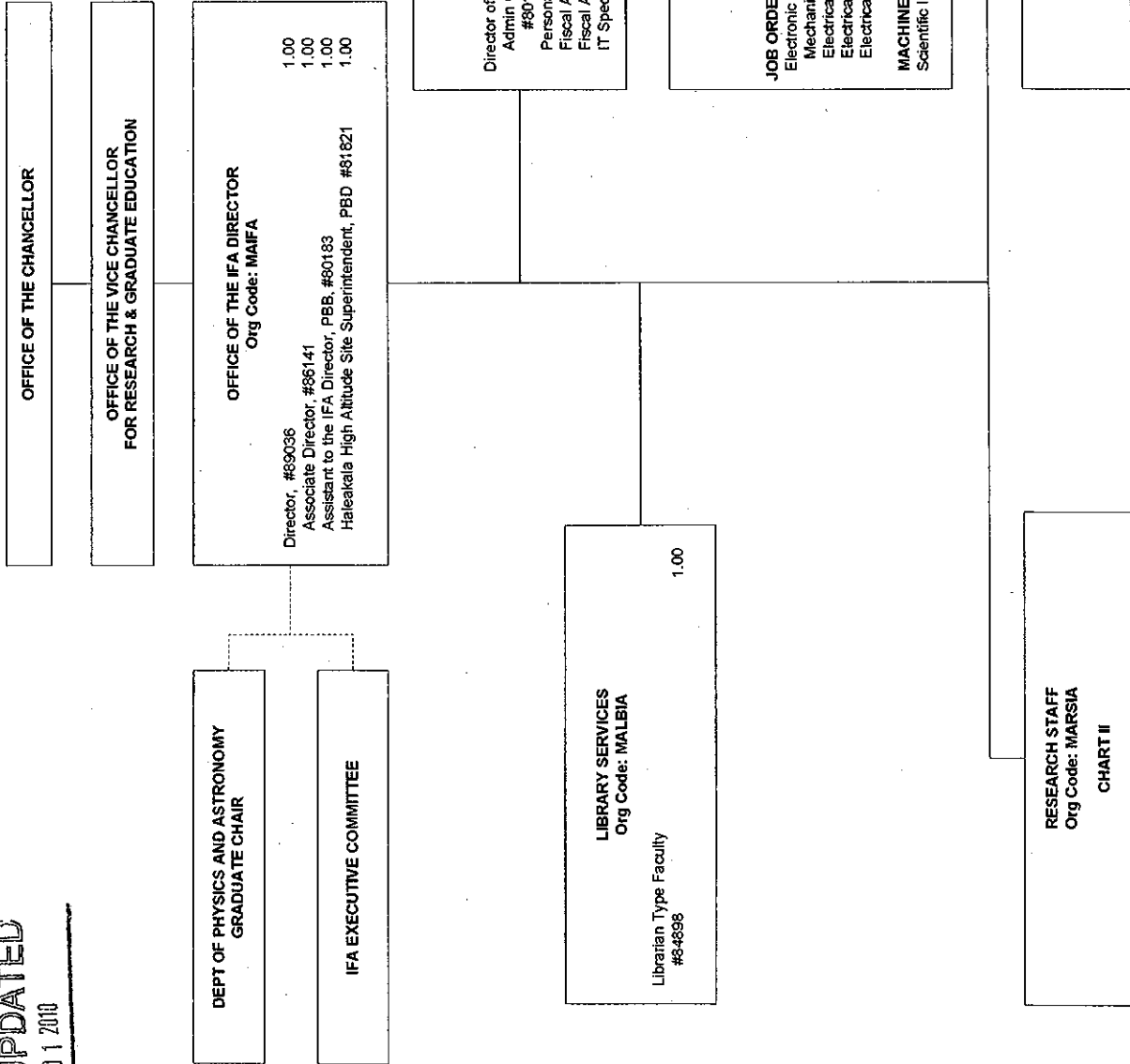


CHART UPDATED

JUL 01 2010

DATE

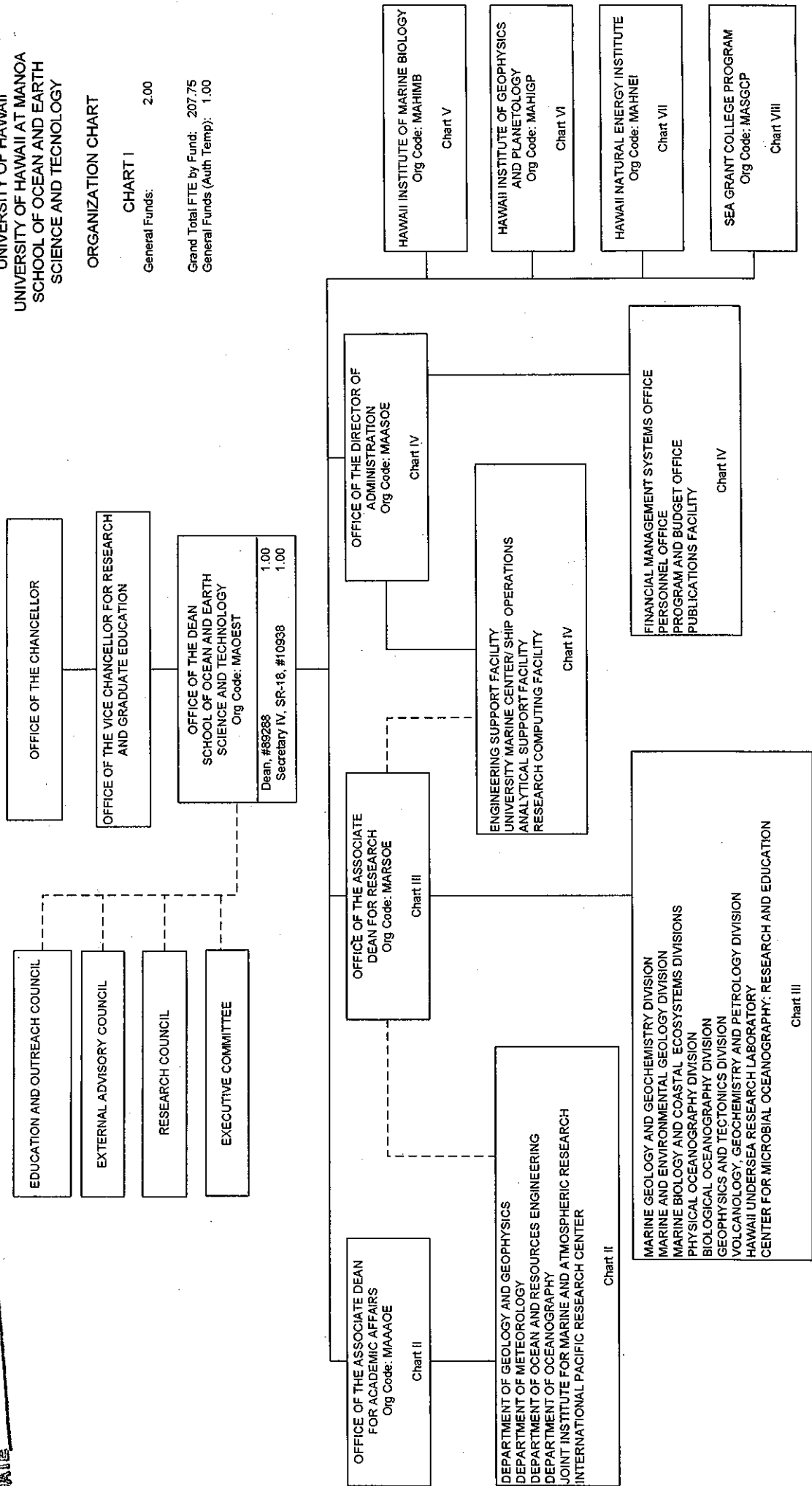
STATE OF HAWAII
 UNIVERSITY OF HAWAII
 UNIVERSITY OF HAWAII AT MANOA
 SCHOOL OF OCEAN AND EARTH
 SCIENCE AND TECHNOLOGY

ORGANIZATION CHART

CHART I

General Funds: 2.00

Grand Total FTE by Fund: 207.75
 General Funds (Auth Temp): 1.00



STATE OF HAWAII
 UNIVERSITY OF HAWAII
 UNIVERSITY OF HAWAII AT MĀNOA
 ENVIRONMENTAL HEALTH & SAFETY OFFICE
 ORGANIZATION CHART

General Funds: 22.00 FTE

OFFICE OF THE CHANCELLOR

OFFICE OF THE VICE CHANCELLOR FOR RESEARCH
 AND GRADUATE EDUCATION

ENVIRONMENTAL HEALTH AND SAFETY OFFICE
 Director's Office
 Org Code: MAEHSO
 Environmental Safety Specialist, PBD, #77255 1.00
 Secretary I, SR-12, #68726 1.00

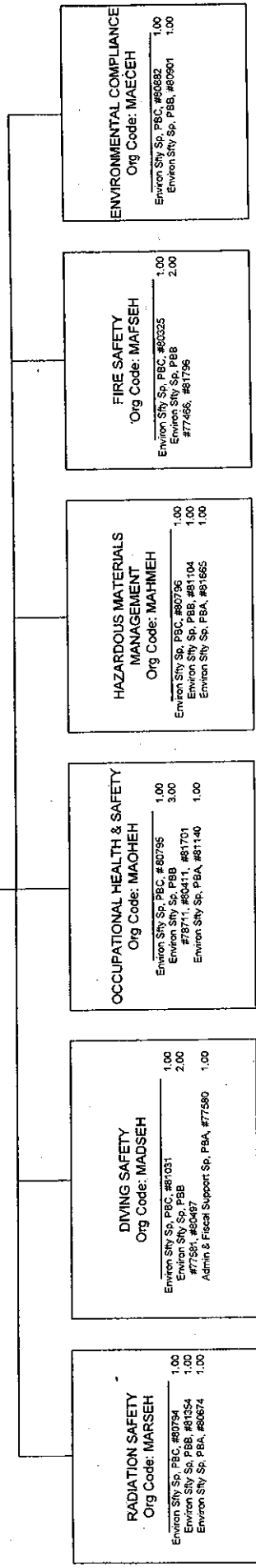
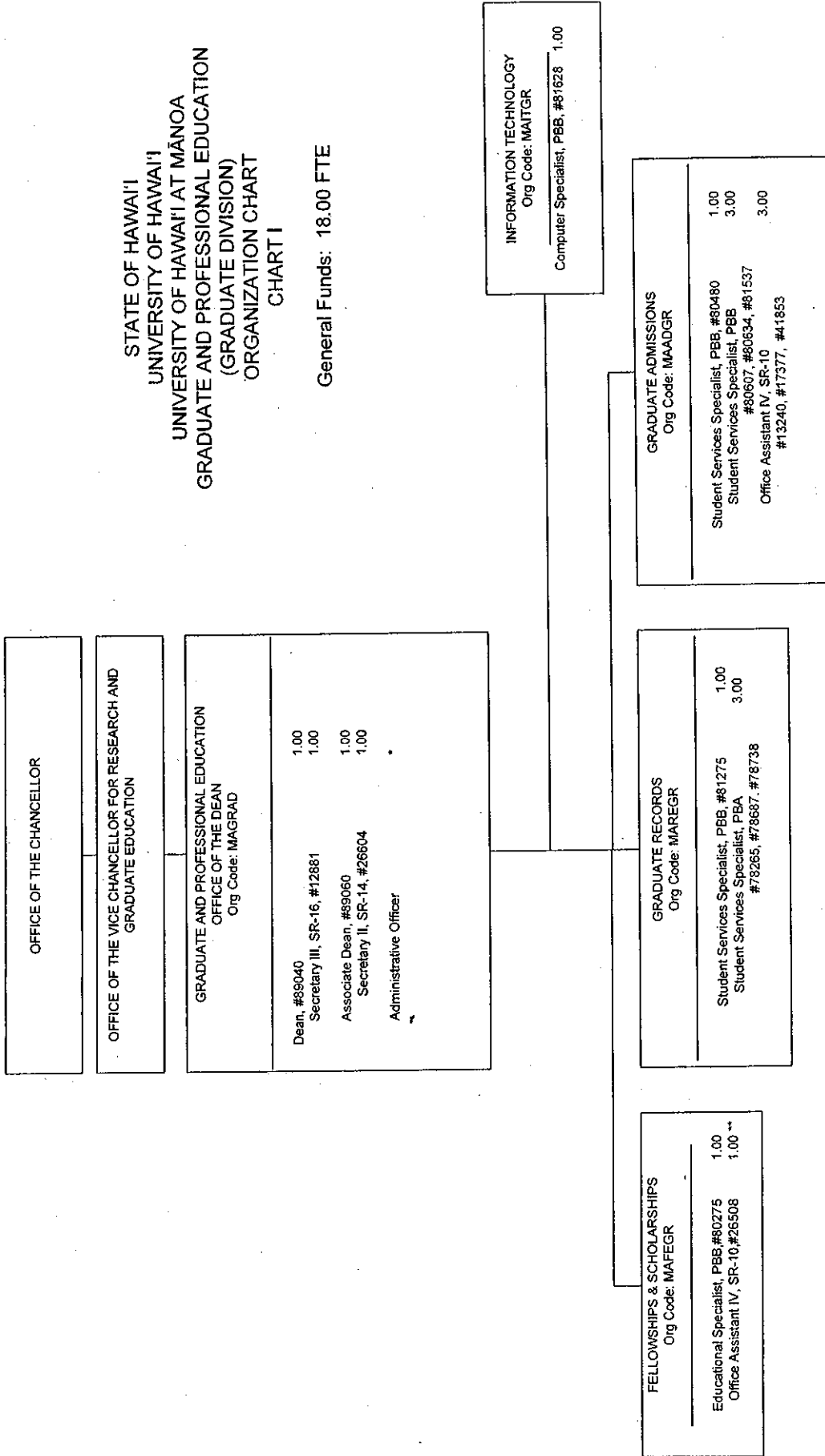


CHART UPDATED

DATE JUL 01 2010

STATE OF HAWAII
 UNIVERSITY OF HAWAII
 UNIVERSITY OF HAWAII AT MĀNOA
 GRADUATE AND PROFESSIONAL EDUCATION
 (GRADUATE DIVISION)
 ORGANIZATION CHART
 CHART I

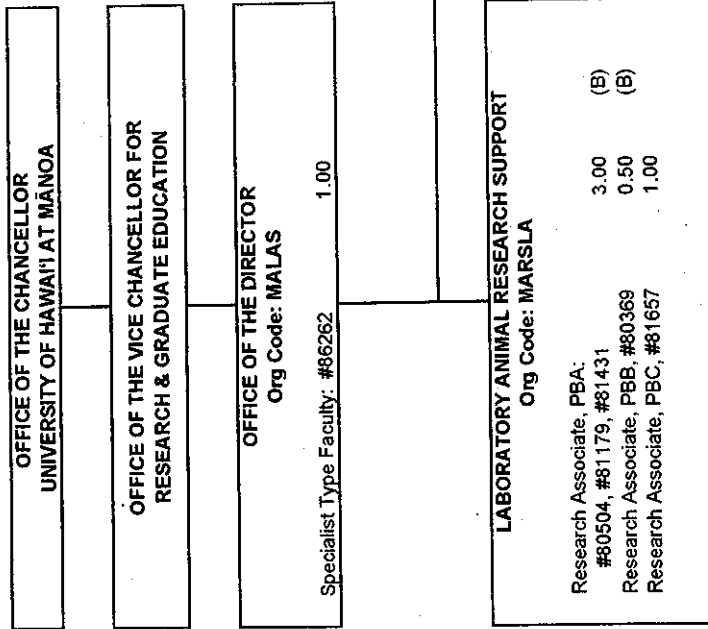
General Funds: 18.00 FTE



* Position Number and Count to be requested
 ** Position to be redescribed

DATE JUL 01 2010

University of Hawaii
 University of Hawaii at Manoa
 OFFICE OF THE VICE CHANCELLOR FOR
 RESEARCH & GRADUATE EDUCATION
 LABORATORY ANIMAL SERVICE
 ORGANIZATION CHART
 CHART I



GENERAL FUND FTE: 2.00

(B) SPECIAL FUND FTE: 4.50

GRAND TOTAL FTE: 6.50

CHART UPDATED

DATE JUL 1 2000

STATE OF HAWAII
 UNIVERSITY OF HAWAII AT MANOA
 OFFICE OF THE CHANCELLOR
 OFFICE OF THE VICE CHANCELLOR FOR
 RESEARCH AND GRADUATE EDUCATION

HAROLD L. LYON ARBORETUM
 ORGANIZATION CHART
 CHART I



Director, #89065	1.00
Admin & Fiscal Support Spec, PBA, #78796	1.00
Administrative Officer, PBB, #78036	1.00
Office Assistant III, SR-08, #900500	1.00
Assoc Professor, 14M9, #82954	1.00
Junior Researcher, R2M11, #86151	1.00
Junior Researcher, R2M11, #86152	1.00
Research Associate, PBB, #81584	1.00
Research Associate, PBA, #80331	1.00
Educational Specialist, PBB, #81934	1.00
Educ & Acad Supp Spec, PBA, #78619	1.00
Research Associate, PBA, #78035	1.00
Research Associate, PBA, #78548	1.00
Research Associate, PBA, #78549	1.00
Facilities Planner, PBB, #78037	1.00
Building Maintenance Worker 1, BC09, #22848	1.00
Research Associate, PBB, #78038	1.00
Research Associate, PBB, #78039	1.00
Agricultural Research Tech III, SR-11, #10081	1.00

CHART UPDATED
 JUL 01 2010
 DATE

GENERAL FUND POSITIONS 19.00
 Revised 06/09/2010

STATE OF HAWAII
 UNIVERSITY OF HAWAII
 UNIVERSITY OF HAWAII AT MANOA
 PACIFIC BIOSCIENCES RESEARCH CENTER
 ORGANIZATION CHART
 CHART I

General Funds: 42.90 FTE

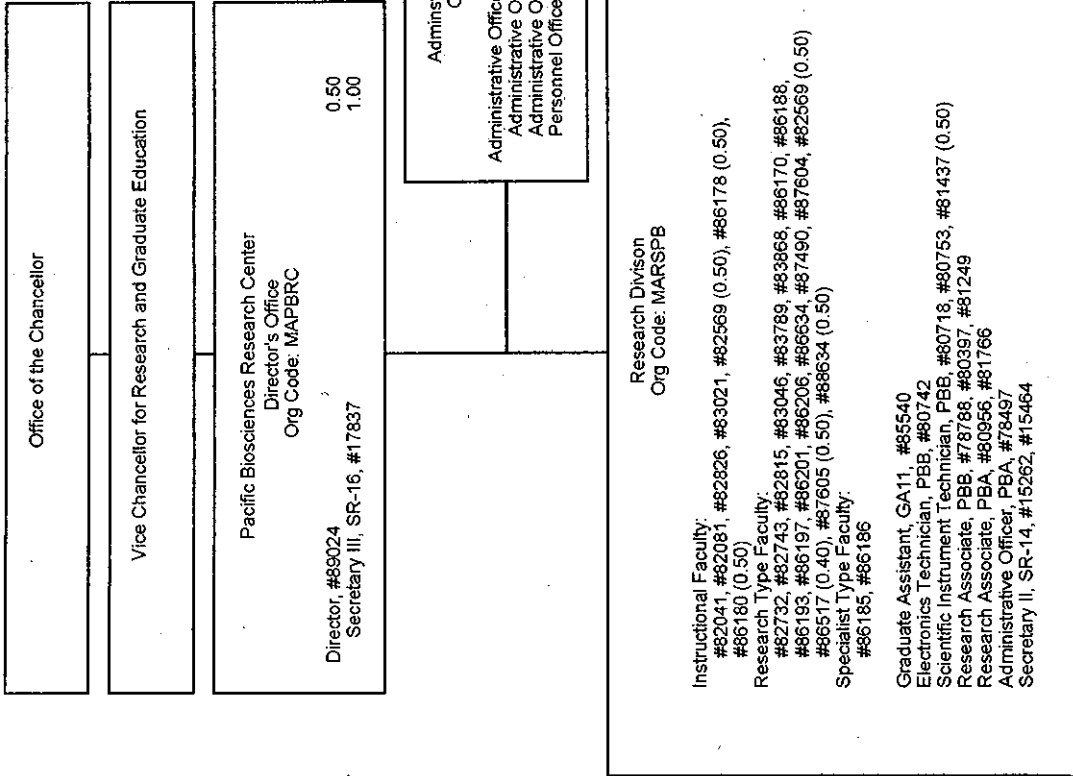


CHART UPDATED

DATE JUL 01 1988

STATE OF Hawaii
 UNIVERSITY OF Hawaii
 UNIVERSITY OF Hawaii at MANOA
 OFFICE OF THE VICE CHANCELLOR FOR RESEARCH
 AND GRADUATE EDUCATION
 Waikiki AQUARIUM
 ORGANIZATION CHART
 CHART 1

GENERAL FUNDS 12.00

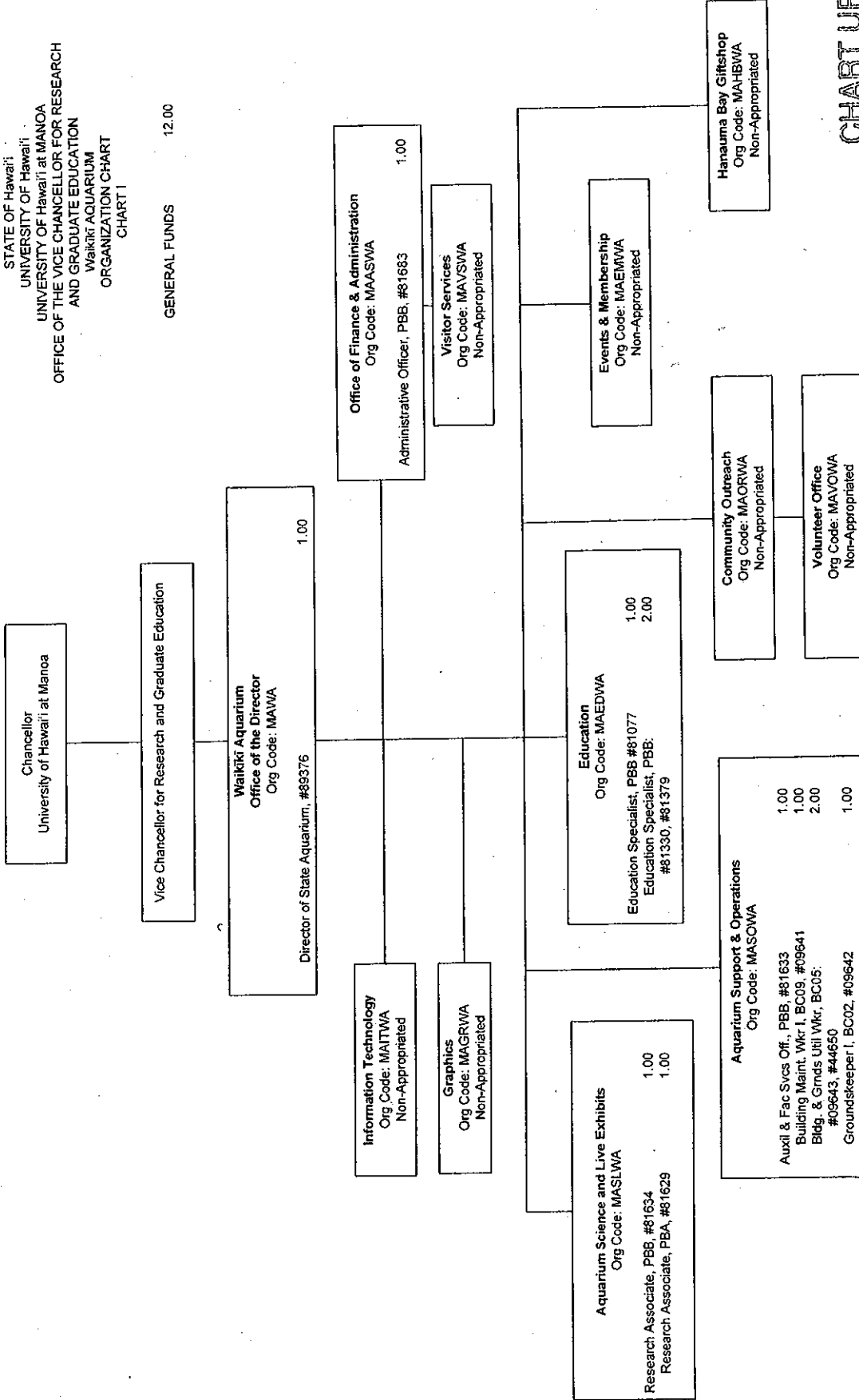


CHART UPDATED

DATE JUL 01 2010

STATE OF HAWAII
 UNIVERSITY OF HAWAII
 UNIVERSITY OF HAWAII AT MANOA
 WATER RESOURCES RESEARCH CENTER
 ORGANIZATION CHART
 CHART I

GENERAL FUND FTE: 13.50

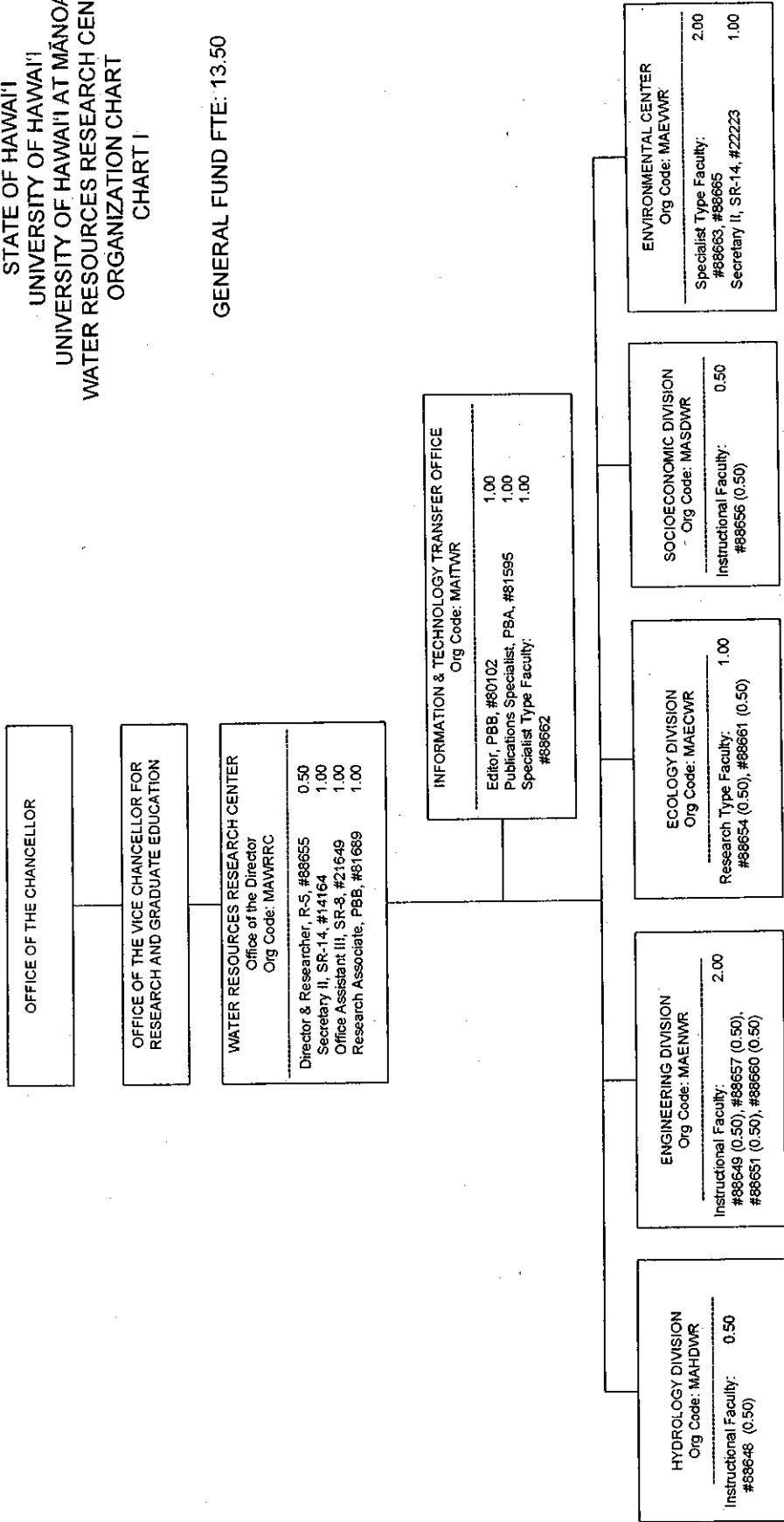


CHART UPDATED

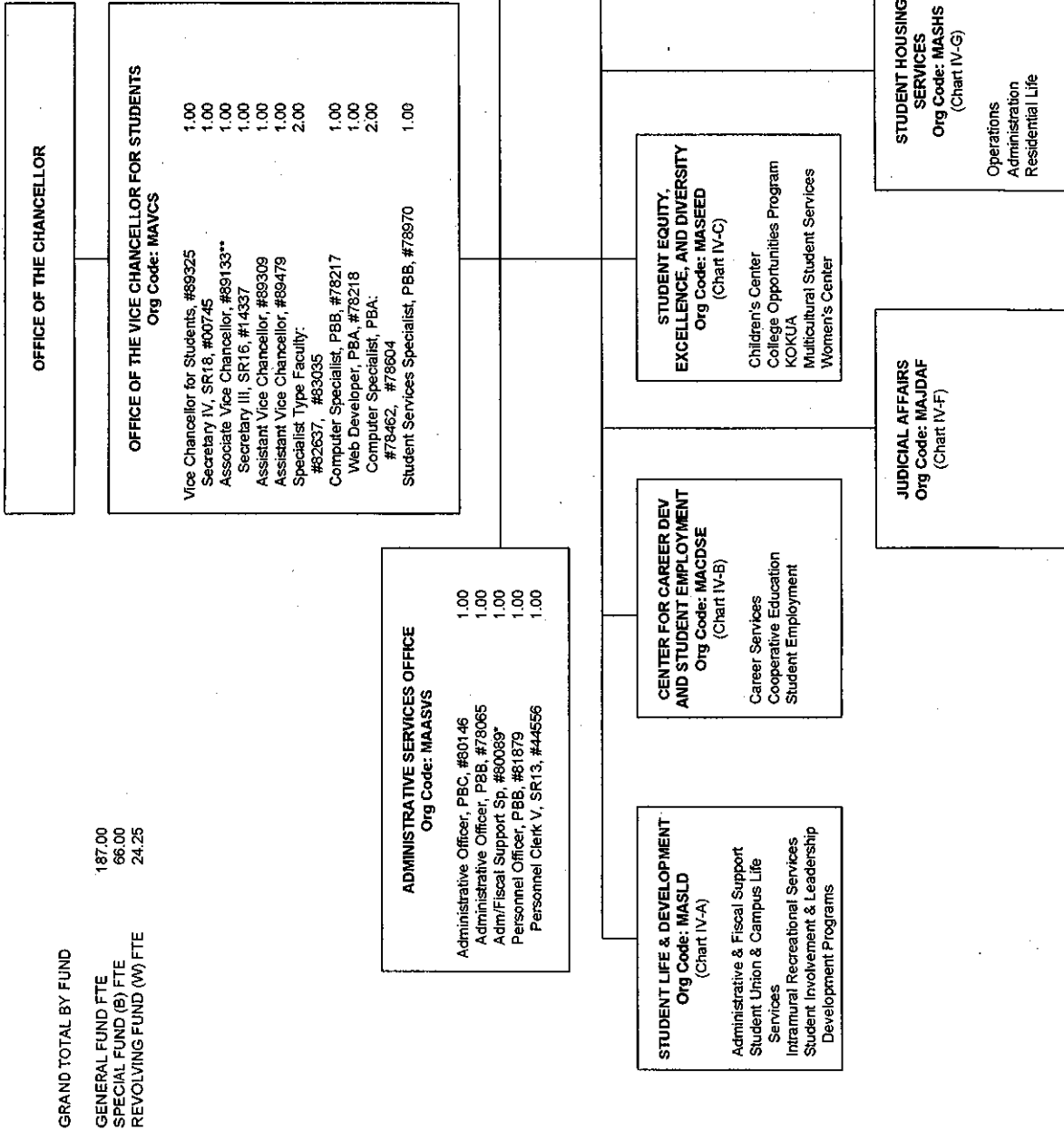
DATE JUL 01 2010

STATE OF HAWAII
UNIVERSITY OF HAWAII
OFFICE OF THE VICE CHANCELLOR
FOR STUDENTS

ORGANIZATIONAL CHART
CHART IV

GENERAL FUND FTE 18.00

*New, position number. Redescription pending.
**Also serves as Enrollment Management and Director



GRAND TOTAL BY FUND


GENERAL FUND FTE 187.00

SPECIAL FUND (B) FTE 66.00

REVOLVING FUND (W) FTE 24.25

CHART UPDATED

DATE JUL 01 2010



STATE OF HAWAII
 UNIVERSITY OF HAWAII
 UNIVERSITY OF HAWAII AT HILO
 POSITION ORGANIZATION CHART
 CHART I

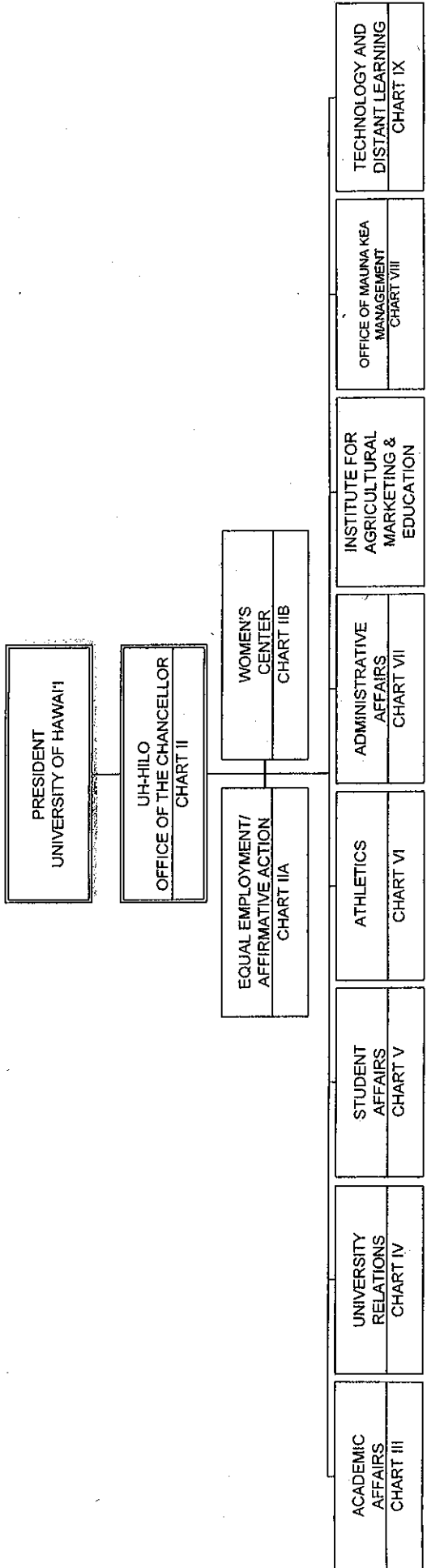


CHART UPDATED
 DATE JUL 01 2010

STATE OF HAWAII
 UNIVERSITY OF HAWAII
 UNIVERSITY OF HAWAII AT HILO
 ACADEMIC AFFAIRS
 POSITION ORGANIZATION CHART
 CHART III

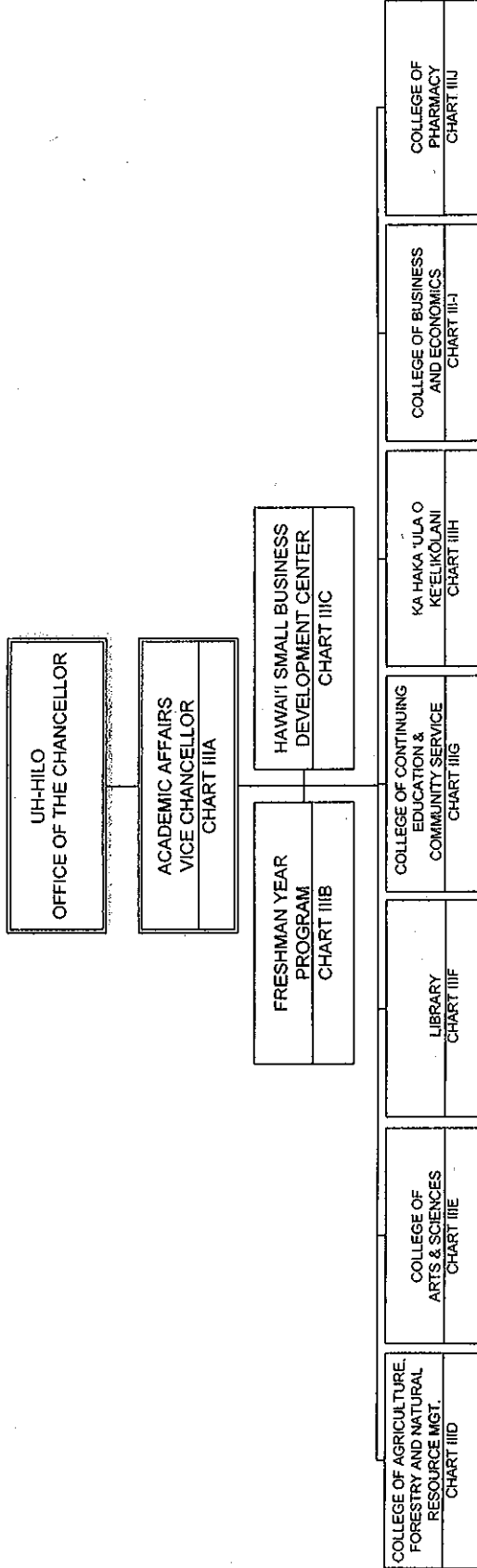


CHART UPDATED

DATE JUL 01 2000

STATE OF HAWAII
 UNIVERSITY OF HAWAII
 UNIVERSITY OF HAWAII AT HILO
 ADMINISTRATIVE AFFAIRS
 POSITION ORGANIZATION CHART
 CHART VII

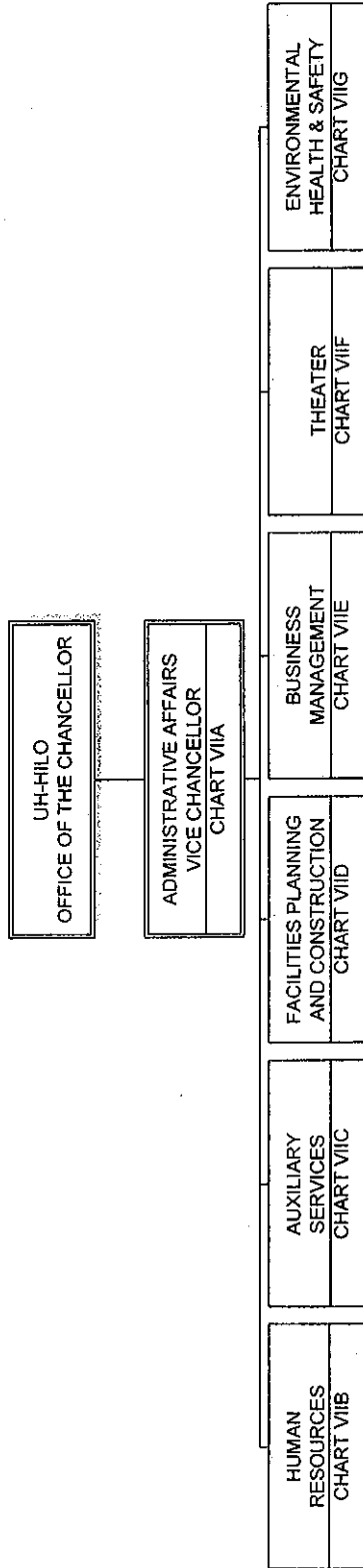


CHART UPDATED

DATE JUL 01 2000

STATE OF HAWAII
 UNIVERSITY OF HAWAII
 UNIVERSITY OF HAWAII AT HILO
 STUDENT AFFAIRS
 POSITION ORGANIZATION CHART
 CHART V

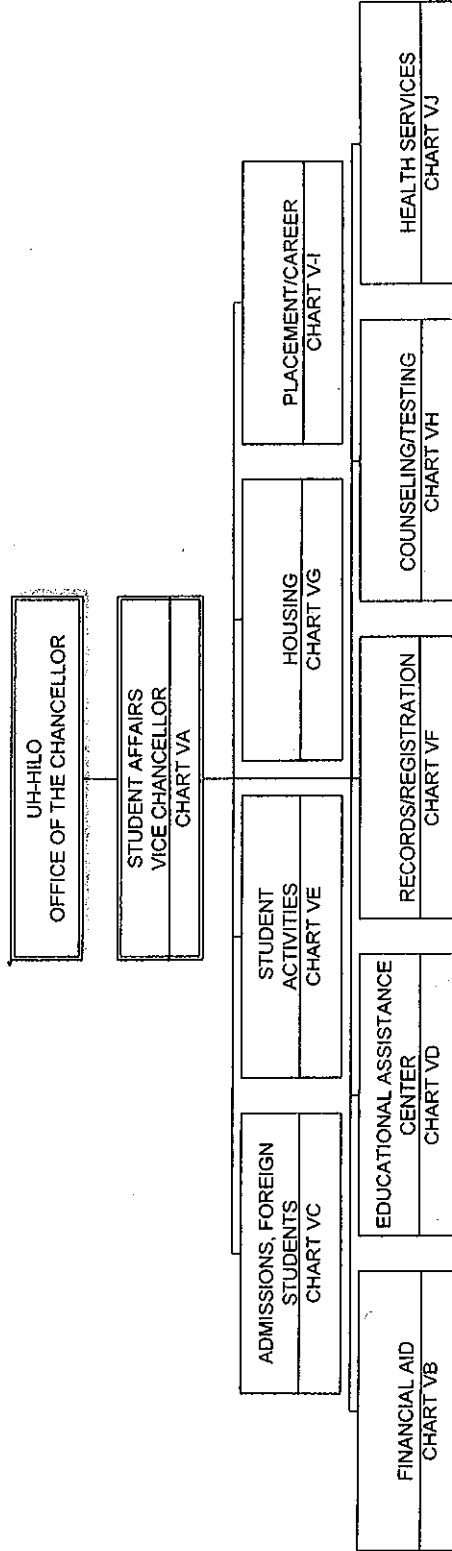


CHART UPDATED

DATE JUL 01 2000

STATE OF HAWAII
 UNIVERSITY OF HAWAII
 UNIVERSITY OF HAWAII AT HILO
 OFFICE OF MAUNA KEA MANAGEMENT
 POSITION ORGANIZATION CHART
 CHART VIII

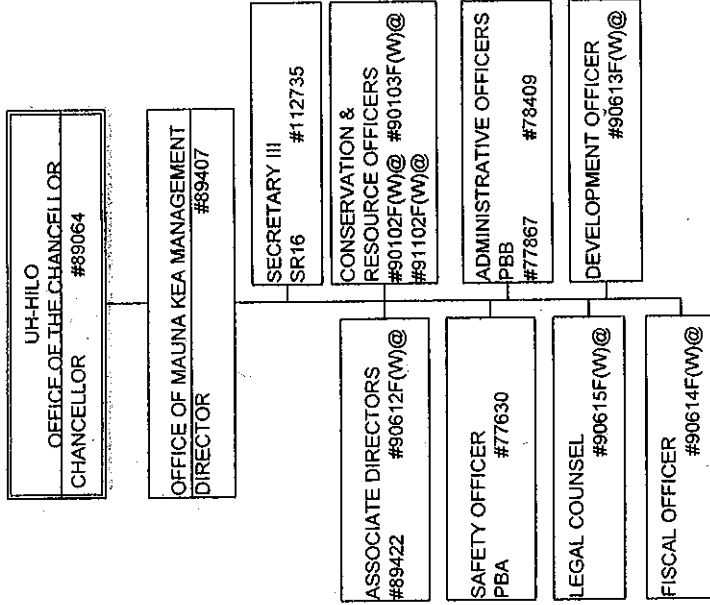


CHART UPDATED

DATE JUL 01 2010

STATE OF HAWAII
 UNIVERSITY OF HAWAII
 UNIVERSITY OF HAWAII AT HILO
 OFFICE OF UNIVERSITY RELATIONS
 POSITION ORGANIZATION CHART
 CHART IV

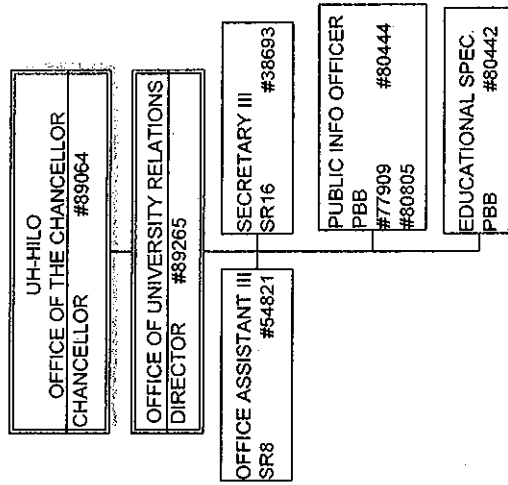


CHART UPDATED

DATE JUL 01 2010

STATE OF HAWAII
 UNIVERSITY OF HAWAII
 UNIVERSITY OF HAWAII AT HILO
 OFFICE OF TECHNOLOGY AND DISTANCE LEARNING
 POSITION ORGANIZATION CHART
 CHART IX

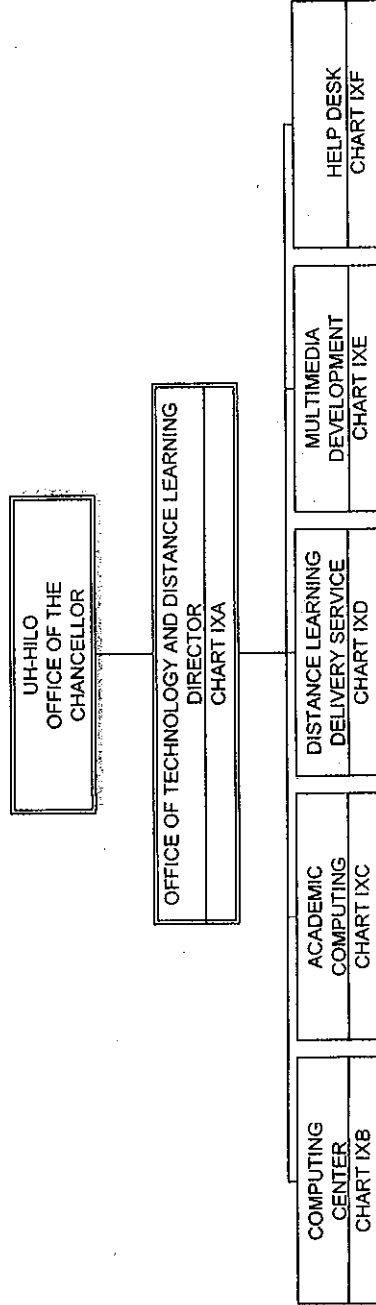
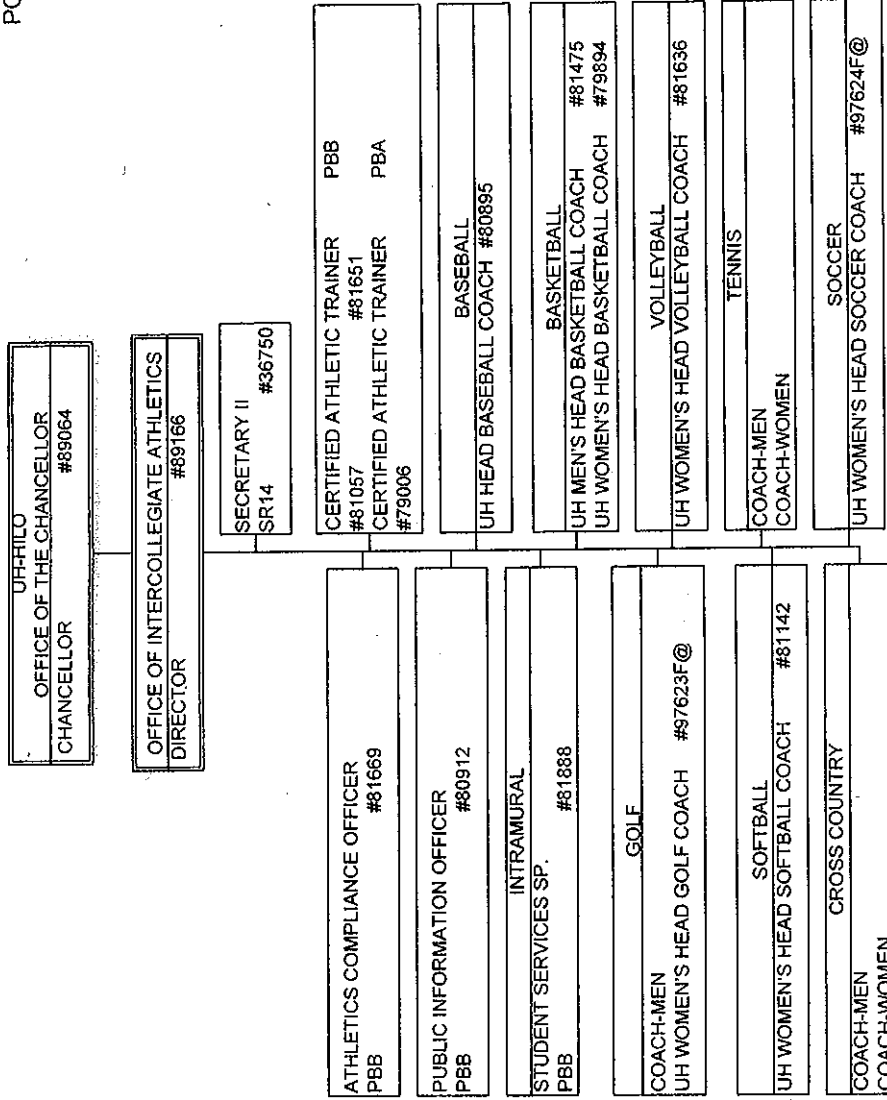


CHART UPDATED

DATE JUL 01 2010


STATE OF HAWAII
 UNIVERSITY OF HAWAII
 UNIVERSITY OF HAWAII AT HILO
 OFFICE OF INTERCOLLEGIATE ATHLETICS
 POSITION ORGANIZATION CHART
 CHART VI



@ Pending Establishment

CHART UPDATED

DATE JUL 01 2010



State of Hawai'i
University of Hawai'i
University of Hawai'i - West O'ahu

Position Organization Chart

Chart I

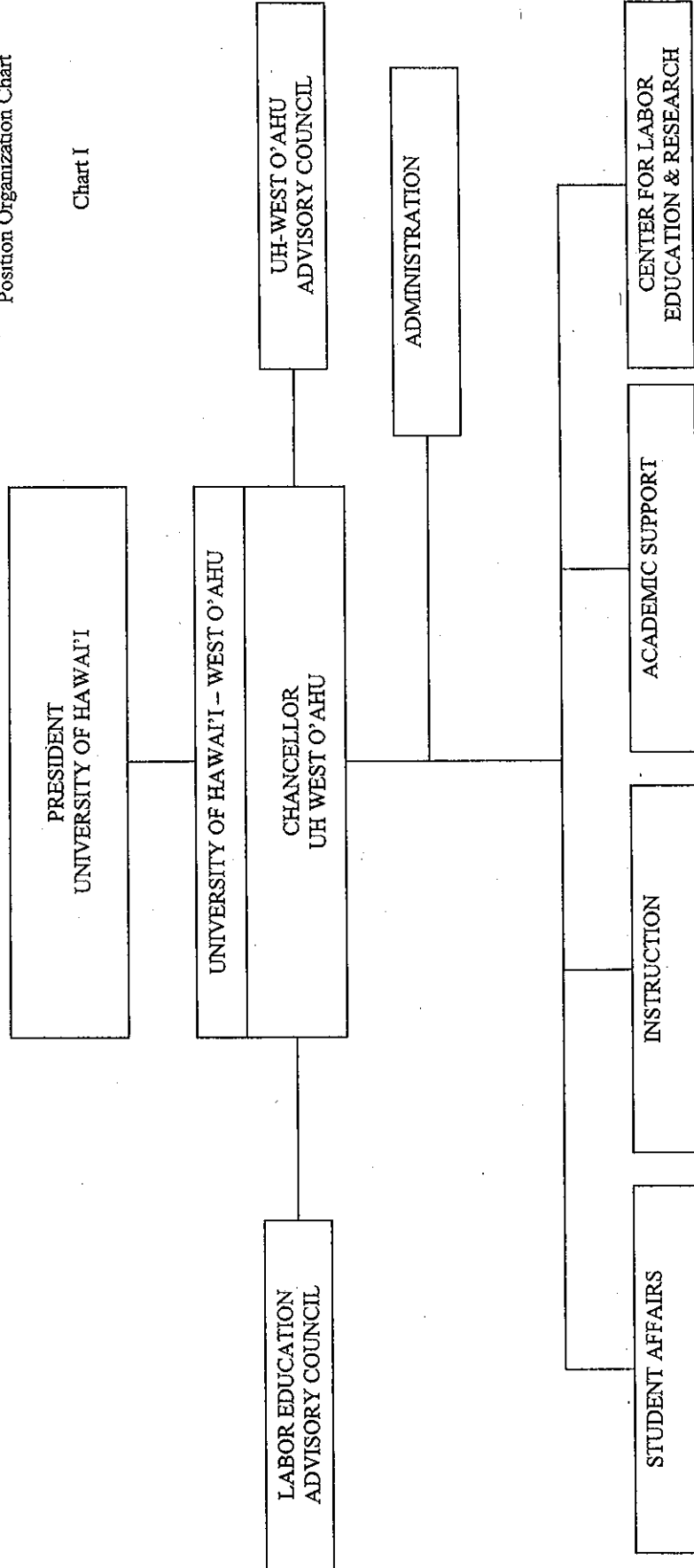


CHART UPDATED
DATE JUL 01 2010

State of Hawai'i
 University of Hawai'i
 University of Hawai'i - West O'ahu
 Office of the Chancellor

Position Organization Chart

Chart II

General Funds 5.00

*Special Funds 1.00 (Temporary)

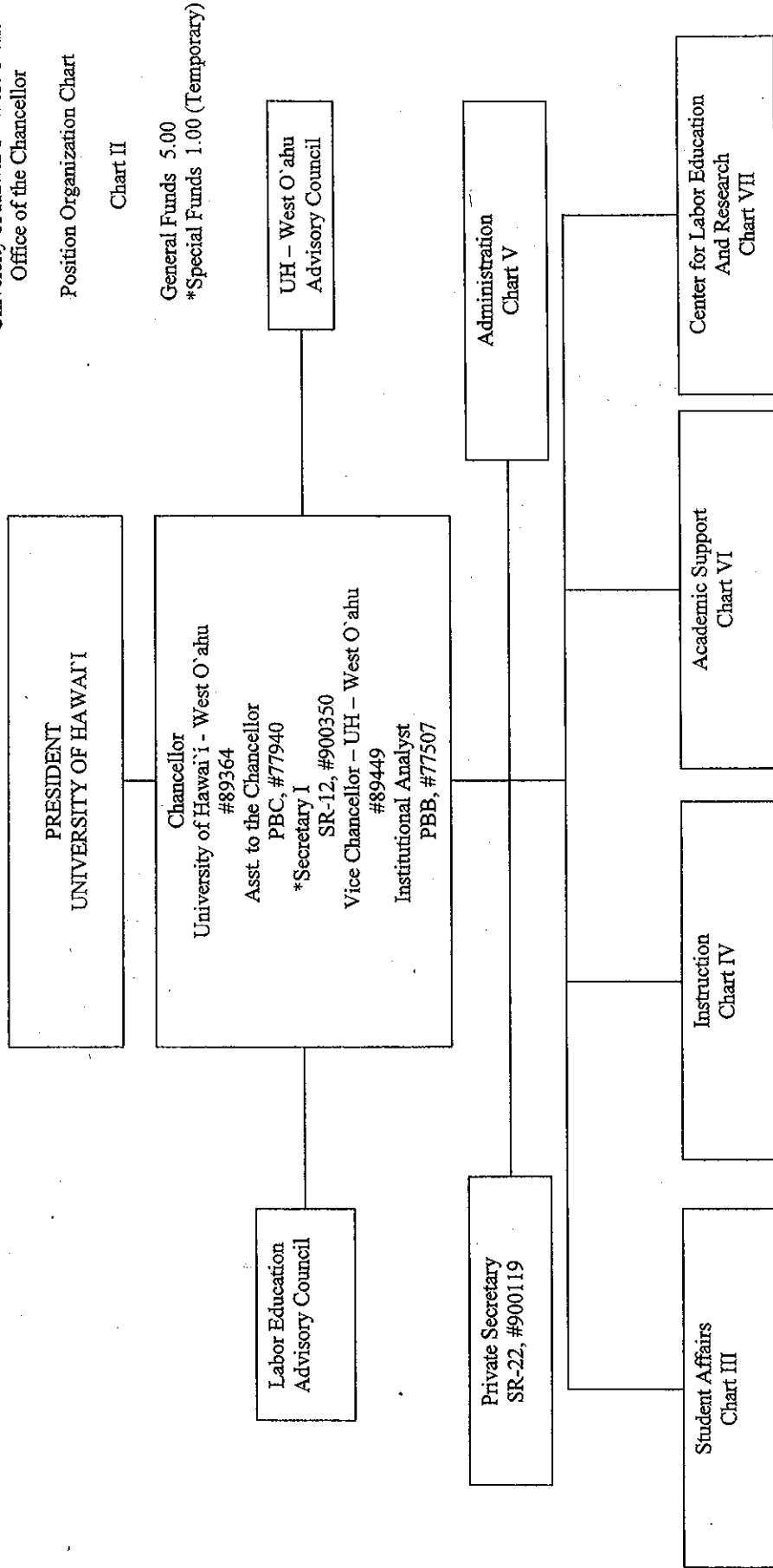


CHART UPDATED
 JUL 17 2011

DATE

State of Hawai'i
 University of Hawai'i
 University of Hawai'i - West O'ahu
 Student Affairs

STUDENT AFFAIRS
 Vice Chancellor
 #89292

Position Organization Chart

Chart III

General Funds 18.00

Secretary II
 SR-14, #26912
 Clerk III
 SR-08, #49249, #900327
 Information Tech Spec.
 PBB, #81573
 Information Tech Spec.
 PBB, # 78495

Student Services Spec.
 PBB, #81024
 Student Services Spec.
 PBB, #78376

Student Services Spec.
 PBC, #78469
 Student Services Spec.
 PBB, #78127, #78482, #78483
 Student Services Spec.
 PBA, #78671

Student Services Spec.
 PBB, #78125
 Student Services Spec.
 PBB, #78126

Student Services Spec.
 PBB, #77506
 Student Services Spec.
 PBB, #78484, 78485

CHART UPDATED
 JUL 01 2013
 DATE

State of Hawai'i
 University of Hawai'i
 University of Hawai'i - West O'ahu
 Instruction

Position Organization Chart

Chart IV

General Funds 48.00
 **Special Funds 5.00 (Temporary)

INSTRUCTION
*Chancellor UH West O'ahu #89364

Clerk Typist III SR-10, #50001 Academic Program Off #89494

Instructional Faculty - 51.00	
#76253	#76254
#76259	#76260
#76266	#76267
#76273	#76274
#83496	#83758
#85438	#85439
#88825	#88826
#88831	#88832
#88840T**	#88841T**
#76255	#76256
#76261	#76262
#76268	#76269
#76275	#82230
#83962	#84165
#86688	#87445
#88827	#88828
#88833	#88834
#76251T(.50)**	#76252T(.50)**
#76257	#76258
#76264	#76265
#76271	#76272
#82650	#82656
#84246	#84676
#88823	#88824
#88829	#88830
#88837T**	#88838T**

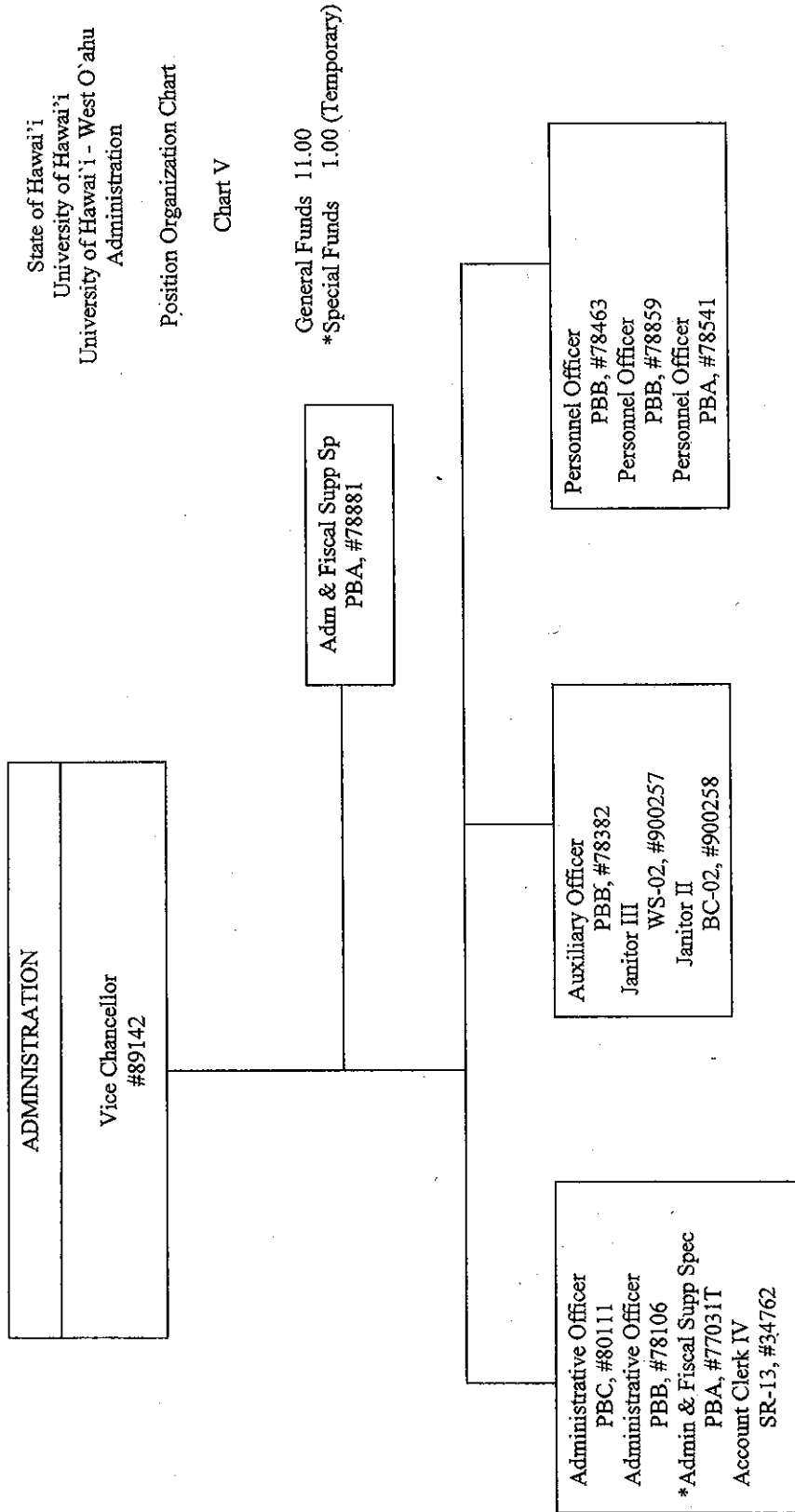
*Position count not included on this page

CHART UPDATED
 JUL 01 2000
 DATE

State of Hawai'i
 University of Hawai'i
 University of Hawai'i - West O'ahu
 Administration

Position Organization Chart

Chart V



General Funds 11.00
 *Special Funds 1.00 (Temporary)

CHART UPDATED

JUL 01 2010

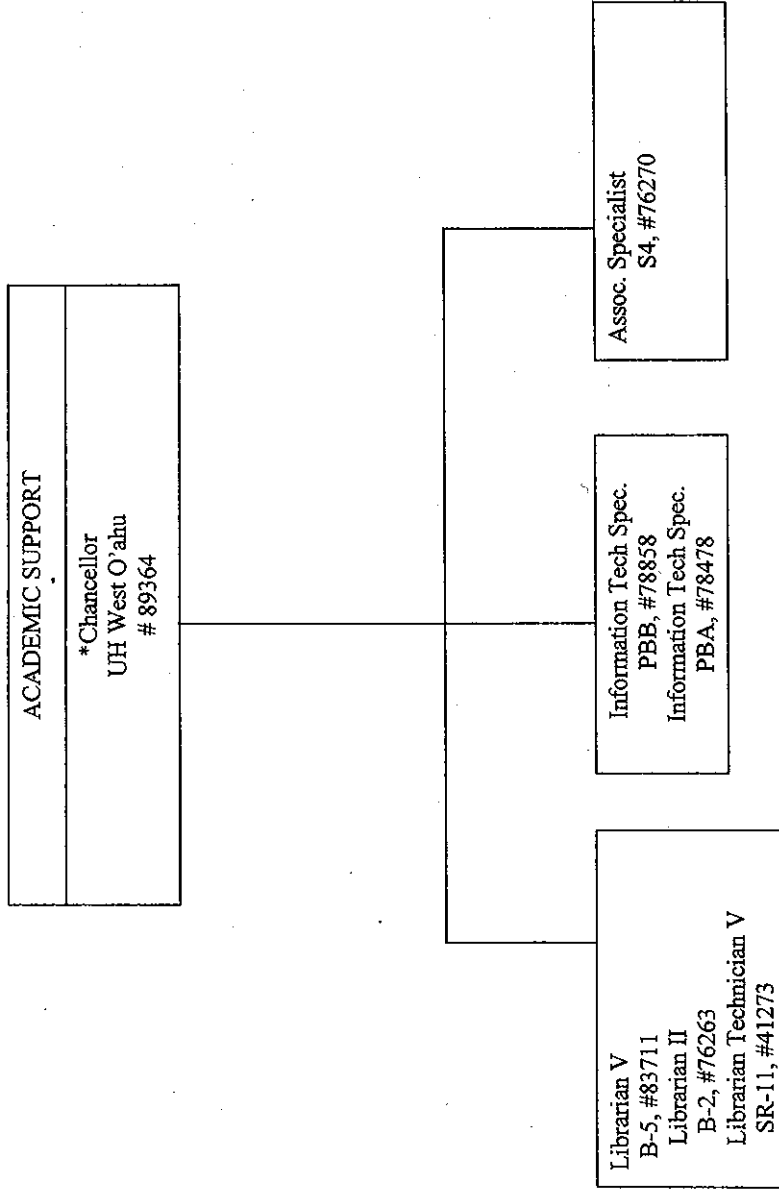
DATE

State of Hawai'i
 University of Hawai'i
 University of Hawai'i - West O'ahu
 Academic Support

Position Organization Chart

Chart VI

General Funds 6.00



* Position count not included on this page.

CHART UPDATED

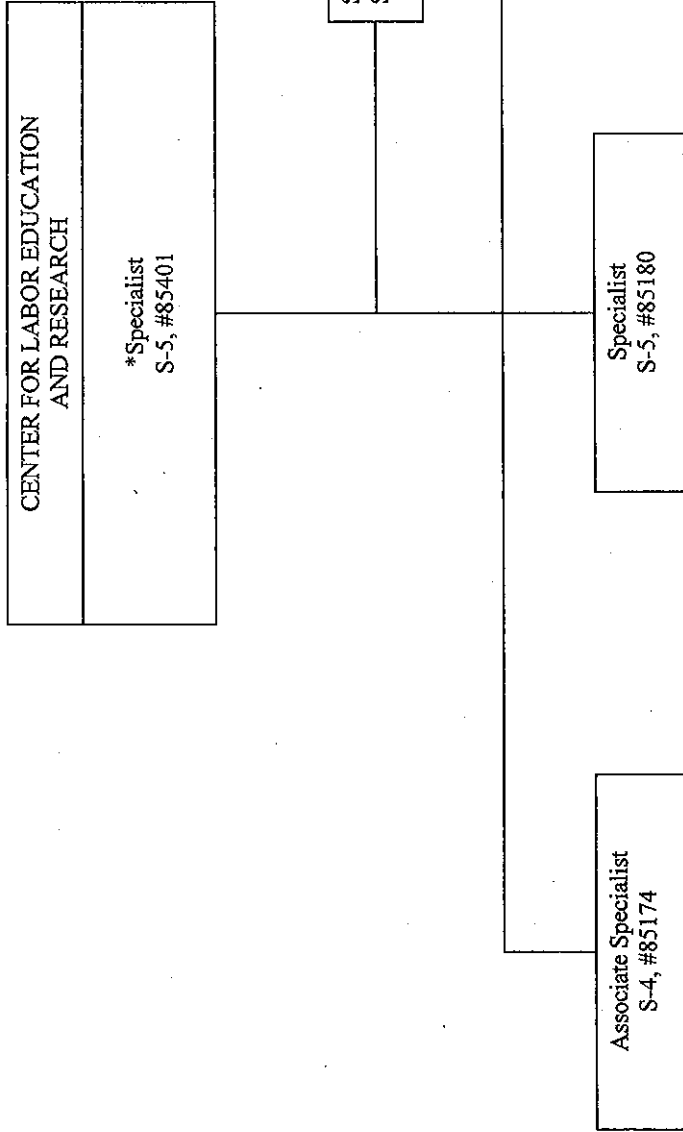
DATE JUL 01 2010

State of Hawai'i
 University of Hawai'i
 University of Hawai'i - West O'ahu
 Center for Labor Education and Research

Position Organization Chart

Chart VII

General Funds 5.00



*Director

CHART UPDATED

DATE JUL 01 2008



STATE OF HAWAII
 UNIVERSITY OF HAWAII
 SYSTEMWIDE ADMINISTRATION
 VICE PRESIDENT FOR
 COMMUNITY COLLEGES

POSITION ORGANIZATION CHART
 CHART I

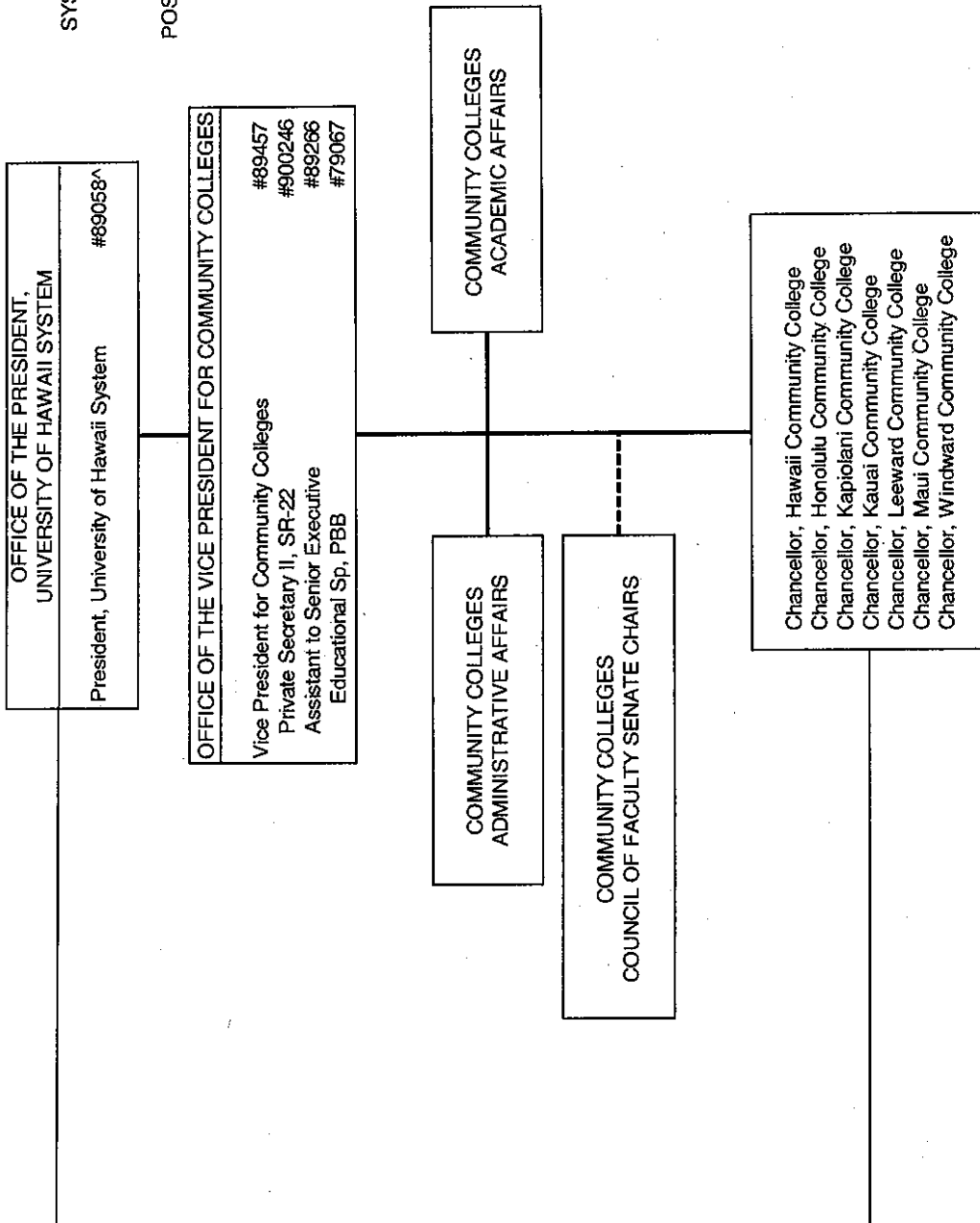


CHART UPDATED
 JUL 01 2016

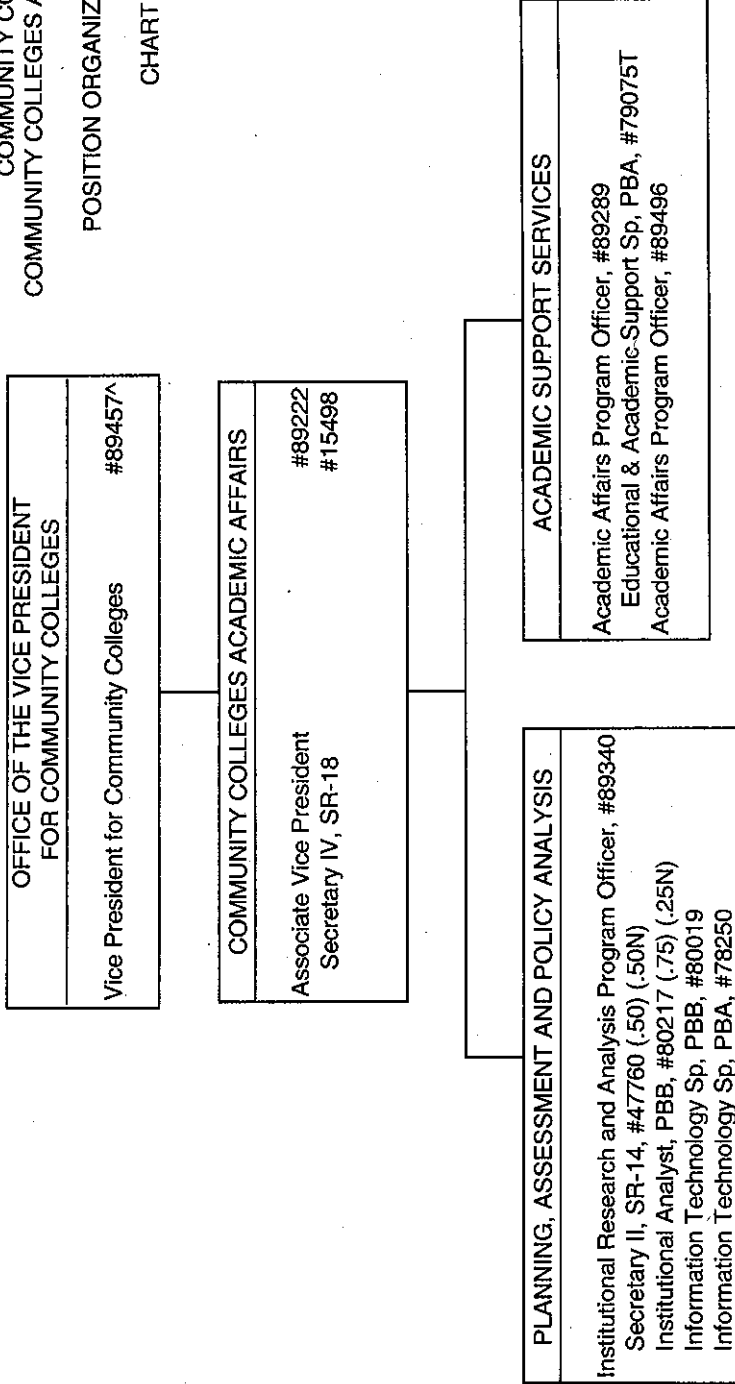
DATE

^Excluded from position count

STATE OF HAWAII
 UNIVERSITY OF HAWAII
 SYSTEMWIDE ADMINISTRATION
 VICE PRESIDENT FOR
 COMMUNITY COLLEGES
 COMMUNITY COLLEGES ACADEMIC AFFAIRS

POSITION ORGANIZATION CHART

CHART II



PERM 8.25
 TEMP 1.00

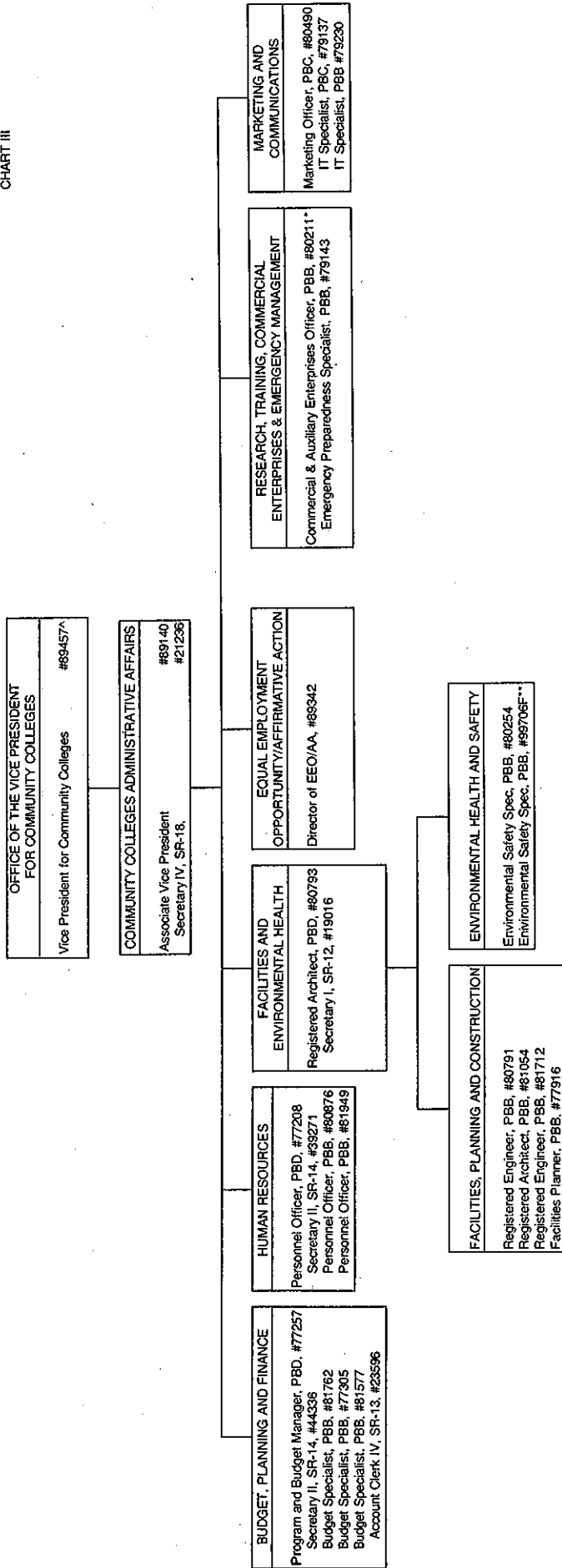
GENERAL FUND
 FEDERAL FUNDS

CHART UPDATED
 DATE JUL 01 2010

^Excluded from position count

STATE OF HAWAII
 UNIVERSITY OF HAWAII
 SYSTEMWIDE ADMINISTRATION
 VICE PRESIDENT FOR
 COMMUNITY COLLEGES
 COMMUNITY COLLEGES ADMINISTRATIVE AFFAIRS
 POSITION ORGANIZATION CHART

CHART III

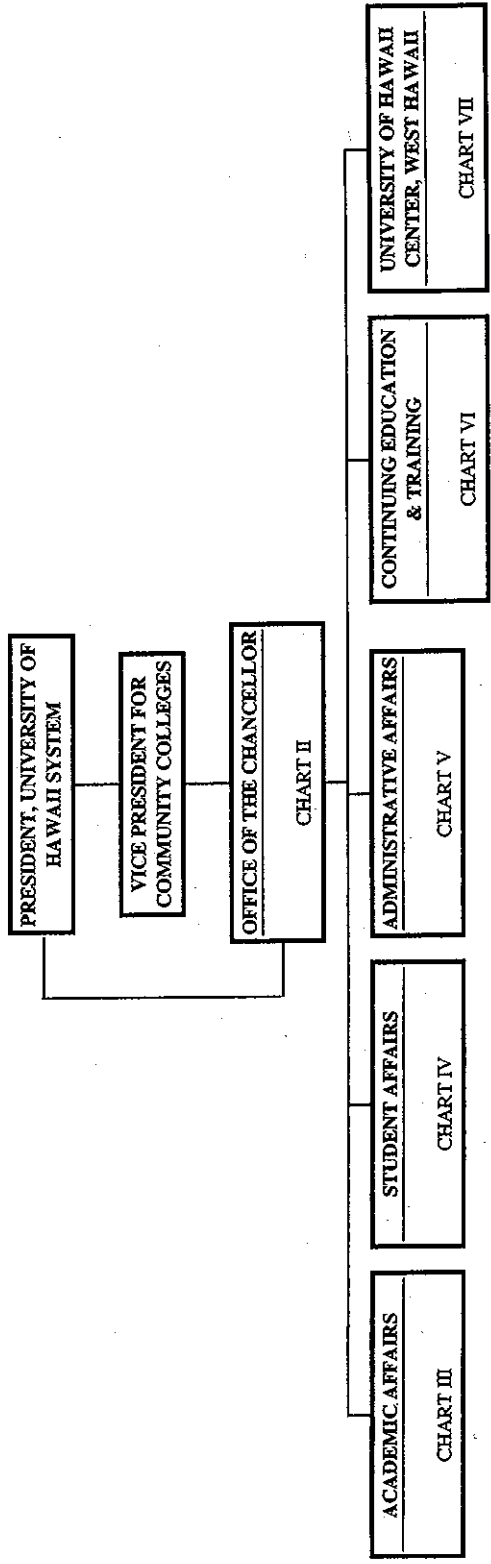


^ Excluded from position count
 * Position to be re-described
 ** Position to be established

STATE OF HAWAII
 UNIVERSITY OF HAWAII
 HAWAII COMMUNITY COLLEGE

Organization Chart

Chart I



	Perm	Temp
General Fund	220.00	5.00
(B) Special Funds	1.00	

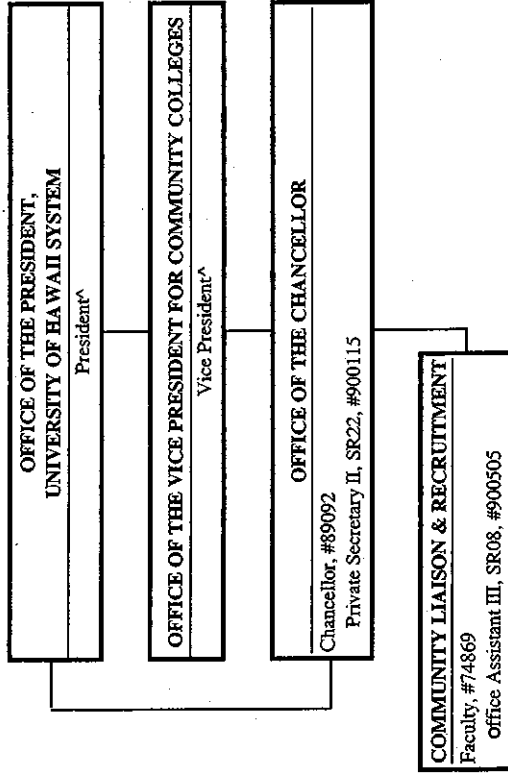
CHART UPDATED

DATE JUL 11 2018

STATE OF HAWAII
 UNIVERSITY OF HAWAII
 HAWAII COMMUNITY COLLEGE
 OFFICE OF THE CHANCELLOR

Position Organization Chart

Chart II



Perm
 General Fund 4.00

CHART UPDATED

JUL 01 2010

DATE

^ Excluded from position count this chart

STATE OF HAWAII
 UNIVERSITY OF HAWAII
 HAWAII COMMUNITY COLLEGE
 ACADEMIC AFFAIRS

Position Organization Chart

Chart III

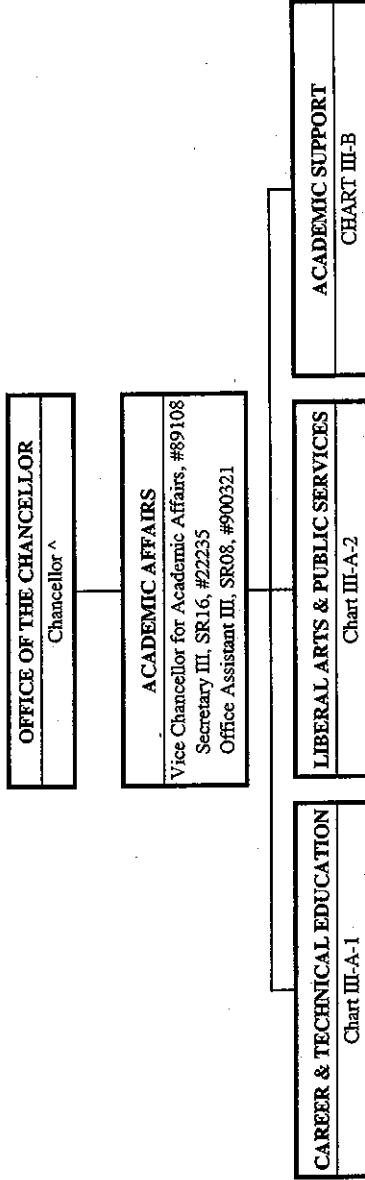


CHART UPDATED
 DATE JUL 01 2010

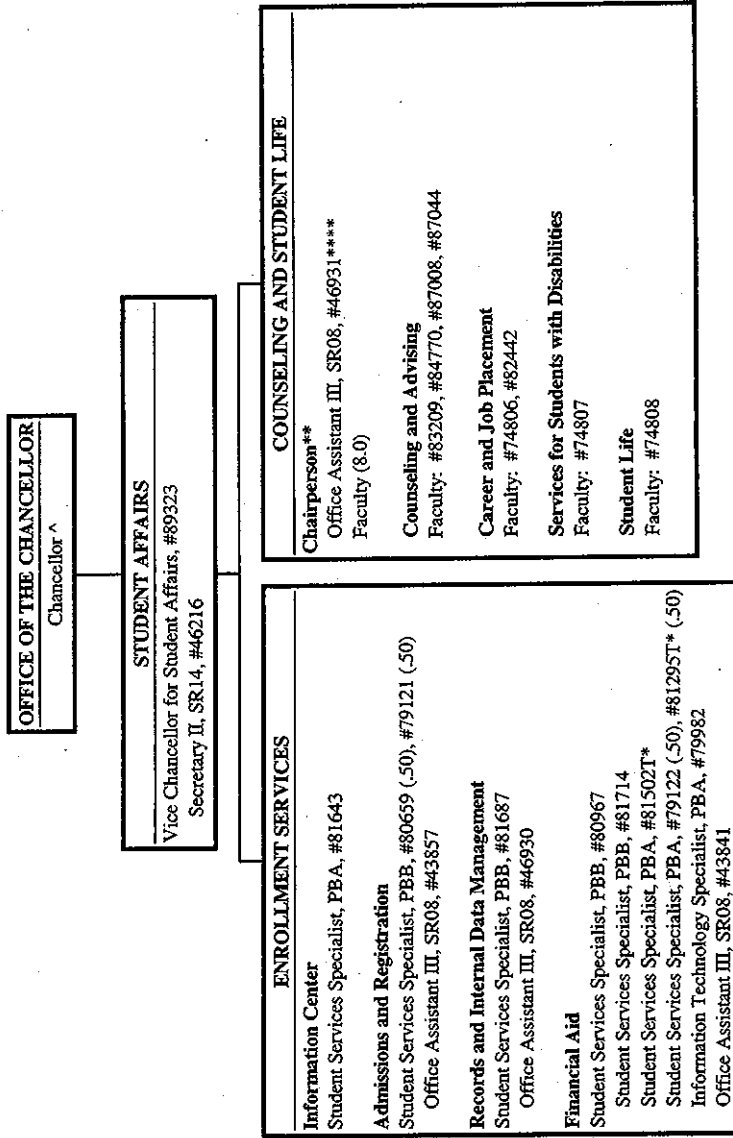
General Fund 3.00
 Perm

^ Excluded from position count this chart

STATE OF HAWAII
 UNIVERSITY OF HAWAII
 HAWAII COMMUNITY COLLEGE
 STUDENT AFFAIRS

Position Organization Chart

Chart IV



^ Excluded from position count this chart

* Temporary Position

**Chairperson is appointed from among faculty positions within the dept

**** Clerk, Typist reports to the senior faculty of Counseling & Student Life

Perm 20.50
 Temp 1.50
 General Fund

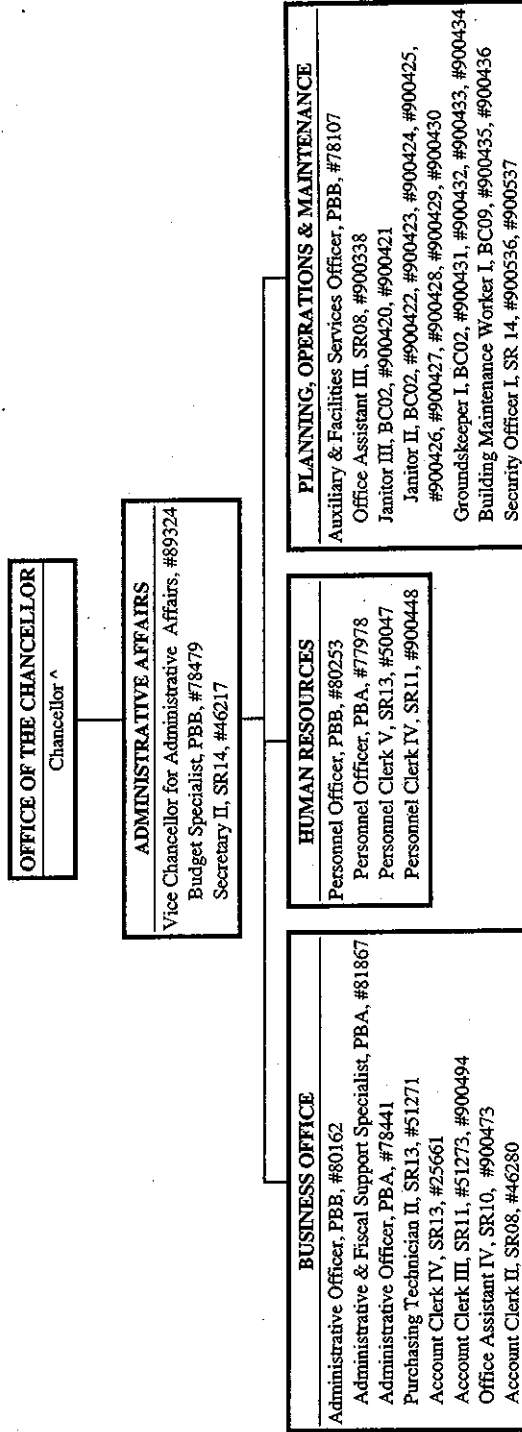
CHART UPDATED

DATE JUL 01 2010

STATE OF HAWAII
 UNIVERSITY OF HAWAII
 HAWAII COMMUNITY COLLEGE
 ADMINISTRATIVE AFFAIRS

Position Organization Chart

Chart V



Perm
 General Fund 37.00

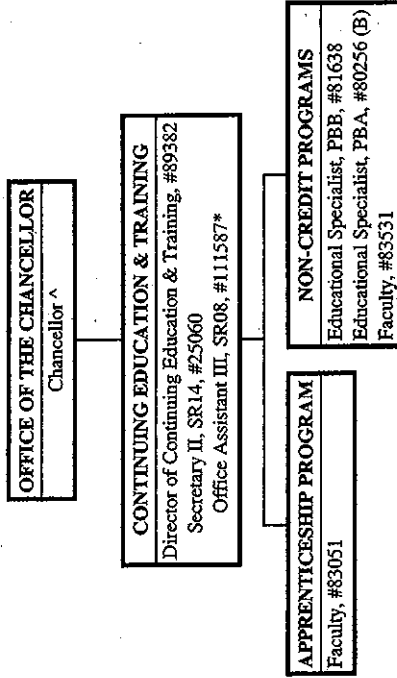
CHART UPDATED
 DATE JUL 01 2006

^ Excluded from position count this chart
 \$ To be established

STATE OF HAWAII
 UNIVERSITY OF HAWAII
 HAWAII COMMUNITY COLLEGE
 CONTINUING EDUCATION & TRAINING

Position Organization Chart

Chart VI



Perm 5.00
 General Fund
 Temp 1.00
 (B) Special Funds 1.00

CHART UPDATED

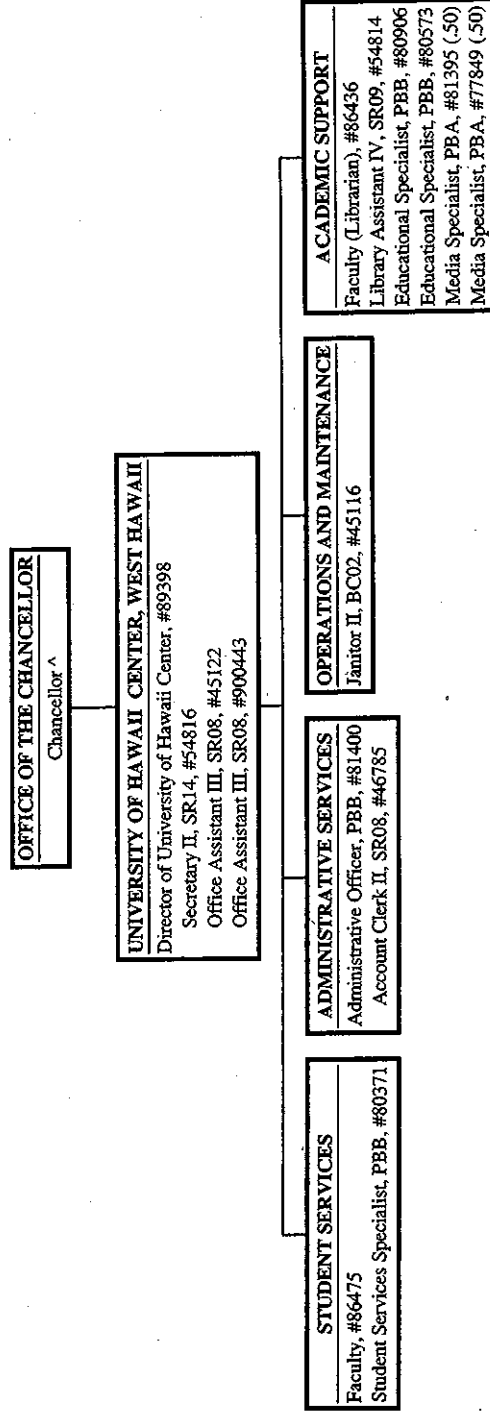
DATE 11/1/88

^ Excluded from position count this chart
 * Temporary Position

STATE OF HAWAII
 UNIVERSITY OF HAWAII
 HAWAII COMMUNITY COLLEGE
 UNIVERSITY OF HAWAII CENTER, WEST HAWAII

Position Organization Chart

Chart VII



Permi 14.00
 General Fund

CHART UPDATED

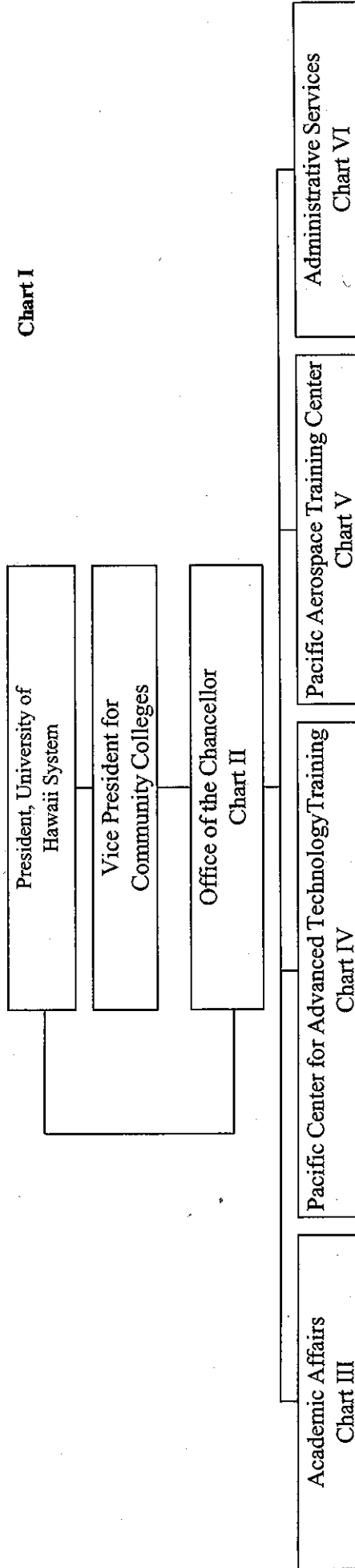
DATE JUL 01 2008

^ Excluded from position count this chart
 \$ To be established

STATE OF HAWAII
 UNIVERSITY OF HAWAII
 COMMUNITY COLLEGES
 HONOLULU COMMUNITY COLLEGE

Organization Chart

Chart I



Perm	Temp
323.00	6.00
General Fund	(B) Special Fund
19.00	

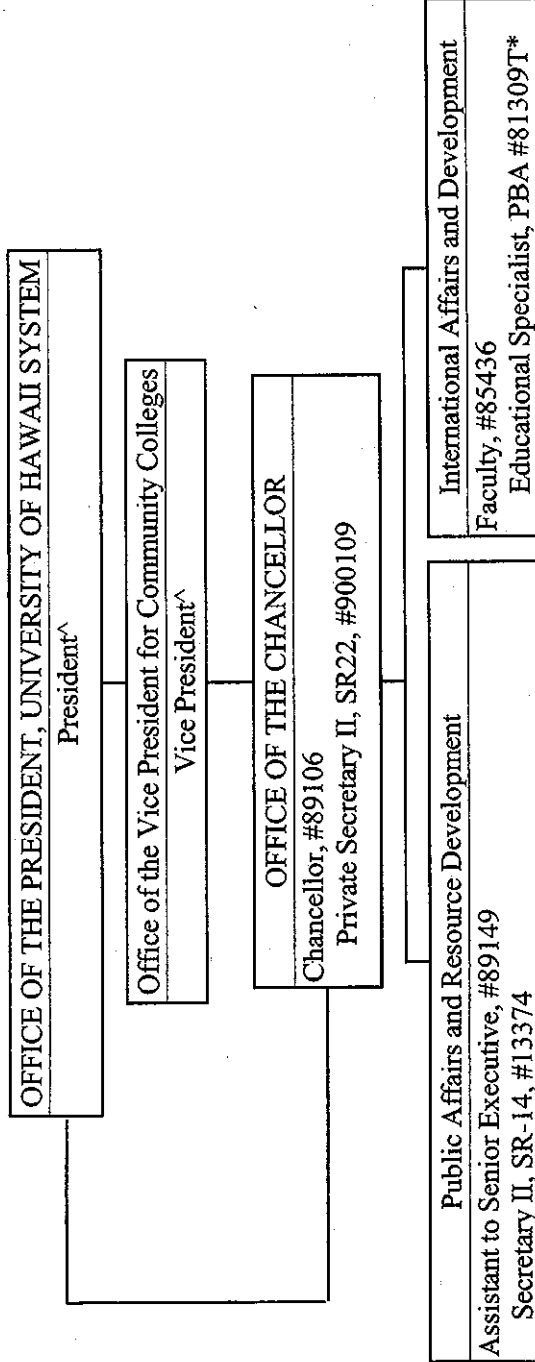
CHART UPDATED

DATE JUL 01 2000

STATE OF HAWAII
 UNIVERSITY OF HAWAII
 COMMUNITY COLLEGES
 HONOLULU COMMUNITY COLLEGE
 OFFICE OF THE CHANCELLOR

Organization Chart

Chart II



^ Excluded from position count this chart
 * Temporary Position

General Fund 5.00 Perm Temp 1.00

CHART UPDATED

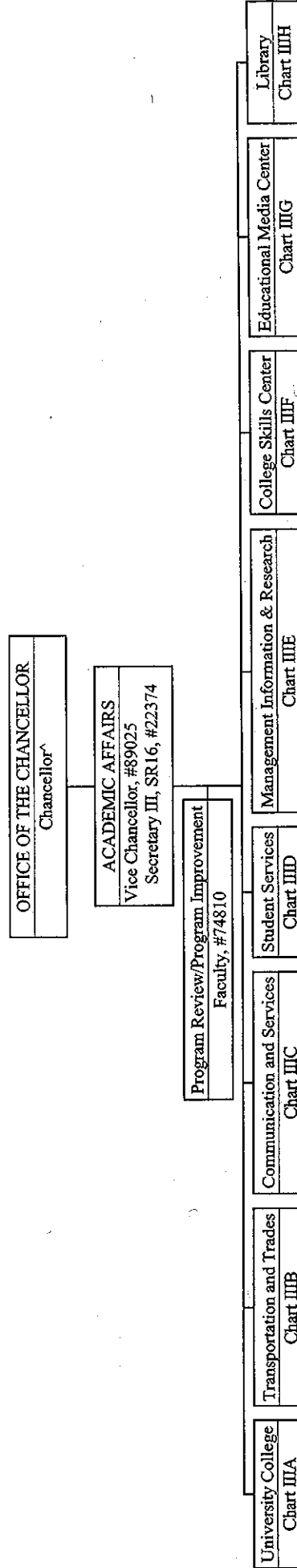
JUL 01 2000

DATE

STATE OF HAWAII
 UNIVERSITY OF HAWAII
 COMMUNITY COLLEGES
 HONOLULU COMMUNITY COLLEGE
 ACADEMIC AFFAIRS

Organization Chart

Chart III



^ Excluded from position count this chart

General Fund

Perm 3.00

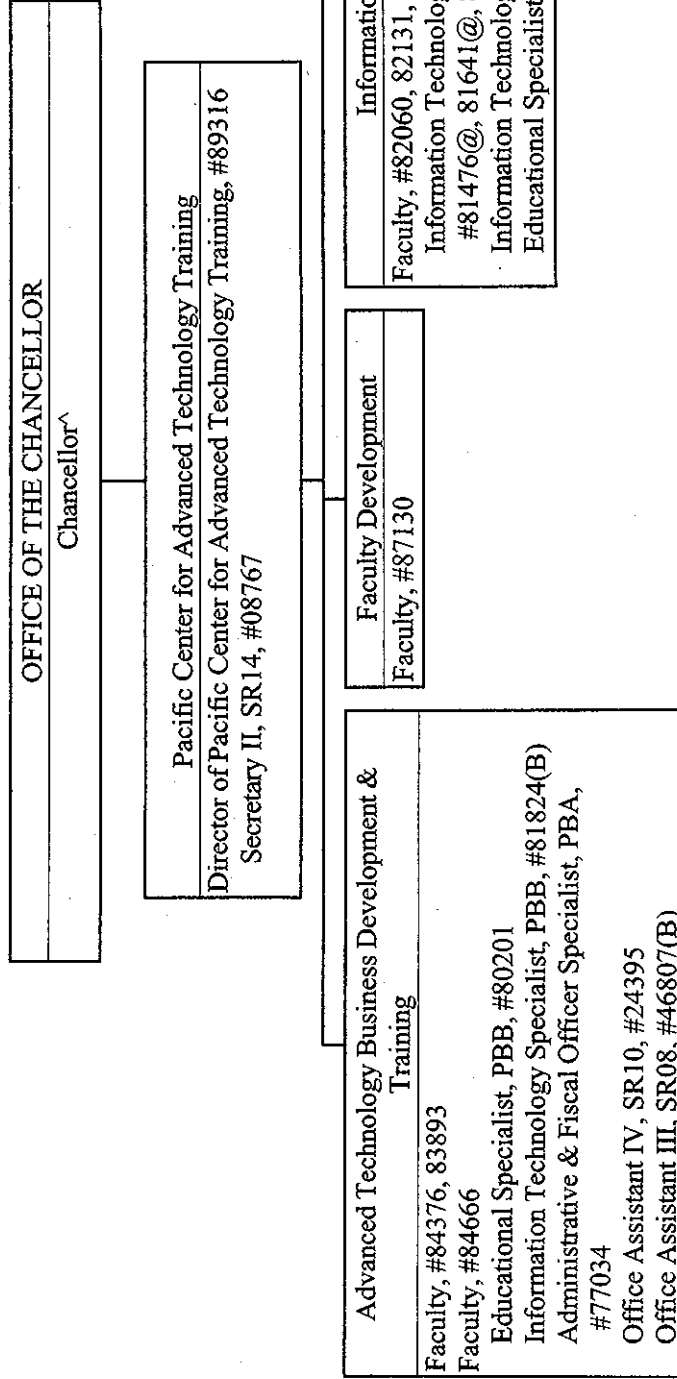
CHART UPDATED

DATE JUL 01 2010

STATE OF HAWAII
 UNIVERSITY OF HAWAII
 COMMUNITY COLLEGES
 HONOLULU COMMUNITY
 COLLEGE
 PACIFIC CENTER FOR ADVANCED
 TECHNOLOGY TRAINING

Organization Chart

Chart IV



^ Excluded from position count this chart
 * Temporary Position
 @ Supervised by one of the faculty positions

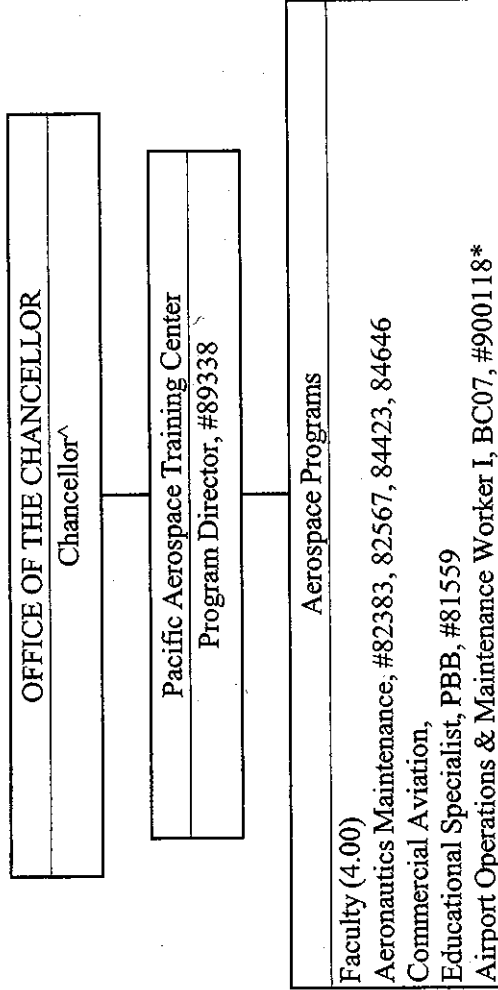
Perm Temp
 General Fund 17.00 1.00
 (B) Special Funds 2.00

CHART UPDATED
 JUL 01 2003
 DATE

STATE OF HAWAII
 UNIVERSITY OF HAWAII
 COMMUNITY COLLEGES
 HONOLULU COMMUNITY COLLEGE
 PACIFIC AEROSPACE TRAINING CENTER

Organization Chart

Chart V



^ Excluded from position count this chart
 * Temporary position

Perm. Temp
 General Fund 6.00 1.00

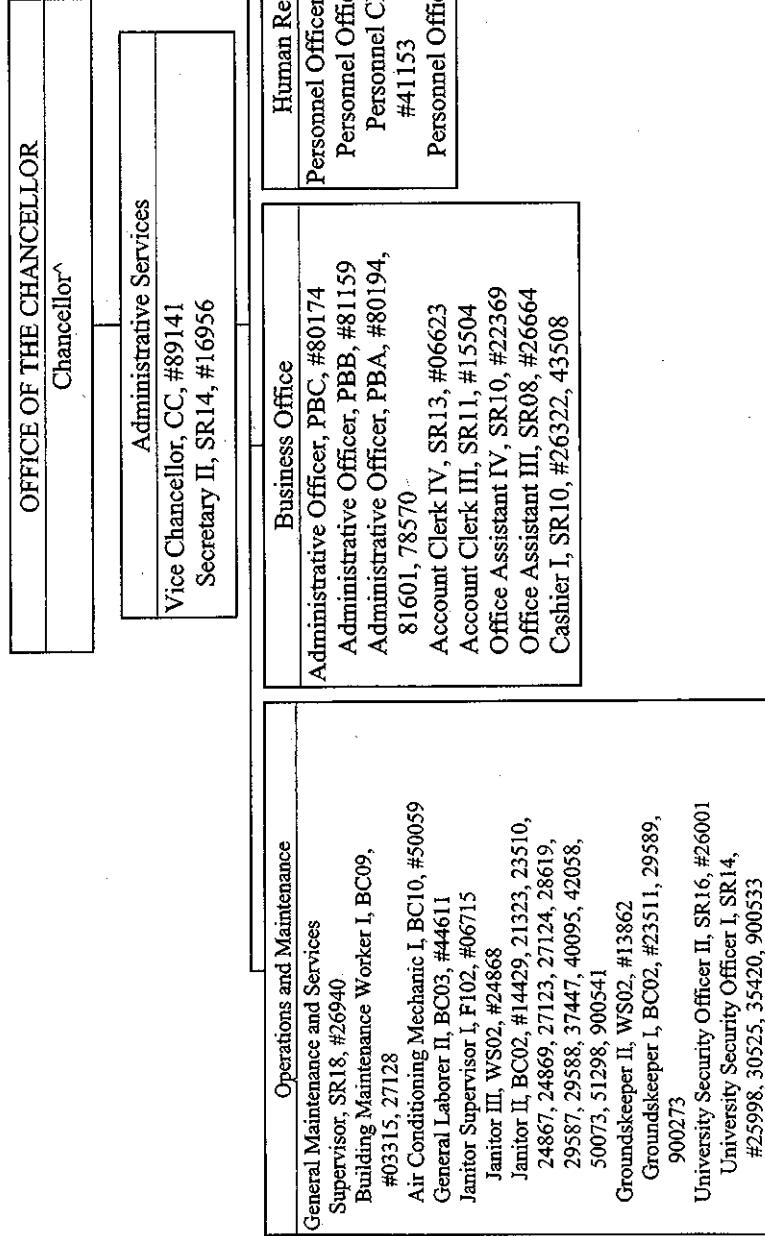
CHART UPDATED

DATE JUL 01 2003

STATE OF HAWAII
UNIVERSITY OF HAWAII
COMMUNITY COLLEGES
HONOLULU COMMUNITY COLLEGE
ADMINISTRATIVE SERVICES

Organization Chart

Chart VI



General Fund Perm.
50.00

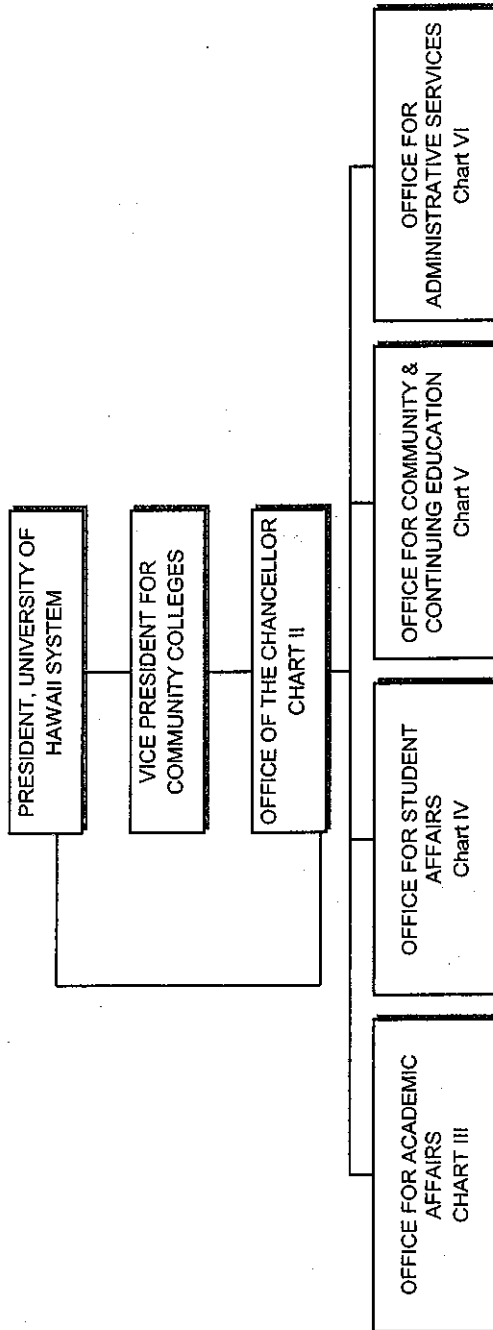
CHART UPDATED
DATE JUL 01 2000

^ Excluded from position count this chart

STATE OF HAWAII
UNIVERSITY OF HAWAII
COMMUNITY COLLEGES
KAPIOLANI COMMUNITY COLLEGE

ORGANIZATION CHART

CHART I



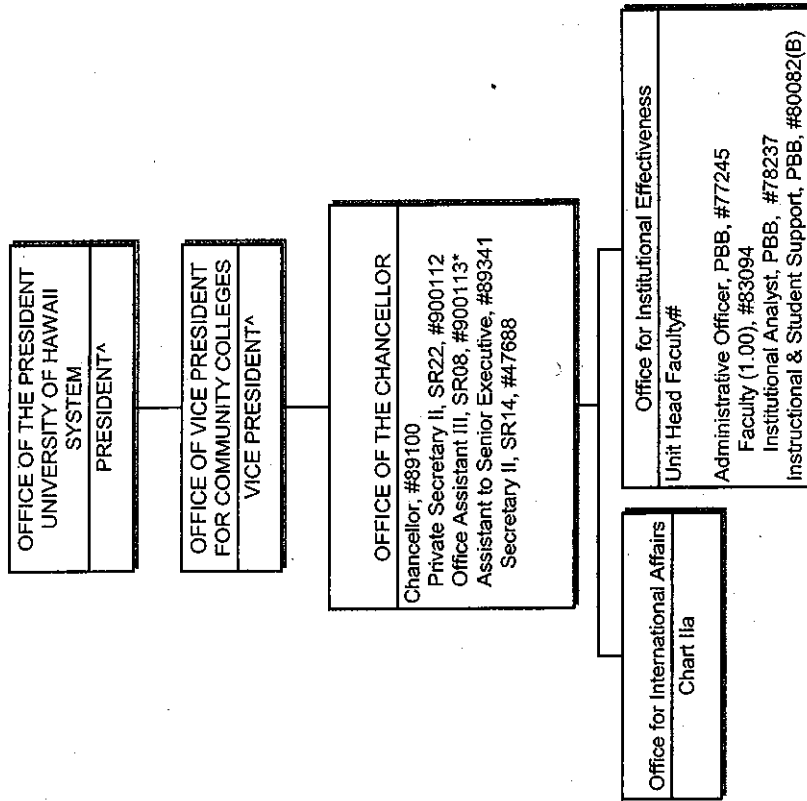
PERM	TEMP
389.50	27.50
GENERAL FUND	
(B) SPECIAL FUND	24.00

CHART UPDATED
JUL 01 2010
DATE

STATE OF HAWAII
 UNIVERSITY OF HAWAII
 COMMUNITY COLLEGES
 KAPIOLANI COMMUNITY COLLEGE

ORGANIZATION CHART

CHART II



	<u>PERM</u>	<u>TEMP</u>
GENERAL FUND	7.00	1.00
(B) SPECIAL FUND		1.00

CHART UPDATED

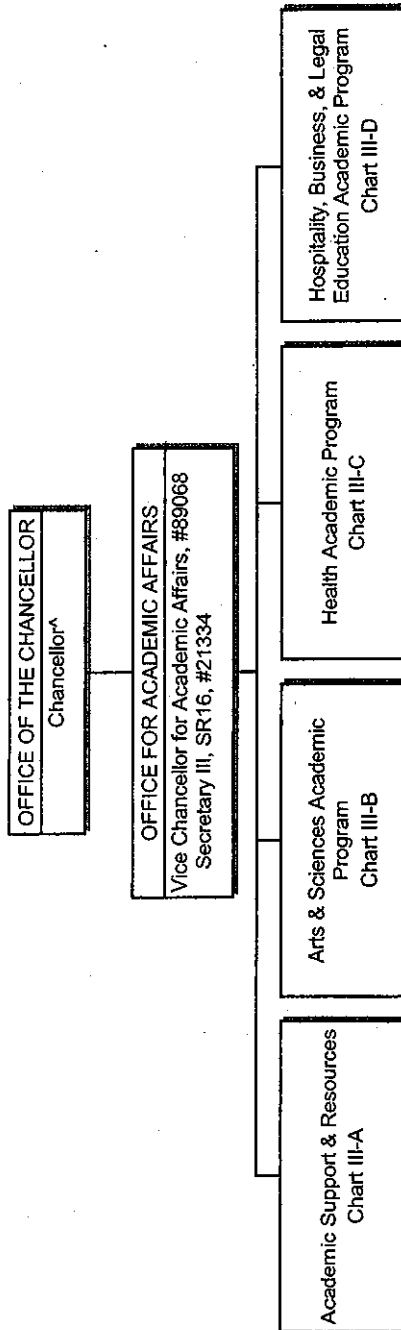
DATE JUL 01 2010

^ Excluded from position count this chart
 * Temporary Position
 # Unit Head is appointed from among the College faculty.

STATE OF HAWAII
 UNIVERSITY OF HAWAII
 COMMUNITY COLLEGES
 KAPIOLANI COMMUNITY COLLEGE

ORGANIZATION CHART

CHART III



^Excluded from position count this chart

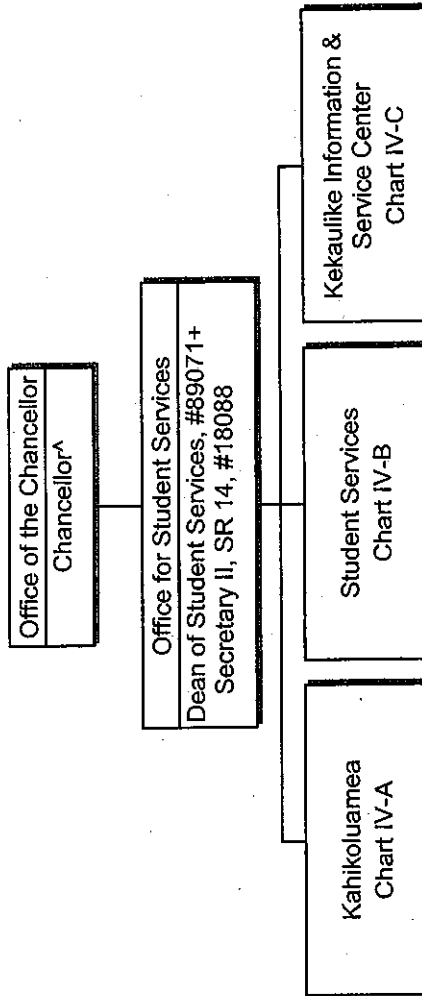
PERM _____ TEMP _____
 GENERAL FUND 2.00
 (B) SPECIAL FUND

CHART UPDATED
 DATE JUL 01 2000

STATE OF HAWAII
 UNIVERSITY OF HAWAII
 COMMUNITY COLLEGES
 KAPIOLANI COMMUNITY COLLEGE

ORGANIZATION CHART

CHART IV



PERM TEMP
 2.00
 GENERAL FUND
 (B) SPECIAL FUND

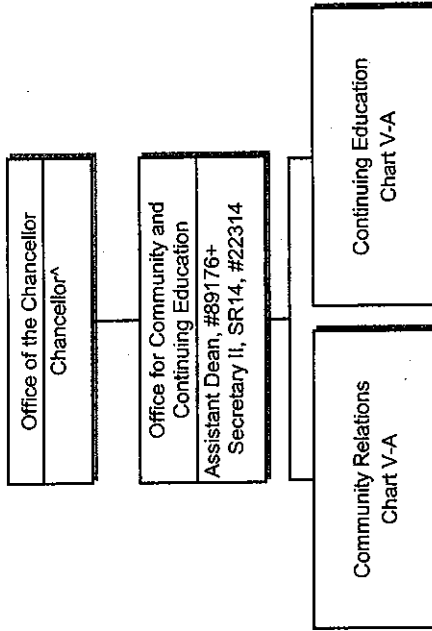
CHART UPDATED
 DATE 11/1/00

^ Excluded from position count this chart
 + To be redescribed & submitted for classification

STATE OF HAWAII
 UNIVERSITY OF HAWAII
 COMMUNITY COLLEGES
 KAPIOLANI COMMUNITY COLLEGE

ORGANIZATION CHART

CHART V



+ To be redescribed & submitted for classification review
 ^ Excluded from position count this chart

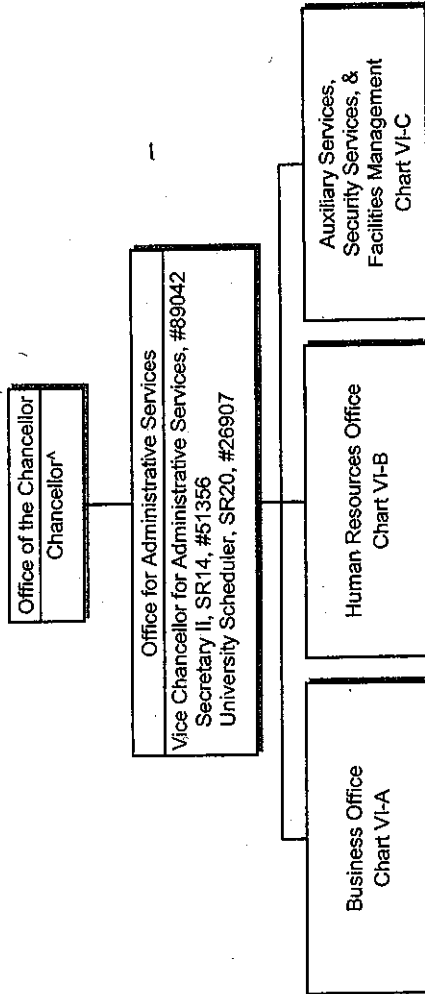
PERM 2.00 TEMP
 GENERAL FUND
 (B) SPECIAL FUND

CHART UPDATED
 01/01/00
 DATE

STATE OF HAWAII
 UNIVERSITY OF HAWAII
 COMMUNITY COLLEGES
 KAPIOLANI COMMUNITY COLLEGE

ORGANIZATION CHART

CHART VI



^ Excluded from position count this chart

PERM 3.00
 TEMP

GENERAL FUND
 (B) SPECIAL FUND

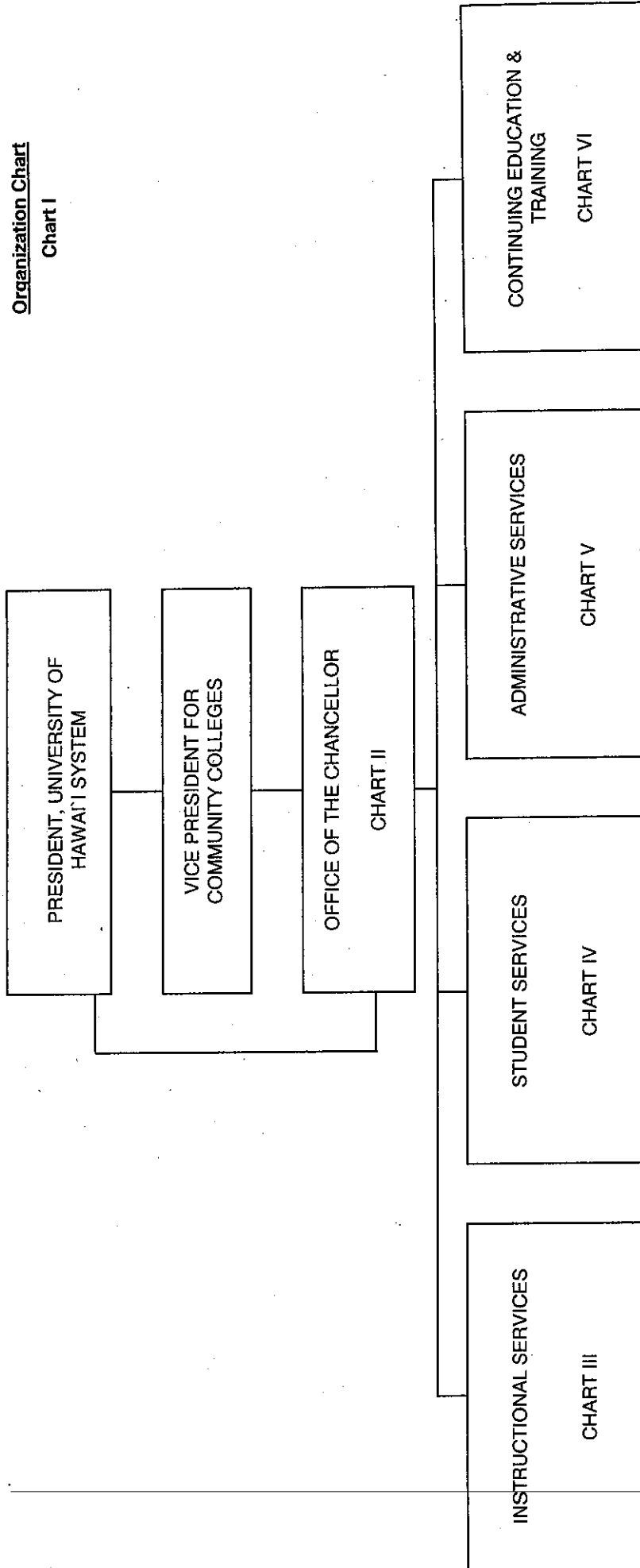
CHART UPDATED

DATE 11/01/80

STATE OF HAWAII
UNIVERSITY OF HAWAII
KAUA'I COMMUNITY COLLEGE

Organization Chart

Chart I



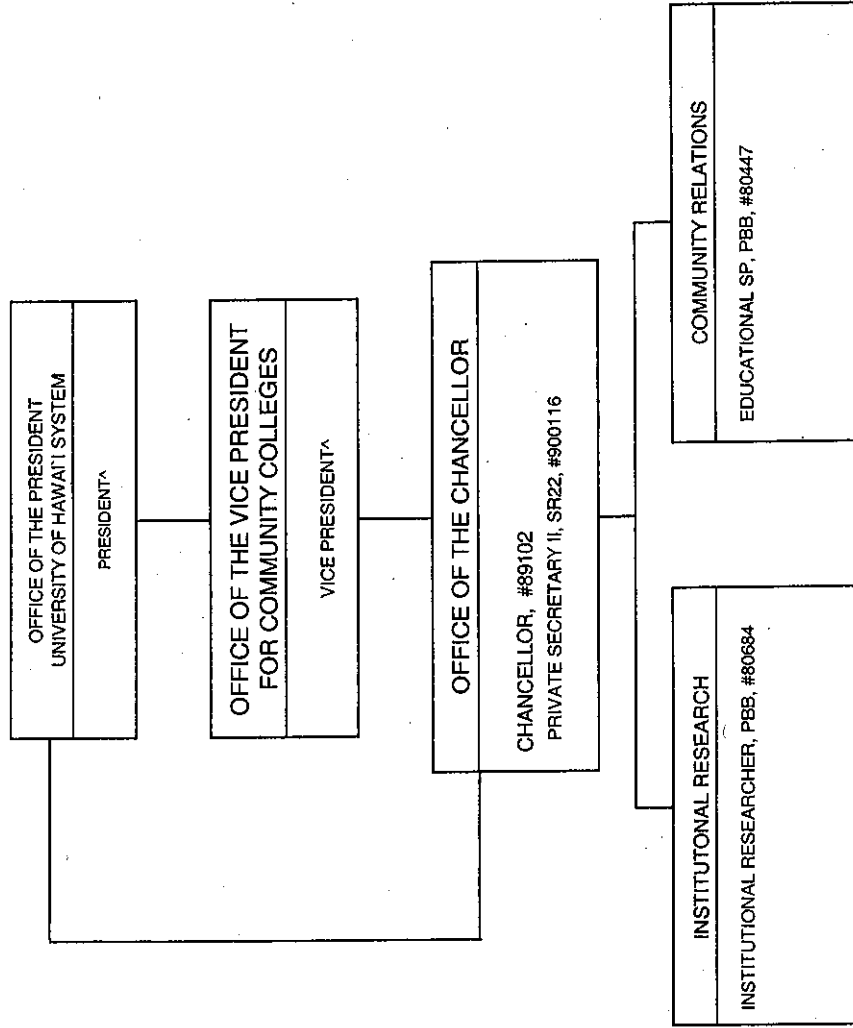
Perm
GENERAL FUND 167.00
(B) SPECIAL FUNDS 2.00

CHART UPDATED

DATE JUL 01 2010

STATE OF HAWAII
 UNIVERSITY OF HAWAII
 KAUA'I COMMUNITY COLLEGE
 OFFICE OF THE CHANCELLOR

Position Organization Chart
 Chart II



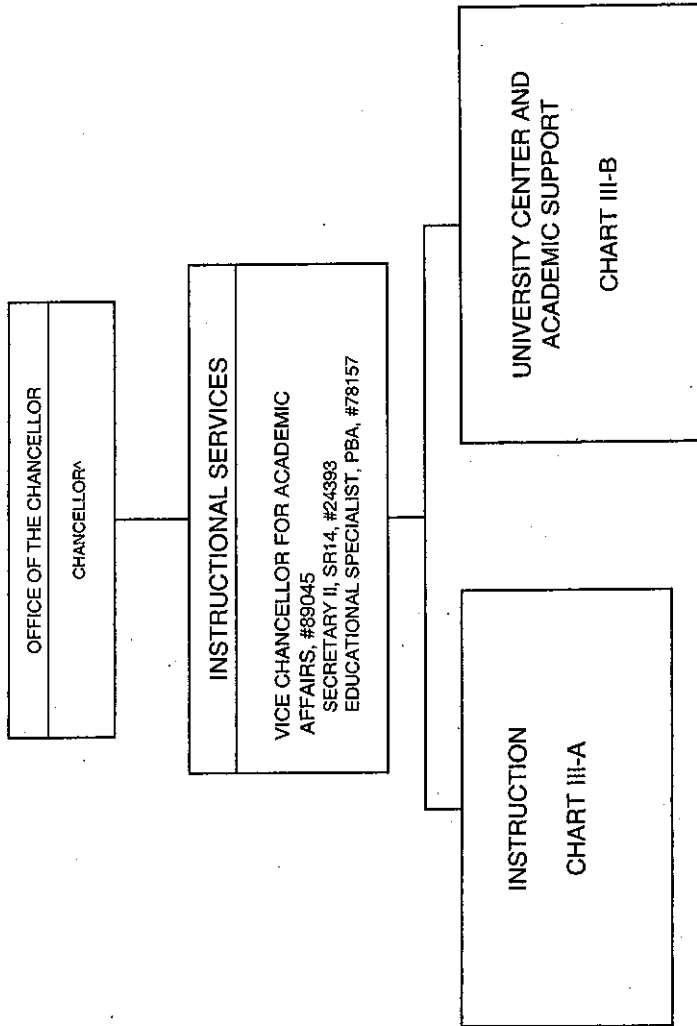
Perm
 GENERAL FUND 4.00

CHART UPDATED

DATE JUL 01 2010

*Excluded from position count this chart

STATE OF HAWAII
 UNIVERSITY OF HAWAII
 KAUA'I COMMUNITY COLLEGE
 INSTRUCTIONAL SERVICES
 Position Organization Chart
 Chart III



Perm
 GENERAL FUND 3.00

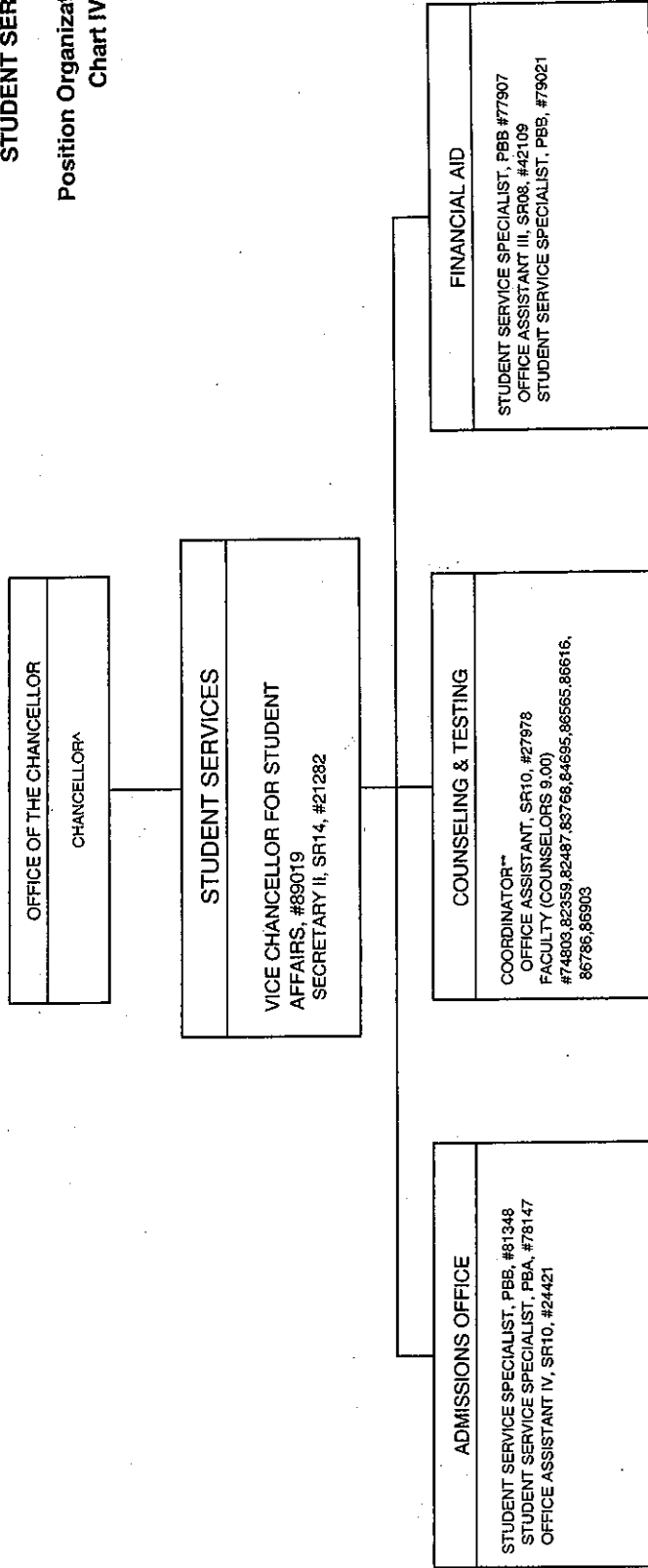
CHART UPDATED

DATE JUL 01 2010

*Excluded from position count this chart

STATE OF HAWAII
 UNIVERSITY OF HAWAII
 KAUA'I COMMUNITY COLLEGE
 STUDENT SERVICES

Position Organization Chart
 Chart IV



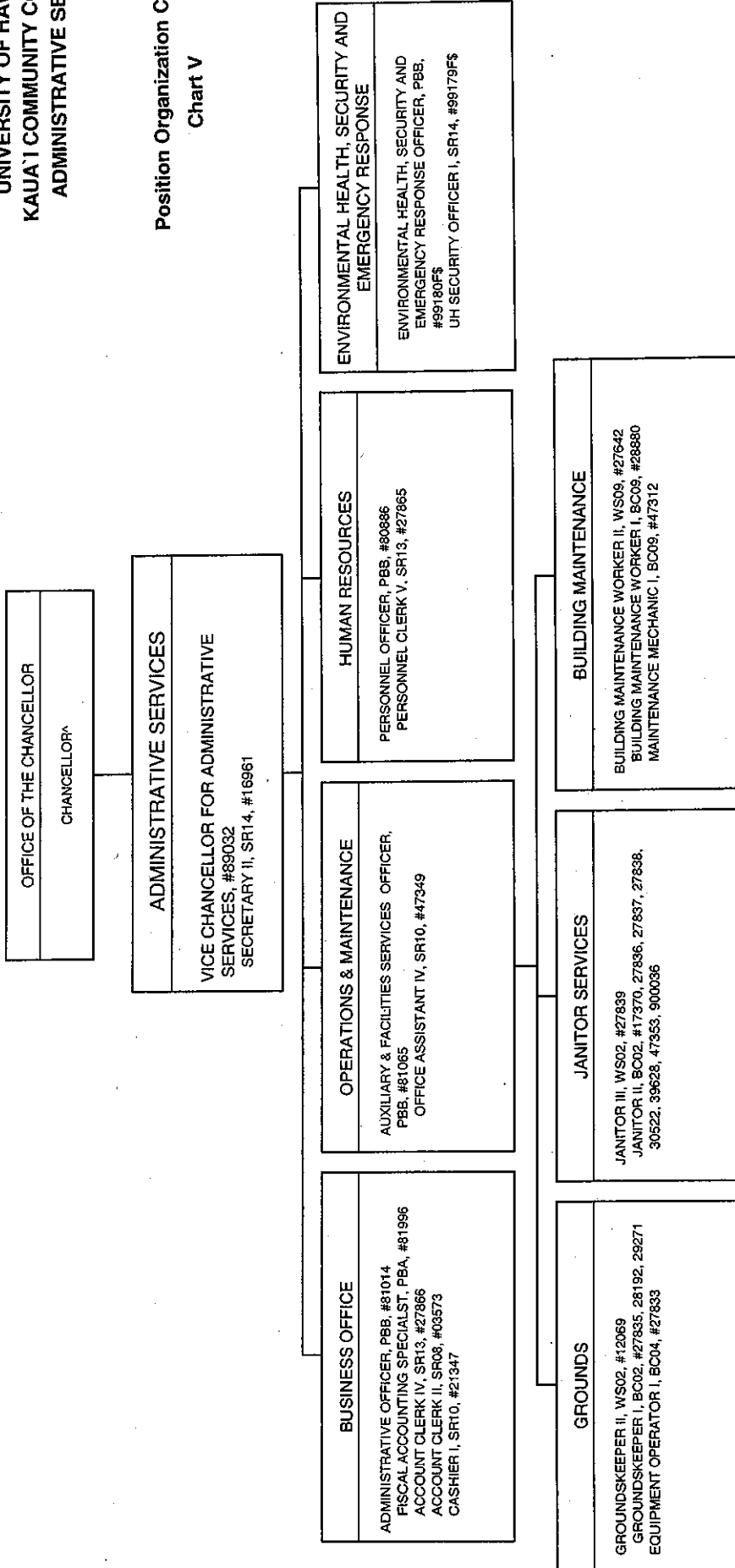
Perm
 GENERAL FUND 18.00

CHART UPDATED
 DATE JUL 01 2010

^ Excluded from position count this chart
 ** Coordinator is appointed from among faculty positions within the unit.

STATE OF HAWAII
 UNIVERSITY OF HAWAII
 KAUA'I COMMUNITY COLLEGE
 ADMINISTRATIVE SERVICES

Position Organization Chart
 Chart V



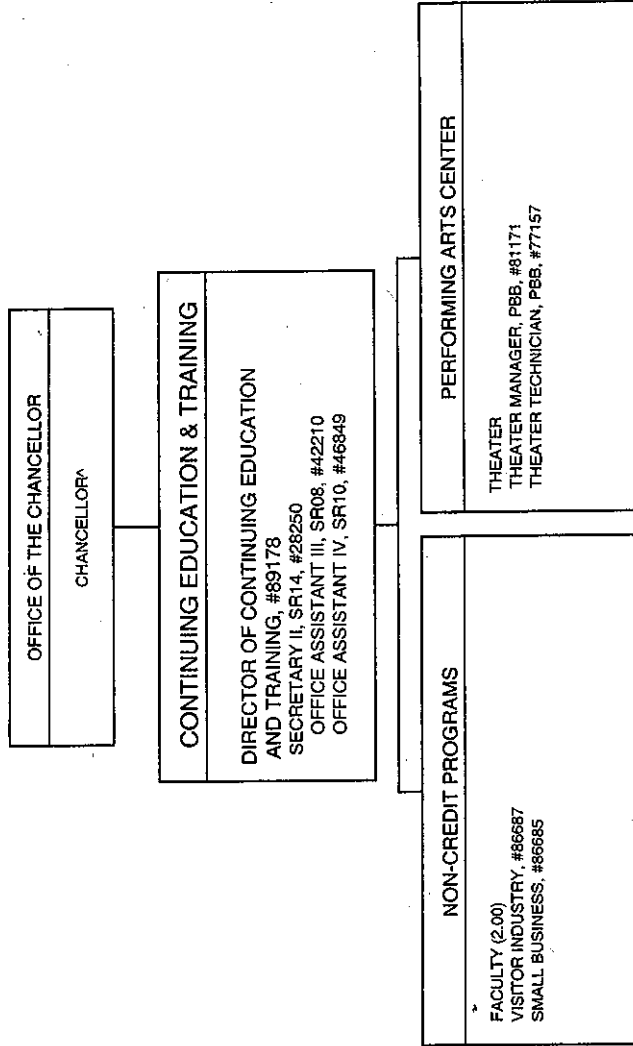
Perm
 GENERAL FUND 30.00

CHART UPDATED
 JUL 01 2010
 DATE

^ Excluded from position count this chart
 \$ Position to be established

STATE OF HAWAII
 UNIVERSITY OF HAWAII
 KAUAI COMMUNITY COLLEGE
 CONTINUING EDUCATION & TRAINING

Position Organization Chart
 Chart VI



Perm
 GENERAL FUND 8.00

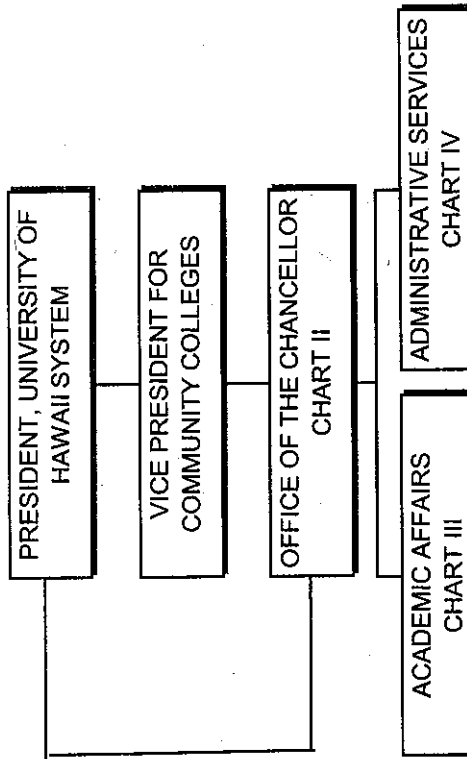
CHART UPDATED
 DATE JUL 01 2010

*Excluded from position count this chart

STATE OF HAWAII
 UNIVERSITY OF HAWAII
 COMMUNITY COLLEGES
 LEEWARD COMMUNITY COLLEGE

POSITION ORGANIZATION CHART

CHART I



	PERM	TEMP
GENERAL FUND	330.00	2.00
(B) SPECIAL FUND		16.00

CHART UPDATED

JUL 01 2010

DATE

STATE OF HAWAII
 UNIVERSITY OF HAWAII
 COMMUNITY COLLEGES
 LEEWARD COMMUNITY COLLEGE
 OFFICE OF THE CHANCELLOR

POSITION ORGANIZATION CHART

CHART II

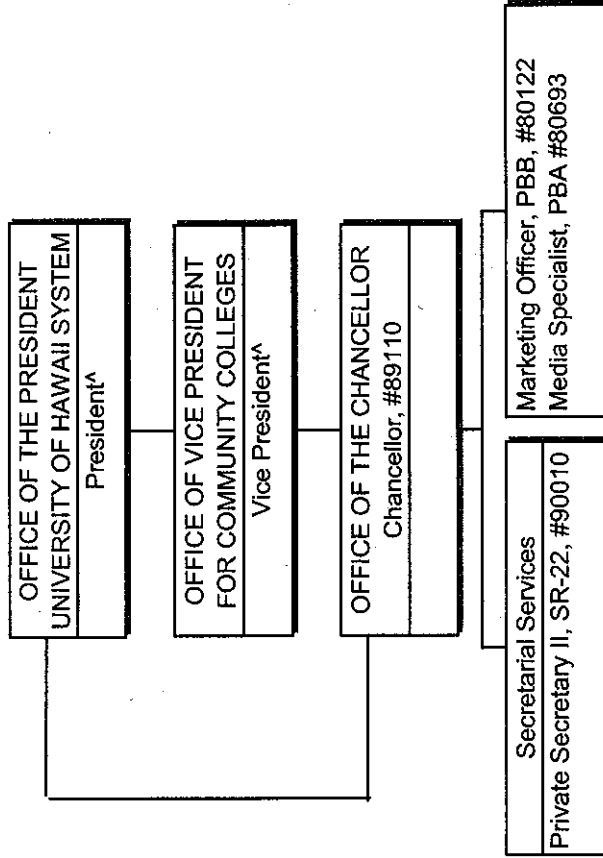


CHART UPDATED
 JUL 01 2000
 DATE

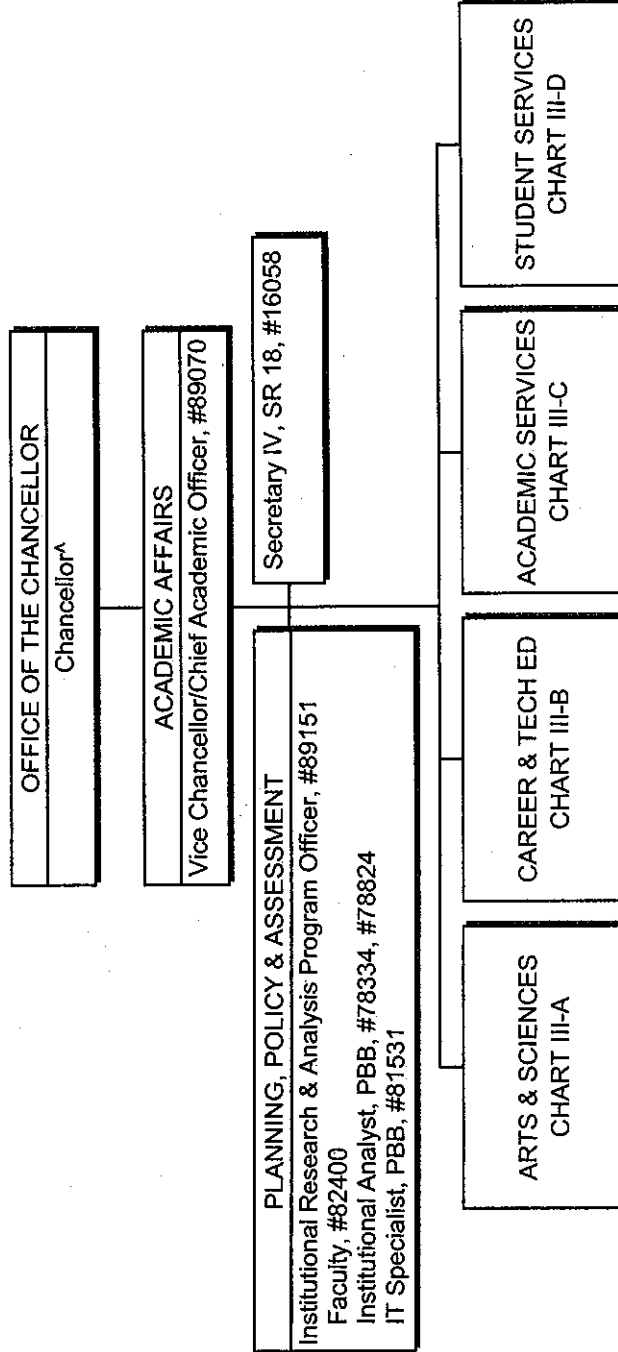
PERM
 GENERAL FUND 4.00

^Excluded from position count this chart

STATE OF HAWAII
 UNIVERSITY OF HAWAII
 COMMUNITY COLLEGES
 LEEWARD COMMUNITY COLLEGE
 ACADEMIC AFFAIRS

POSITION ORGANIZATION CHART

CHART III



^Excluded from position count this chart

CHART UPDATED
 JUL 01 2008

DATE

PERM
 GENERAL FUND 7.00

STATE OF HAWAII
 UNIVERSITY OF HAWAII
 COMMUNITY COLLEGES
 LEeward COMMUNITY COLLEGE
 ADMINISTRATIVE SERVICES

POSITION ORGANIZATION CHART

CHART IV

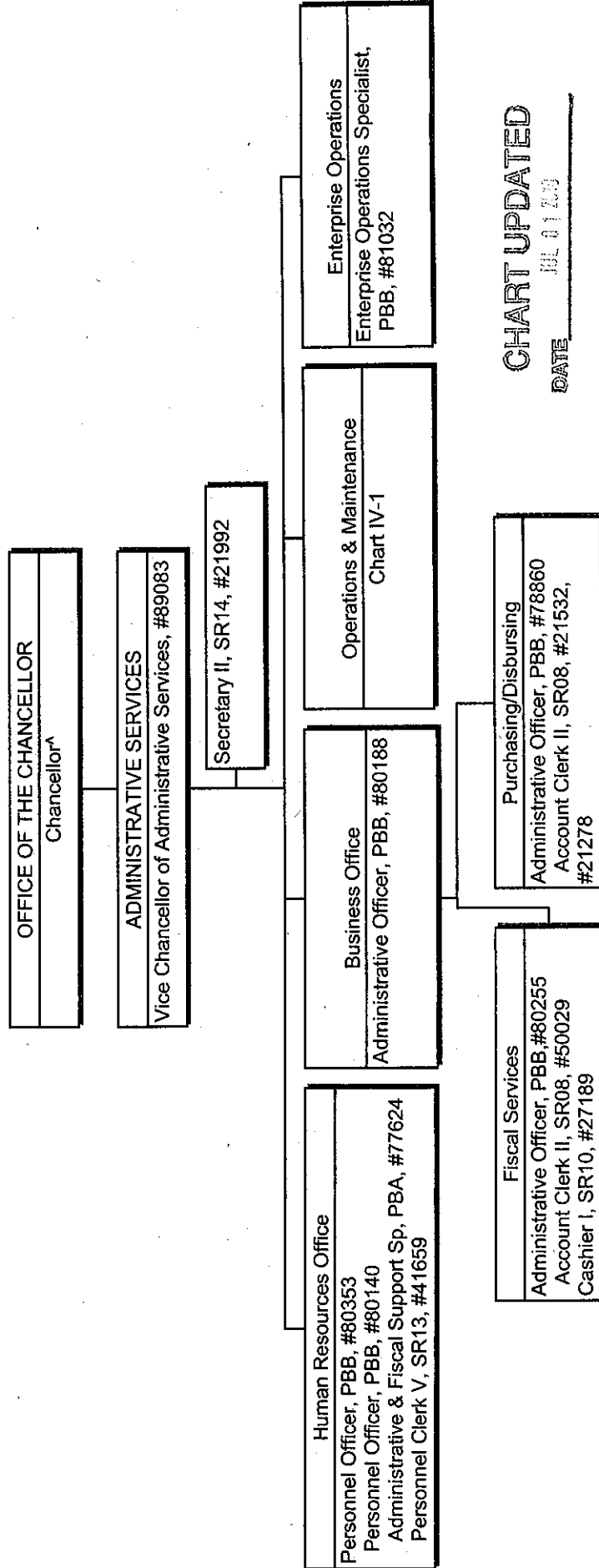


CHART UPDATED

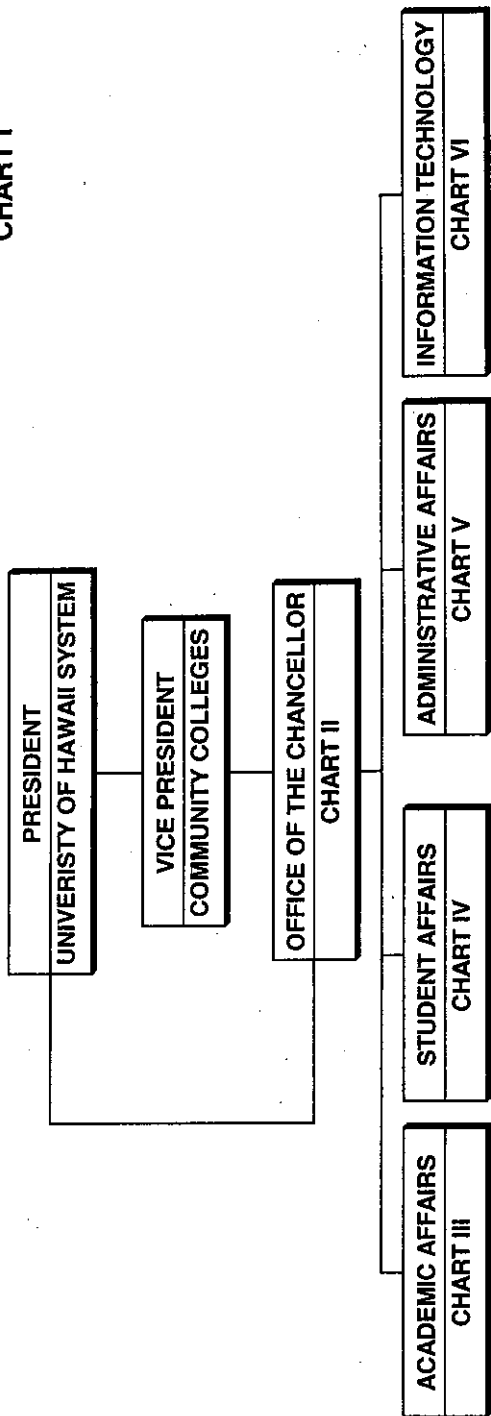
DATE JUL 01 2009

^Excluded from position count this chart

STATE OF HAWAII
 UNIVERSITY OF HAWAII
 MAUI COLLEGE

ORGANIZATION CHART

CHART I



	<u>PERM</u>	<u>TEMP</u>
General Funds	220.25	4.00
(B) Special Funds	12.00	

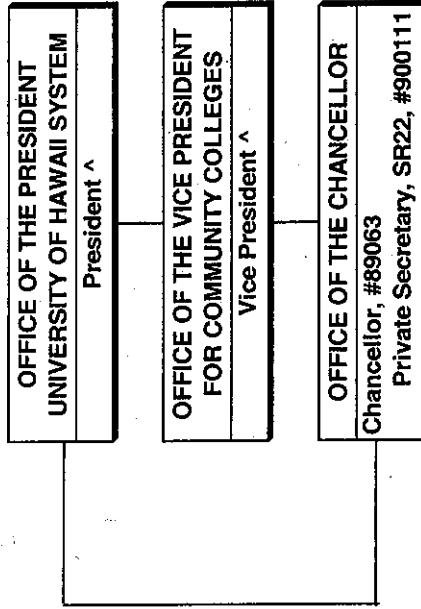
CHART UPDATED
 DATE JUL 01 2018

STATE OF HAWAII
UNIVERSITY OF HAWAII
MAUI COLLEGE

OFFICE OF THE CHANCELLOR

POSITION ORGANIZATION CHART

CHART II



PERM
General Fund 2.00

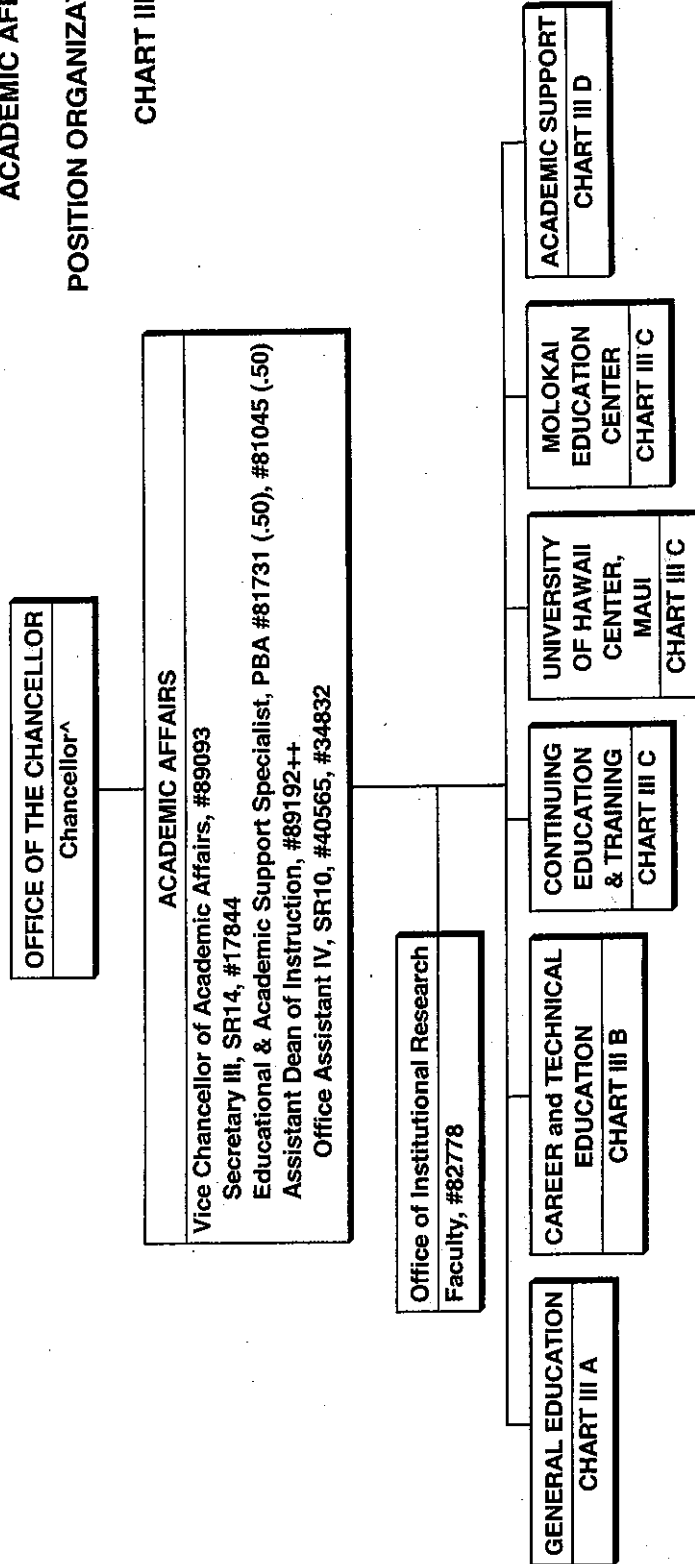
^ Excluded from position count this chart

CHART UPDATED
DATE JUL 01 2010

STATE OF HAWAII
UNIVERSITY OF HAWAII
MAUI COLLEGE

ACADEMIC AFFAIRS
POSITION ORGANIZATION CHART

CHART III



PERM
7.00
General Fund

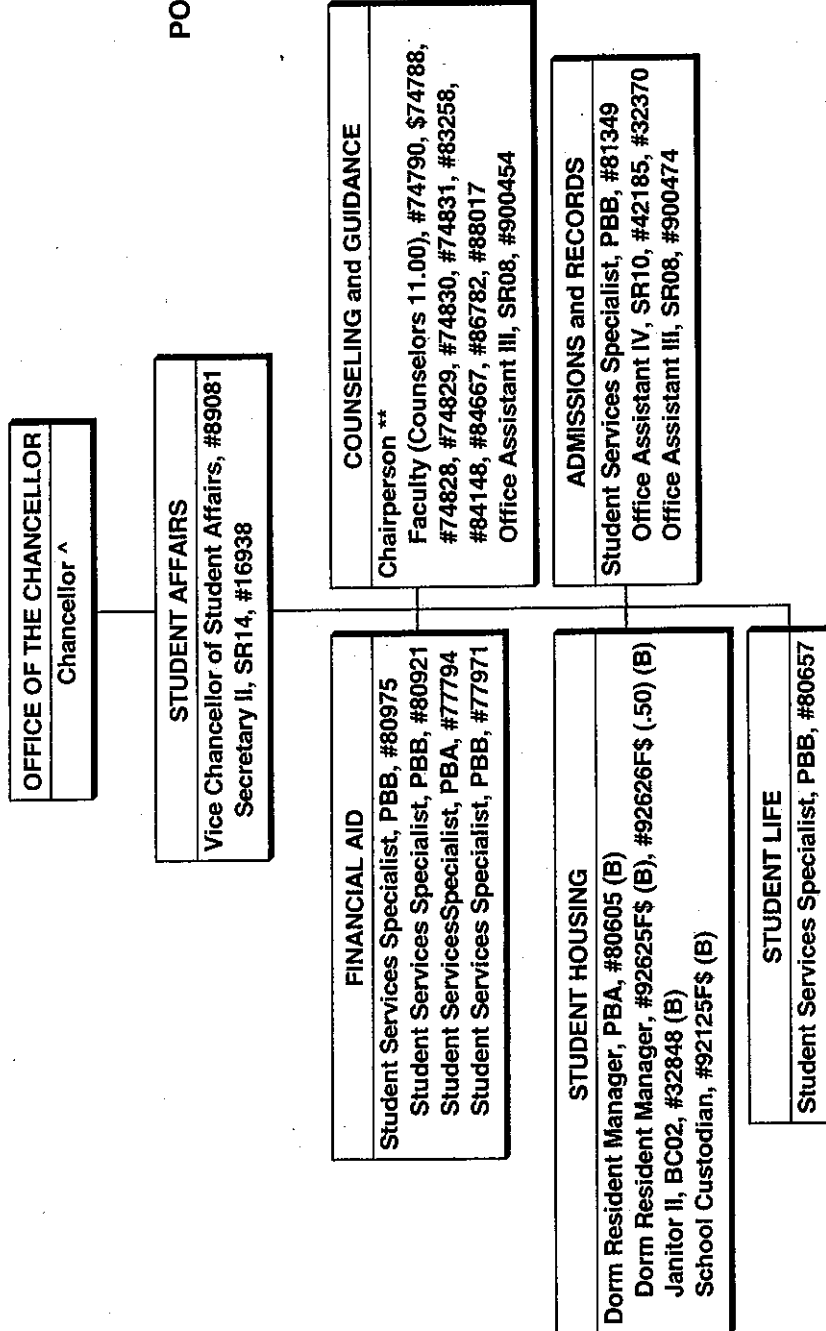
CHART UPDATED
DATE JUL 01 2010

^ Excluded from position count this chart.
++To be redescribed.

STATE OF HAWAII
UNIVERSITY OF HAWAII
MAUI COLLEGE

STUDENT AFFAIRS

POSITION ORGANIZATION CHART
CHART IV



PERM

General Fund 23.00
(B) Special Fund 4.50

CHART UPDATED
JUL 01 2008

DATE

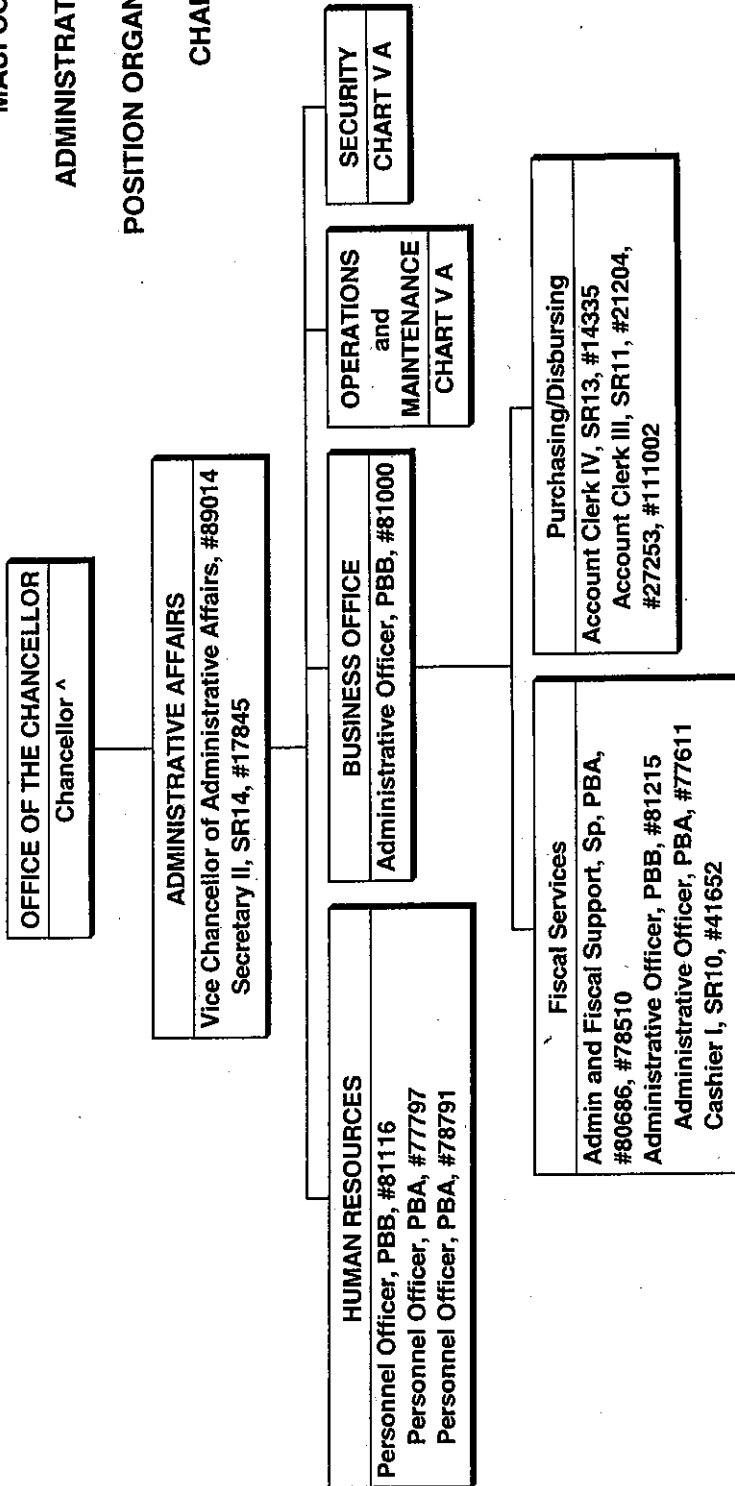
^ Excluded from position count this chart.
** Chairperson is appointed from among faculty positions.
\$ To be established.

STATE OF HAWAII
UNIVERSITY OF HAWAII
MAUI COLLEGE

ADMINISTRATIVE AFFAIRS

POSITION ORGANIZATION CHART

CHART V



^ Excluded from position count this chart.

PERM

General Fund 15.00

CHART UPDATED

DATE JUL 01 2008

STATE OF HAWAII
 UNIVERSITY OF HAWAII
 MAUI COLLEGE

INFORMATION TECHNOLOGY

POSITION ORGANIZATION CHART

CHART VI

OFFICE OF THE CHANCELLOR
Chancellor ^

INFORMATION TECHNOLOGY
Administrative Assistant, #89329T*++
Clerk Steno II, SR09, #41198++

INFORMATION TECHNOLOGY
Faculty, #84671
Media Specialist, PBB, #80436
Media Specialist, PBB, #81026
Media Specialist, PBA, #81007
Electronics Technician, PBB, #80982
Electronics Technician, PBA, #81759
Media Specialist, PBB, #81204
Clerk Steno III, SR11, #21205
IT Specialist, PBB, #81381
IT Specialist, PBB, #80154 (.50)
IT Specialist, PBB, #80539, #78115
IT Specialist, PBB, #81212 (.50)
IT Specialist, PBA, #78767

^ Excluded from position count this chart.
 * Temporary position.
 ++ To be redescribed.

PERM TEMP

General Fund 14.00 1.00

CHART UPDATED

DATE JUL 01 2000

STATE OF HAWAII
 UNIVERSITY OF HAWAII
 COMMUNITY COLLEGES
 WINDWARD COMMUNITY COLLEGE

Organization Chart

Chart I

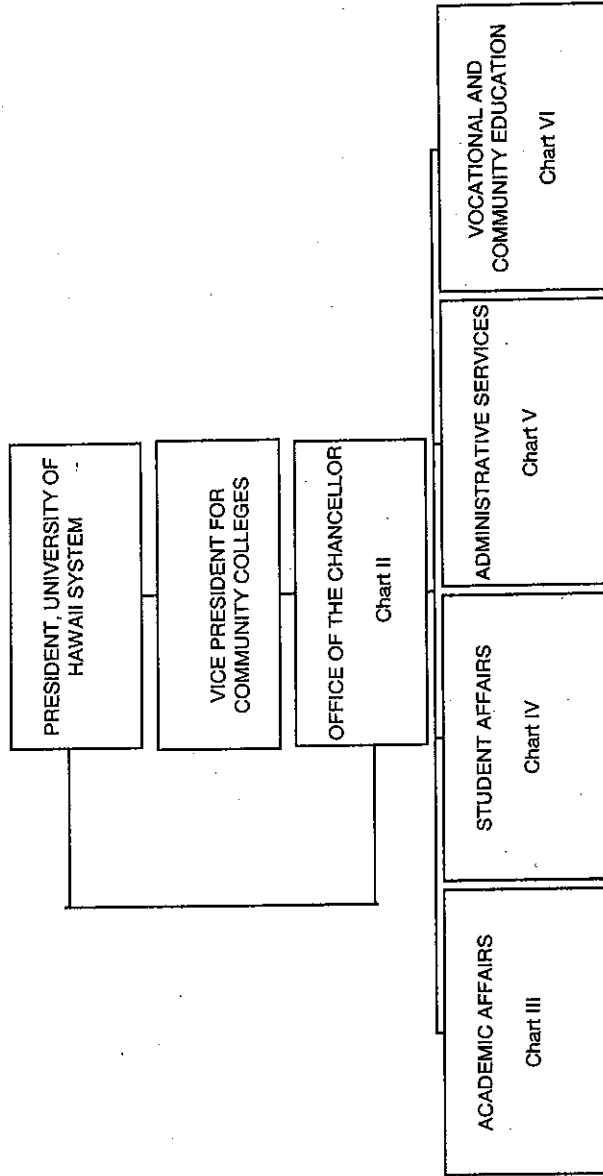


CHART UPDATED

JUL 01 2010

DATE

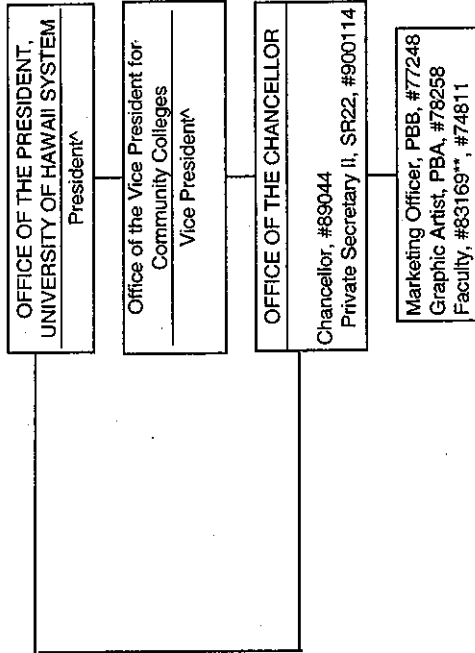
Perm. Temp
 143.00 6.00
 8.00 0.00

General Fund
 (B) Special Funds

STATE OF HAWAII
 UNIVERSITY OF HAWAII
 COMMUNITY COLLEGES
 WINDWARD COMMUNITY COLLEGE
 OFFICE OF THE CHANCELLOR

Position Organization Chart

Chart II



* Excluded from position count this chart
 ** Temporary reassignment of faculty position to Institutional Research

CHART UPDATED

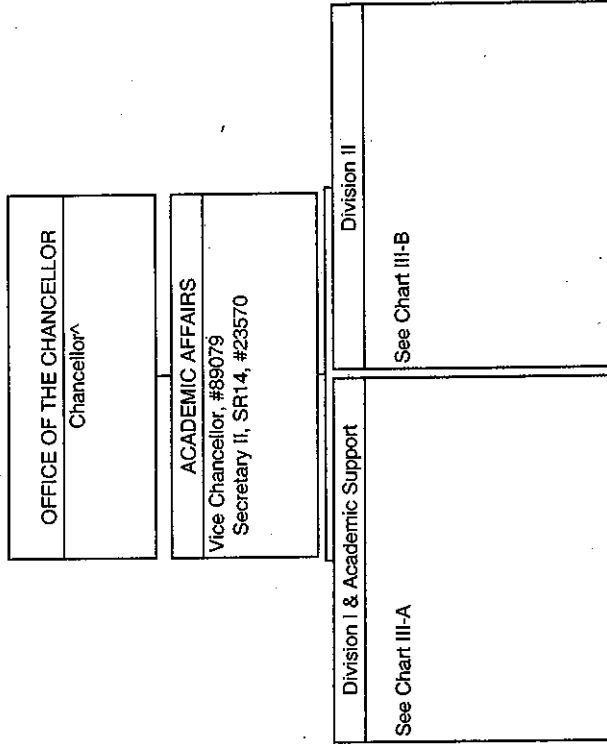
DATE JUL 01 2000

General Fund Perm 6.00

STATE OF HAWAII
 UNIVERSITY OF HAWAII
 COMMUNITY COLLEGES
 WINDWARD COMMUNITY COLLEGE
 ACADEMIC AFFAIRS

Position Organization Chart

Chart III



^ Excluded from position count this chart

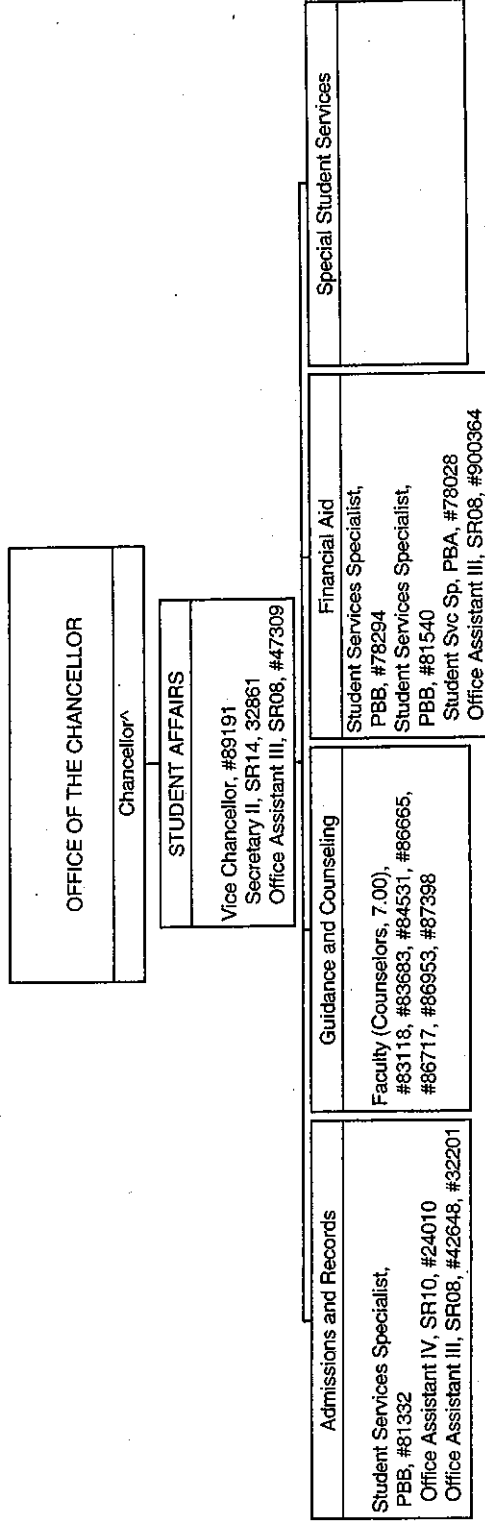
Perm
 General Fund 2.00

CHART UPDATED
 DATE JUL 01 2000

STATE OF HAWAII
 UNIVERSITY OF HAWAII
 COMMUNITY COLLEGES
 WINDWARD COMMUNITY COLLEGE
 STUDENT AFFAIRS

Position Organization Chart

Chart IV



^Excluded from position count this chart

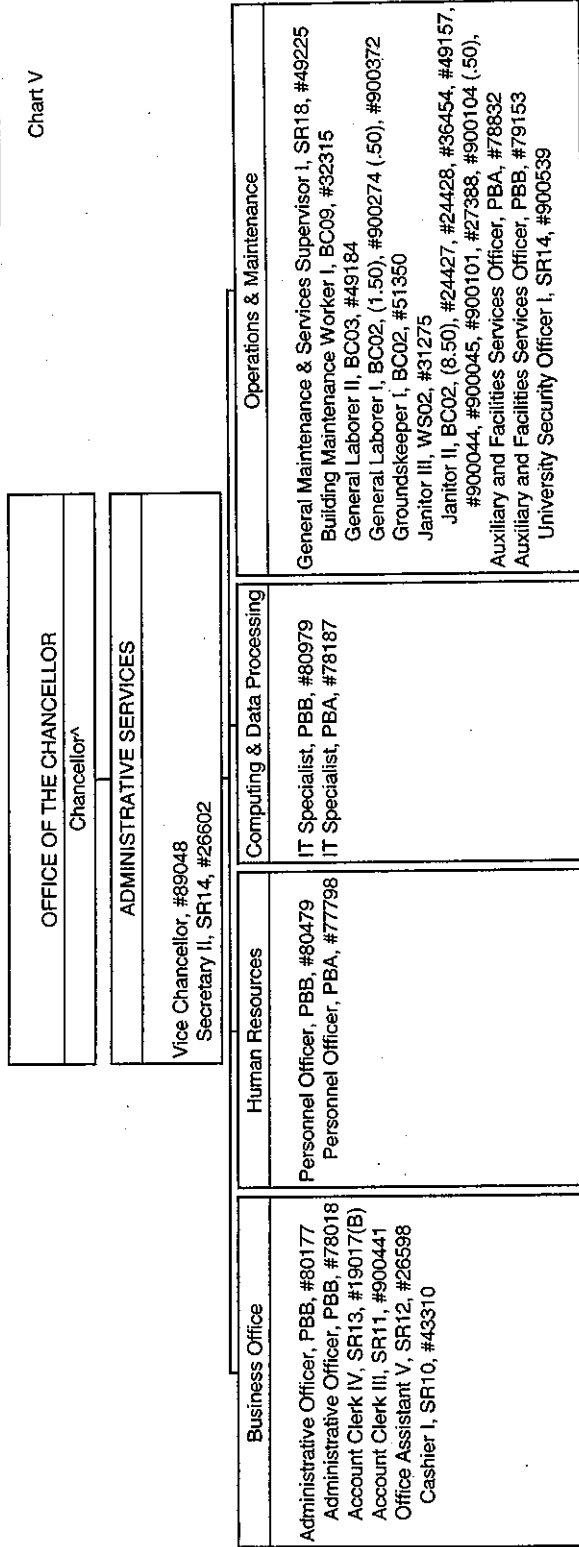
Perm
 General Fund 18.00

CHART UPDATED
 JUL 01 2010
 DATE

STATE OF HAWAII
 UNIVERSITY OF HAWAII
 COMMUNITY COLLEGES
 WINDWARD COMMUNITY COLLEGE
 ADMINISTRATIVE SERVICES

Position Organization Chart

Chart V



^ Excluded from position count this chart.

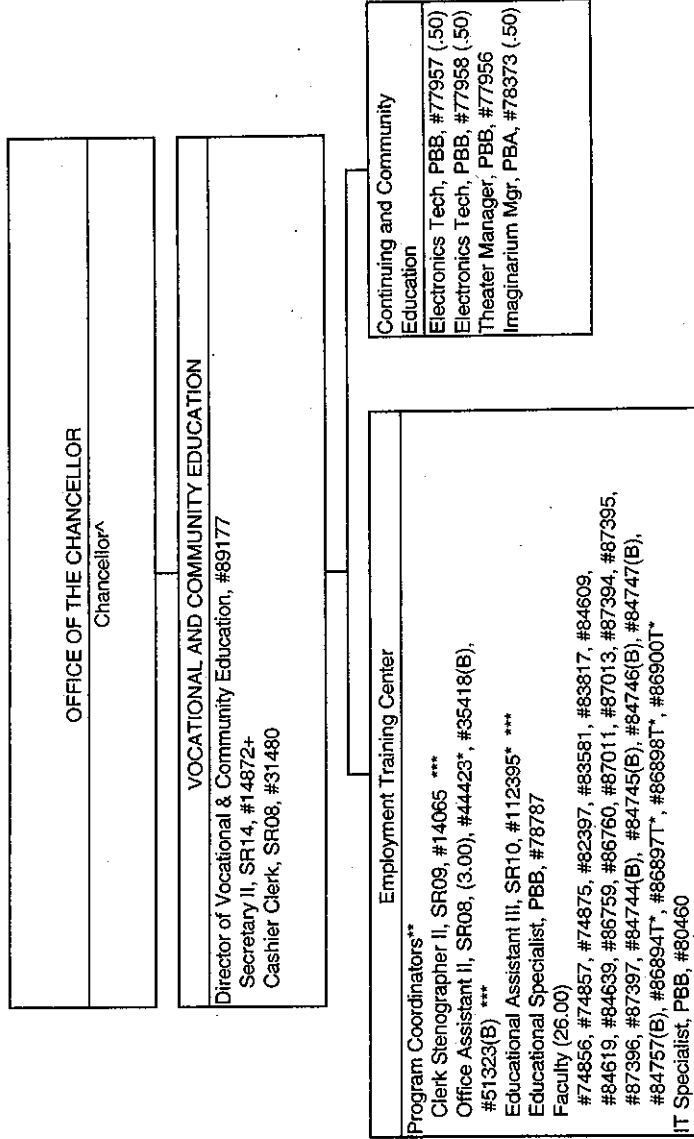
CHART UPDATED
 DATE JUL 01 2010

Perm
 29.00 General Fund
 1.00 (B) Special Funds

STATE OF HAWAII
 UNIVERSITY OF HAWAII
 COMMUNITY COLLEGES
 WINDWARD COMMUNITY COLLEGE
 VOCATIONAL AND COMMUNITY EDUCATION

POSITION ORGANIZATION CHART

CHART VI



Perm 25.50
 Temp 6.00
 General Fund 7.00
 (B) Special Funds

CHART UPDATED

DATE JUL 01 2010

* Temporary
 ** Coordinators appointed from faculty positions within the unit.
 *** Clerical staff report to specific Pgmt Coords as reflected in position descriptions.
 + Positions to be redescribed