

The logo of the University of Hawai'i System is a circular emblem. It features a central torch with a flame, set against a background of a globe with latitude and longitude lines. Below the torch is an open book with the Hawaiian word 'MĀLAMALAMA' written on it. The year '1907' is inscribed at the bottom of the emblem. The outer ring of the logo contains the text 'UNIVERSITY OF HAWAII' at the top and 'EA O KA ĀINA I KA PONO' at the bottom.

# **University of Hawai'i System Operating Budget Overview**

**Howard Todo**

**Vice President and Chief Financial Officer  
University of Hawai'i System**

# General Funds Decline FY09 to FY12

- ❖ State general funds declined by \$77M from \$452M in FY 09 to \$376M in FY12
- ❖ UH portion of overall state general funds declined from 8.7% in FY09 to 6.7% in FY12

# Tuition Revenue Increases FY09 to FY12

- ❖ Tuition Scholarships Increased by \$15.4M from 22.4M in FY09 to \$37.8M in FY12
- ❖ Tuition net revenue increased by \$64M from \$163 M in FY 09 to \$227M in FY12

# Tuition Scholarships

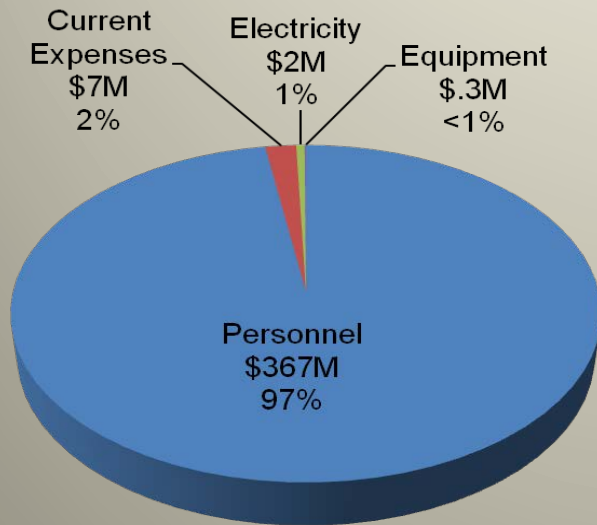
## FY09 to FY12

- ❖ Scholarships from tuition revenues fulfilling BOR directive to support access and affordability

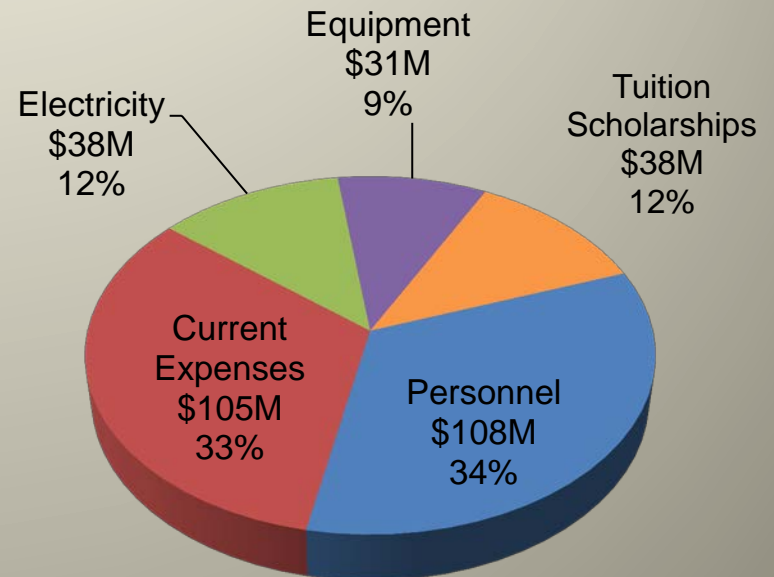


# FYE 2011-12 University System GF vs TFSF Expenditures

## FY2012 – General Fund

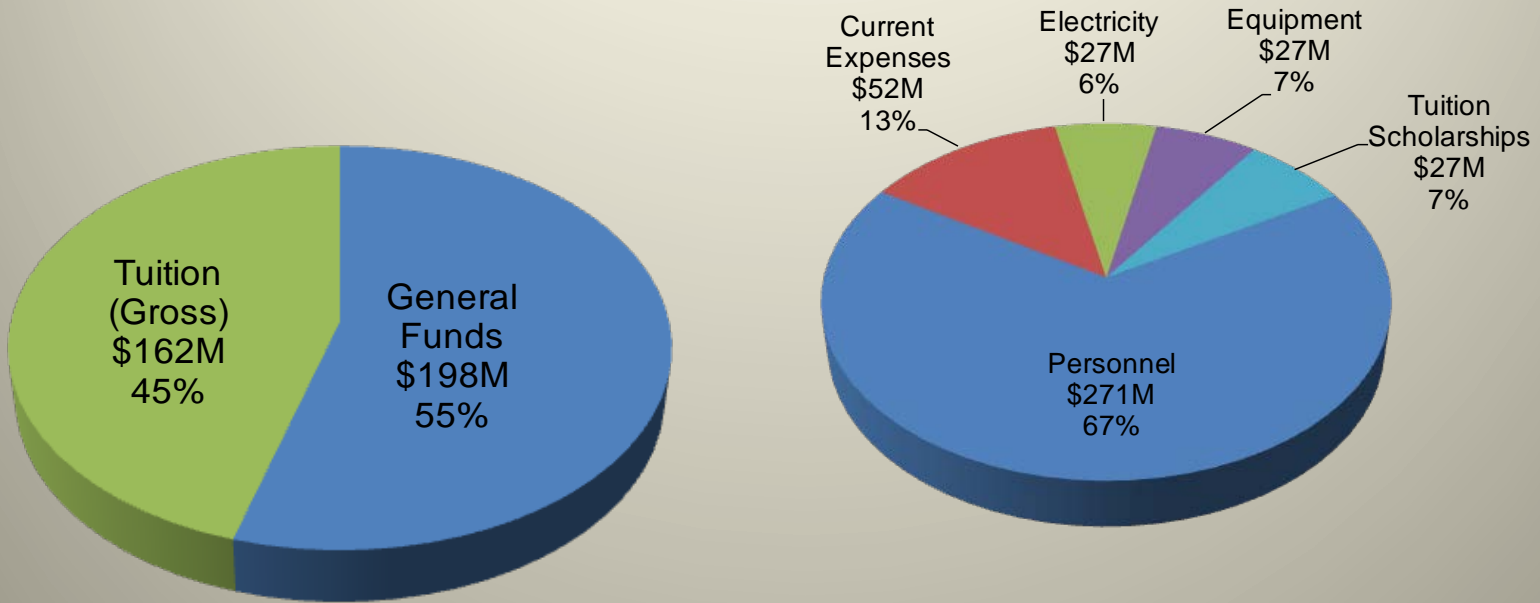


## FY2012 – Tuition Fee SF



# FY 2011-12 – Mānoa

## Operating Revenue & Expense Summary

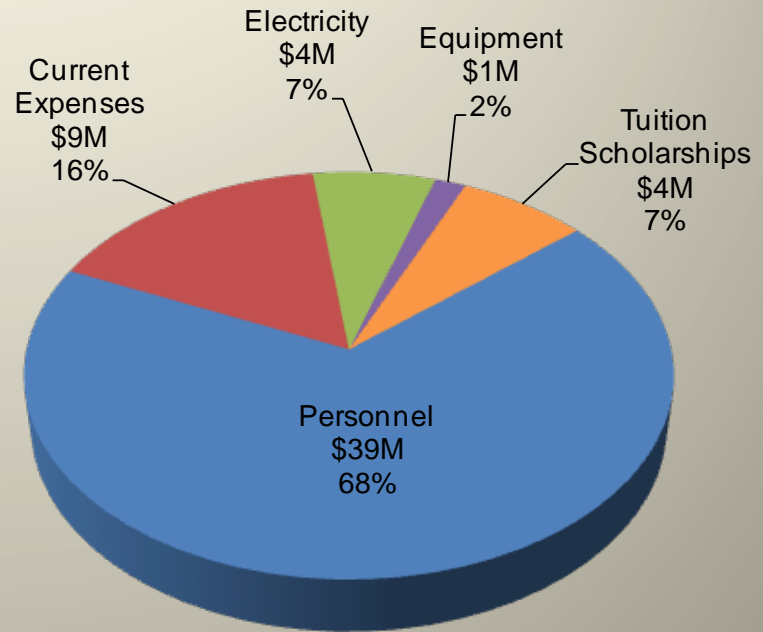
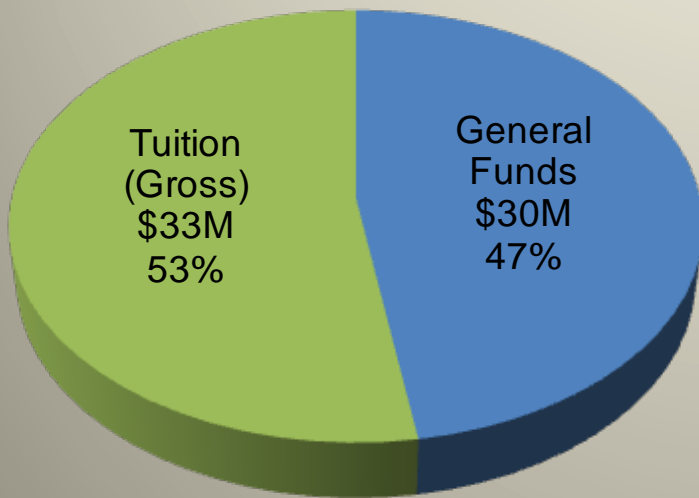


Enrollment	Student Semester Hours	Undergraduate Programs	Graduate Programs	Certificate Programs
20,429	450,674	93	140	59



# FY 2011-12 – Hilo

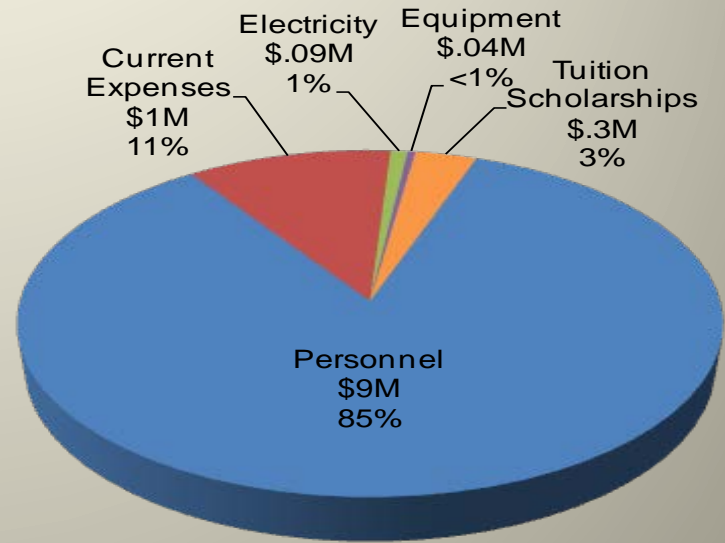
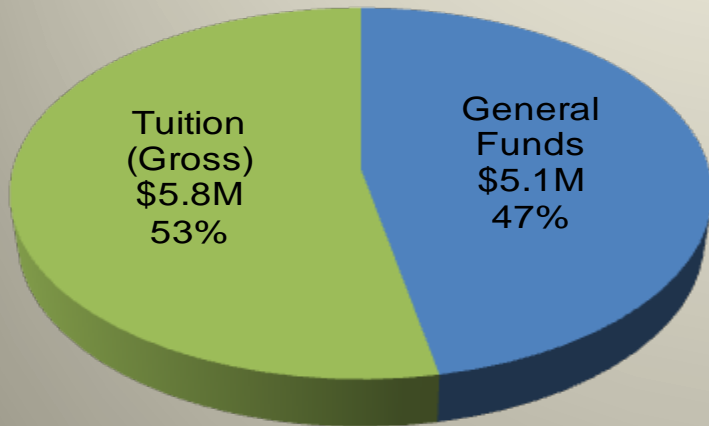
## Operating Revenue & Expense Summary



Enrollment	Student Semester Hours	Undergraduate Programs	Graduate Programs	Certificate Programs
4,139	100,920	37	11	22

# FY 2011-12 – West O‘ahu

## Operating Revenue & Expense Summary

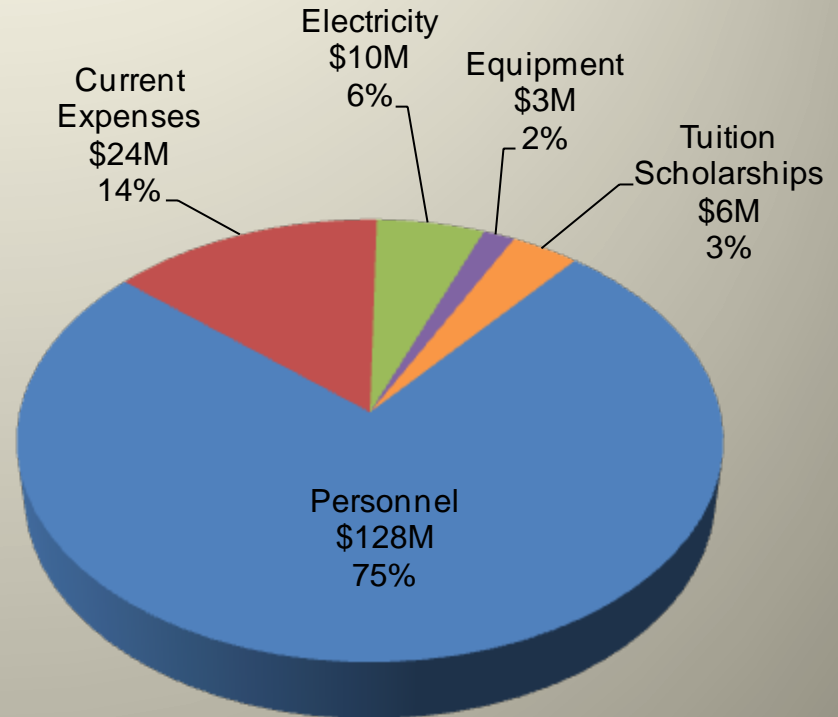
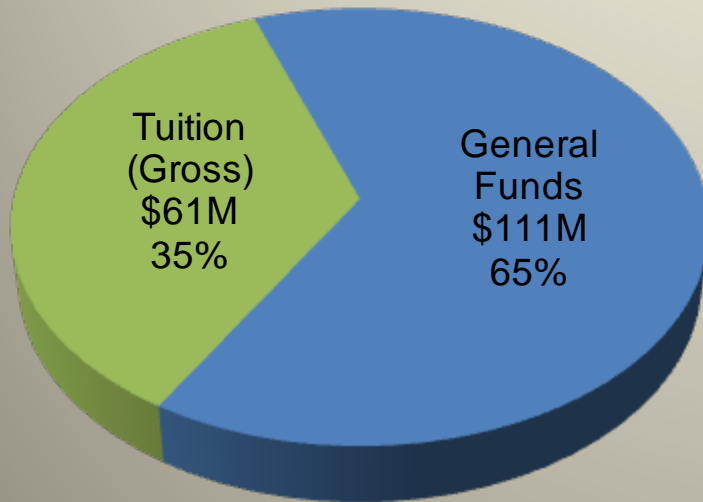


Enrollment	Student Semester Hours	Undergraduate Programs	Certificate Programs
1,662	23,825	6	6



# FY 2011-12 – Community Colleges

## Operating Revenue & Expense Summary



Enrollment	Student Semester Hours	Undergraduate Programs	Certificate Programs
34,100	563,139	109	76

# TFSF Revenue Projections

## FY13 to FY17

Campus		2012-13	2013-14	2014-15	2015-16	2016-17
UH Mānoa	Gross Tuition Revenue	173,241,808	183,037,747	196,073,631	210,090,731	225,025,068
	Tuition Scholarships	(26,380,733)	(29,451,107)	(32,946,794)	(37,253,990)	(42,018,146)
	Net Tuition Revenue	146,861,075	153,586,640	163,126,837	172,836,741	183,006,922
UH Hilo	Gross Tuition Revenue	33,776,003	35,311,436	37,382,540	39,555,452	41,917,560
	Tuition Scholarships	(5,251,454)	(5,741,921)	(6,356,059)	(7,102,683)	(7,911,090)
	Net Tuition Revenue	28,524,549	29,569,515	31,026,481	32,452,769	34,006,470
UH West O'ahu	Gross Tuition Revenue	8,366,826	9,092,095	9,885,682	10,568,845	11,320,324
	Tuition Scholarships	(931,563)	(1,422,360)	(1,636,577)	(1,878,279)	(2,113,769)
	Net Tuition Revenue	7,435,263	7,669,735	8,249,105	8,690,566	9,206,555
Community Colleges	Gross Tuition Revenue	63,824,262	66,668,847	71,189,358	75,712,551	80,241,201
	Tuition Scholarships	(6,784,545)	(7,020,669)	(7,333,573)	(7,830,829)	(8,328,381)
	Net Tuition Revenue	57,039,717	59,648,178	63,855,785	67,881,722	71,912,820
TOTAL	Gross Tuition Revenue	279,208,899	294,110,125	314,531,211	335,927,579	358,504,153
	Tuition Scholarships	(39,348,295)	(43,636,057)	(48,273,003)	(54,065,781)	(60,371,386)
	Net Tuition Revenue	239,860,604	250,474,068	266,258,208	281,861,798	298,132,767

# Future Claims on TFSF Revenues

- ❖ Increasing Scholarships
- ❖ Escalating electricity costs
- ❖ Faculty collective bargaining costs
- ❖ Financing of deferred maintenance
- ❖ University System Strategic Outcomes



**University System  
Strategic Outcomes  
& Performance Measures**  
**2008- 2015**

