



RS

UNIVERSITY OF HAWAI'I SYSTEM

OFFICE OF RESEARCH SERVICES

Annual Report
Extramural Awards & Expenditures

2013

Prepared by the Office of Research Services
for the period July 1, 2012 through June 30, 2013

TABLE OF CONTENTS

3	Letter from Vice President for Research and Innovation Vassilis Syrmos
---	--

Proposals & Awards

5	Chart 1	Awards by Sponsor FY 2013
6	Figure 1	Contract and Grant Awards by Sponsor Summary FY 2013
7	Chart 2	Federal and Non-Federal Awards % of Total Awards FY 2009 - 2013
7	Figure 2	Federal and Non-Federal Award Summary FY 2009 - 2013
8	Chart 3a	Non-Federal Awards by Fiscal Year FY 2009 - 2013
9	Chart 3b	Federal Awards by Fiscal Year FY 2009 - 2013
10	Figure 3	Contract and Grant Award Summary FY 2009 - 2013
11	Chart 4	ARRA Awards by Sponsor Type FY 2009 - 2013
12	Figure 4	ARRA Award Summary FY 2009 - 2013
13	Chart 5	Contract and Grant Proposals Submitted FY 2012- 2013
14	Figure 5	Contract and Grant Proposal Summary FY 2012- 2013
15	Chart 6	Total Contract and Grant Awards 2000 - 2013
15	Figure 6	Total Contract and Grant Award Summary FY 2000 - 2013
16	Figure 7	Top Individual Awards in FY 2013
17	Figure 8	Top 50 PIs for FY 2013
19	Chart 7	Contract and Grant Awards by Campus FY 2013
20	Chart 8	Contract and Grant Awards for UH Manoa FY 2013
21	Chart 9	Contract and Grant Awards for UH Hilo FY 2013
22	Figure 9	Contract and Grant Awards Summary by Campus/College/Department FY 2013

Expenditures

28	Chart 10	Total Expenditures from Contracts and Grants by Source of Funds FY 2012 - 2013
29	Figure 10	Total Expenditures from Contracts and Grants by Source of Funds FY 2012 - 2013
30	Chart 10A	Total ARRA Expenditures by Year and Source of Funds FY 2009 - 2013
31	Figure 10A	Total ARRA Expenditures by Year and Source of Funds FY 2009 - 2013
32	Chart 11	Total Expenditures from Contracts and Grants by Type of Program and Source of Funds for FY 2013
33	Figure 11	Total Expenditures from Contracts and Grants by Type of Program and Source of Funds for FY 2013
34	Chart 12	Total FTE Paid from Contracts and Grants for FY 2012 - 2013
35	Figure 12	Total FTE Paid from Contracts and Grants for FY 2012 - 2013
36	Chart 13	Breakdown of Facilities and Administrative Cost by Major Category FY ending June 30, 2011
37	Chart 14	Total Royalties received from University Patents from Fiscal Year 2009 - 2013
38	Figure 14	Total Royalties received from University Patents from Fiscal Year 2009 - 2013

Appendices

39	Appendix 1	Source of Awards
----	------------	------------------

December 2013

Dear Colleagues,

I am pleased to present the University of Hawai'i's (UH) Annual Report of Extramural Awards & Expenditures for fiscal year 2013. When I came to the University of Hawai'i in 1991, sponsored research funds totaled \$125 million in FY 1992; by FY2013 we tripled our sponsored research funds to \$409 million.

The UH System is comprised of a flagship research campus (UH Mānoa), which holds land-, space- and sea-grant designations, two baccalaureate campuses (UH Hilo and UH West O'ahu) and seven community colleges, conferring associate, bachelor's, master's, and doctoral degrees. UH also serves Hawai'i through university and education centers, and research facilities across six Hawaiian Islands.

The University of Hawai'i is working in partnership with the private sector and government to build a thriving \$1 billion research enterprise in Hawai'i that will develop a third major economic sector for the State, create thousands of high-quality living-wage jobs, and address the challenges and opportunities that face our communities and the world to improve our quality of life. More information about the Hawai'i Innovation Initiative is available online at <http://hawaii.edu/innovation>.

The National Science Foundation ranks UH Mānoa as 71st in 2012 for Research and Development Expenditures. UH Mānoa is also ranked among the top 150 universities by the 2012 Academic Ranking of World Universities conducted by Shanghai Jiao Tong University. The University of Hawai'i is 189 on National Taiwan University's 2013 rankings for world universities. These national and international achievements that the University of Hawai'i has garnered are indicative of the quality of research and scholarship produced.

This fiscal year, federal sponsors provided 64% of the total awards received by the University, which continues the federal funding trend for the University since FY 2009. The following highlights some of the diversity of our awards:

- \$19.4M from the U.S. Department of Defense – Office of Naval Research: “Asia Pacific Research Initiative for Sustainable Energy Systems,” PI: Richard Rocheleau
- \$12.6M from the U.S. Department of Labor: “Rural Hawai'i Workforce Development Program,” PI: Clyde Sakamoto
- \$1.6M from the National Science Foundation: “The Hawai'i Ocean Time-series (HOT): Sustaining Ocean Ecosystem and Climate Observations in the North Pacific Subtropical Gyre,” PI: David Karl
- \$1.7M from National Aeronautics and Space Administration: “Augmentation of the Pan-STARRS NEWO Detection and Characterization System,” PI: Nicholas Kaiser
- \$3.4M from Department of Health and Human Services: “RCMI Multidisciplinary and Translational Research Infrastructure Expansion Hawai'i (RMATRIX),” PI: Jerris Hedges

- \$4.4M from Health and Human Services, “Understanding Ethnic Differences in Cancer: The Multiethnic Cohort Study,” PI Loic Le Marchand
- \$5.8M from Health and Human Services: “Pharm2Pharm” Service Innovation in Rural Hawai‘i,” PI John Pezzuto
- \$5.1M from the U.S. Department of Homeland Security: “National Disaster Preparedness Training Center,” PI: Karl Kim

We continue to enhance the University’s ability to excel in research and training by supporting our outstanding faculty and students, by strategically hiring new faculty in areas of research and academic excellence and by providing our faculty, researchers, students and staff with a first-class physical and administrative research infrastructure. We work as a community to improve our research support services to faculty and researchers to strengthen the University’s competitiveness and to collaborate in achieving excellence in research.

Sincerely,

Vassilis L. Syrmos
Vice President for Research and Innovation

Chart 1

Awards by Sponsor - 2013 Award Amount in Millions

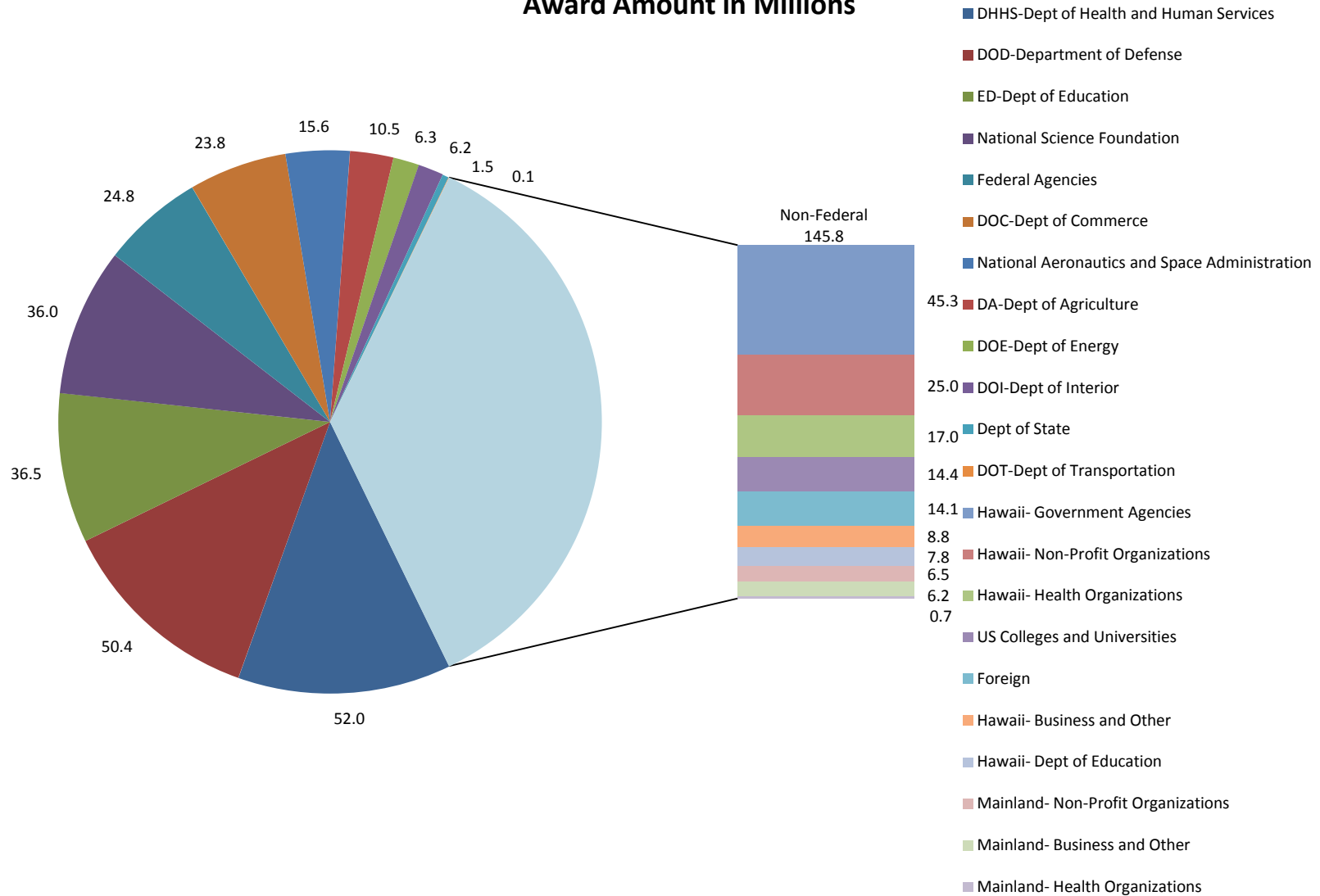


Chart 1

Figure 1: Contract and Grant Awards by Sponsor Summary - 2013

Sponsor Type	Amount Awarded	Award Count
DHHS-Dept of Health and Human Services	51,969,432	116
DOD-Department of Defense	50,425,587	99
ED-Dept of Education	36,529,862	79
National Science Foundation	36,047,795	124
Federal Agencies	24,829,955	27
DOC-Dept of Commerce	23,827,535	73
National Aeronautics and Space Administration	15,615,148	85
DA-Dept of Agriculture	10,544,569	51
DOE-Dept of Energy	6,309,014	11
DOI-Dept of Interior	6,210,569	63
Dept of State	1,546,397	2
DOT-Dept of Transportation	124,784	1
Hawaii- Government Agencies	45,346,358	318
Hawaii- Non-Profit Organizations	24,980,130	225
Hawaii- Health Organizations	17,011,127	59
US Colleges and Universities	14,389,121	146
Foreign	14,126,278	69
Hawaii- Business and Other	8,758,859	64
Hawaii- Dept of Education	7,845,769	12
Mainland- Non-Profit Organizations	6,484,735	61
Mainland- Business and Other	6,153,313	101
Mainland- Health Organizations	706,981	15
Grand Total	409,783,318	1801

Figure 1

Chart 2

**Federal and Non-Federal Awards, % of Total Awarded
FY 2009 - FY 2013**

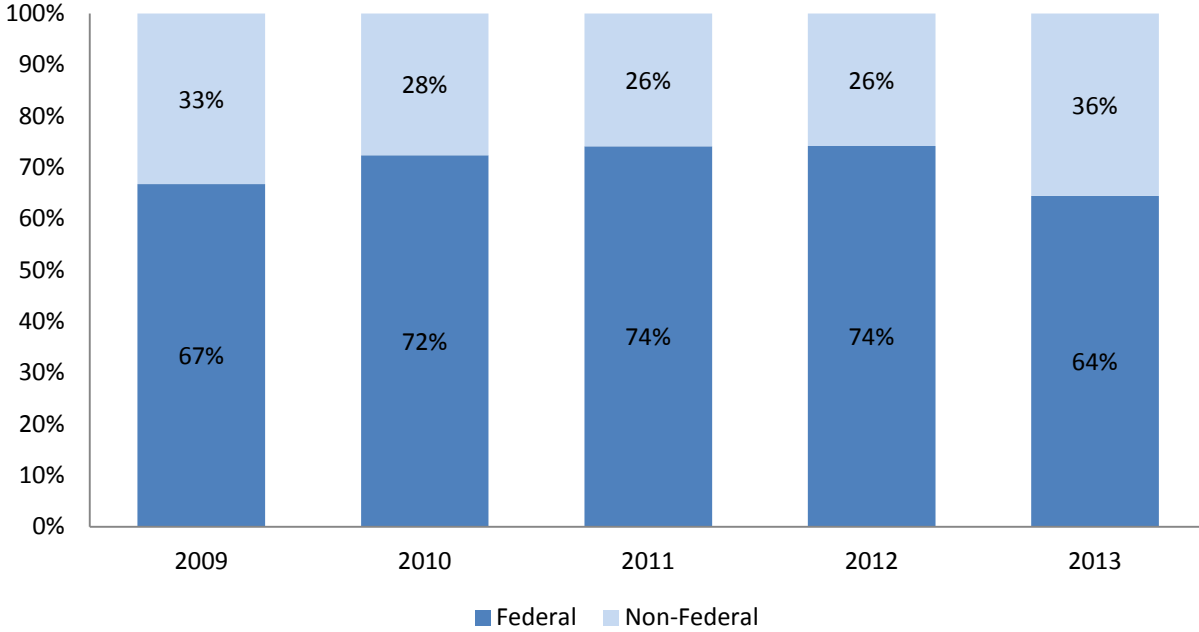


Figure 2: Federal and Non-Federal Award Summary

Source of Funding	FY 2009 Amount Awarded	FY 2010 Amount Awarded	FY 2011 Amount Awarded	FY 2012 Amount Awarded	FY 2013 Amount Awarded
Federal	276,241,354	327,429,187	362,003,028	323,353,886	263,980,647
Non-Federal	137,722,385	124,979,482	126,594,880	112,521,081	145,802,671
Total	413,963,739	452,408,669	488,597,908	435,874,967	409,783,318

Chart 3a

Non-Federal Awards by Fiscal Year, in Millions

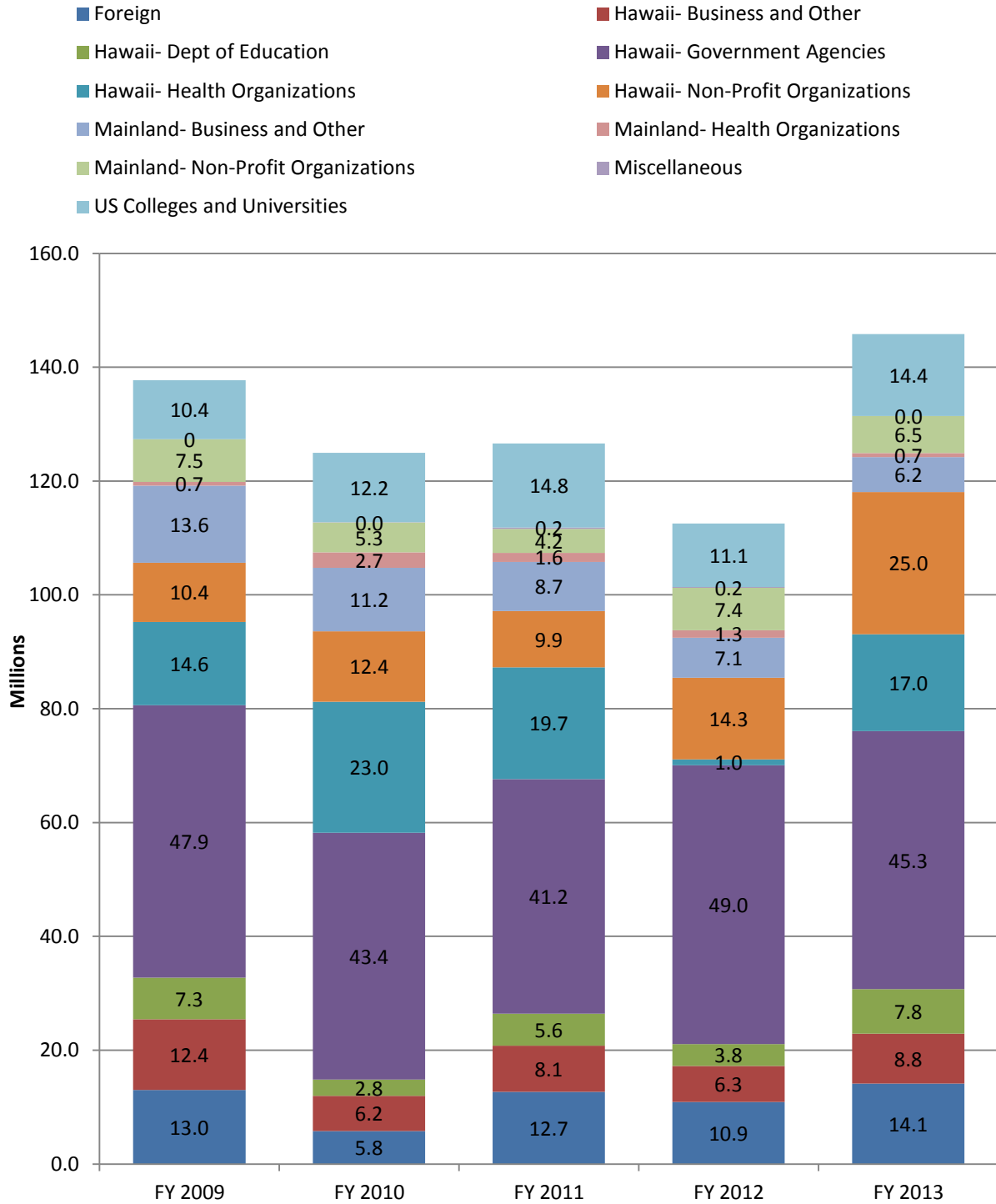


Chart 3a

Chart 3b

Federal Awards by Fiscal Year, in Millions



Chart 3b

**Figure 3: Contract and Grant Awards Summary
Fiscal Year 2009 - 2013**

Source of Funding	FY2009		FY2010		FY2011		FY2012		FY2013	
	Amount Awarded	% of Total	Amount Awarded	% of Total	Amount Awarded	% of Total	Amount Awarded	% of Total	Amount Awarded	% of Total
Federal										
DA-Dept of Agriculture	11,983,177	3%	10,515,951	2%	14,657,133	3%	17,375,514	4%	10,544,569	3%
Dept of State	299,954	0%	-	0%	-	0%	9,250	0%	1,546,397	0%
DHHS-Dept of Health and Human Services	67,080,123	16%	82,802,514	18%	76,339,402	16%	57,981,206	13%	51,969,432	13%
DOC-Dept of Commerce	24,666,978	6%	36,506,084	8%	65,901,781	13%	26,416,153	6%	23,827,535	6%
DOD-Department of Defense	52,736,295	13%	52,765,277	12%	45,851,344	9%	70,630,629	16%	50,425,587	12%
DOE-Dept of Energy	8,972,892	2%	8,831,297	2%	27,496,587	6%	6,048,107	1%	6,309,014	2%
DOI-Dept of Interior	4,895,247	1%	5,253,295	1%	6,657,346	1%	5,006,845	1%	6,210,569	2%
DOT-Dept of Transportation	-	0%	-	0%	-	0%	-	0%	124,784	0%
ED-Dept of Education	39,385,114	10%	35,825,851	8%	39,920,590	8%	44,500,282	10%	36,529,862	9%
Other Federal Agencies	13,327,653	3%	15,439,014	3%	19,402,958	4%	34,204,355	8%	24,829,955	6%
National Aeronautics and Space Administration	20,007,807	5%	16,243,068	4%	13,768,492	3%	17,757,775	4%	15,615,148	4%
National Science Foundation	32,886,114	8%	63,246,836	14%	52,007,395	11%	43,423,770	10%	36,047,795	9%
Subtotal	276,241,354	67%	327,429,187	72%	362,003,028	74%	323,353,886	74%	263,980,647	64%
Non-Federal										
Foreign	12,994,839	3%	5,798,963	1%	12,684,402	3%	10,923,010	3%	14,126,278	3%
Hawaii- Business and Other	12,428,115	3%	6,180,376	1%	8,107,321	2%	6,306,280	1%	8,758,859	2%
Hawaii- Dept of Education	7,322,810	2%	2,848,940	1%	5,633,383	1%	3,849,568	1%	7,845,769	2%
Hawaii- Government Agencies	47,883,817	12%	43,373,260	10%	41,191,496	8%	48,973,975	11%	45,346,358	11%
Hawaii- Health Organizations	14,602,904	4%	23,015,089	5%	19,659,270	4%	1,039,441	0%	17,011,127	4%
Hawaii- Non-Profit Organizations	10,427,054	3%	12,364,047	3%	9,863,373	2%	14,343,456	3%	24,980,130	6%
Mainland- Business and Other	13,555,054	3%	11,167,142	2%	8,659,607	2%	7,059,345	2%	6,153,313	2%
Mainland- Health Organizations	650,403	0%	2,715,527	1%	1,601,850	0%	1,288,146	0%	706,981	0%
Mainland- Non-Profit Organizations	7,477,469	2%	5,280,365	1%	4,219,209	1%	7,448,311	2%	6,484,735	2%
Miscellaneous	-	0%	11,750	0%	215,987	0%	158,121	0%	-	0%
US Colleges and Universities	10,379,920	3%	12,224,023	3%	14,758,982	3%	11,131,428	3%	14,389,121	4%
Subtotal	137,722,385	33%	124,979,482	28%	126,594,880	26%	112,521,081	26%	145,802,671	36%
Grand Total	413,963,739	100%	452,408,669	100%	488,597,908	100%	435,874,967	100%	409,783,318	100%

Figure 3

Chart 4

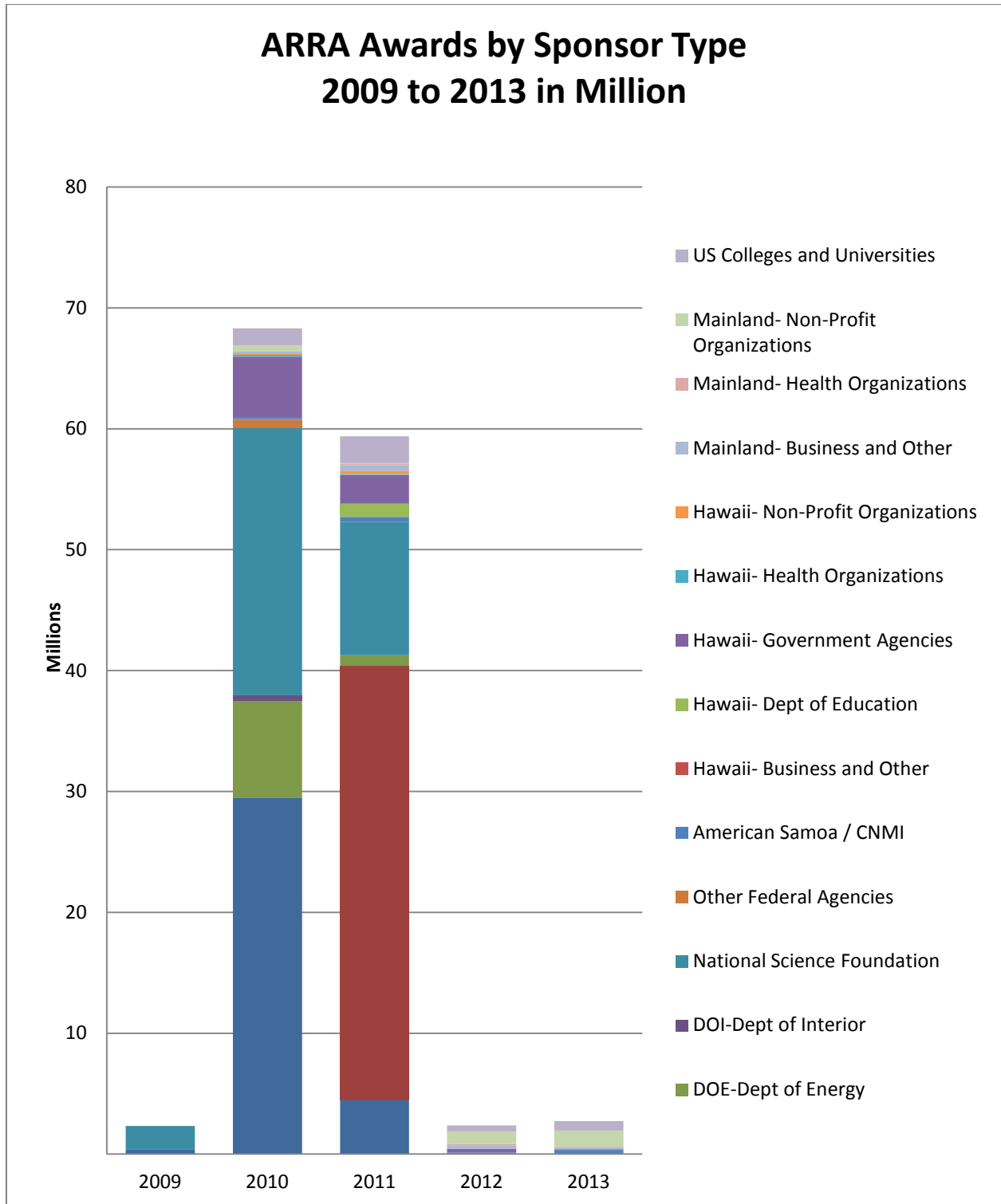


Chart 4

Figure 4: ARRA Award Summary
Fiscal Years 2009 - 2013

Source of Funding	2009		2010		2011		2012		2013		
	Amount Awarded	% of Total	Amount Awarded	% of Total	Amount Awarded	% of Total	Amount Awarded	% of Total	Amount Awarded	% of Total	
Federal	DHHS-Dept of Health and Human Services	370,486	16%	29,496,276	43%	4,470,294	8%				
	DOC-Dept of Commerce					35,922,160	61%				
	DOE-Dept of Energy			8,048,585	12%	887,000	1%				
	DOI-Dept of Interior			421,000	1%						
	National Science Foundation	1,951,416	84%	22,100,041	32%	11,014,626	19%				
	Other Federal Agencies			670,190	1%						
	Subtotal	2,321,902	100%	60,736,092	89%	52,294,080	88%		0%		0%
Federal Pass-Through	American Samoa / CNMI			131,410	0%	411,973	1%	140,000	6%	344,634	13%
	Hawaii- Business and Other										
	Hawaii- Dept of Education					1,120,080	2%				
	Hawaii- Government Agencies			5,100,672	7%	2,337,663	4%	286,365	12%	61,586	2%
	Hawaii- Health Organizations			141,633	0%	86,738	0%				
	Hawaii- Non-Profit Organizations			119,429	0%	273,859	0%				
	Mainland- Business and Other			180,000	0%	443,387	1%	278,121	12%	145,843	5%
	Mainland- Health Organizations			6,836	0%	115,118	0%	118,346	5%	56,669	2%
	Mainland- Non-Profit Organizations			500,000	1%	74,779	0%	1,072,487	45%	1,338,124	49%
	US Colleges and Universities			1,384,058	2%	2,212,985	4%	478,411	20%	789,101	29%
Subtotal	-	0%	7,564,038	11%	7,076,582	12%	2,373,730	100%	2,735,957	100%	
Grand Total	2,321,902	100%	68,300,130	100%	59,370,662	100%	2,373,730	100%	2,735,957	100%	

Figure 4

Chart 5

**Contract and Grant Proposals Submitted
Fiscal Year 2012 - 2013**

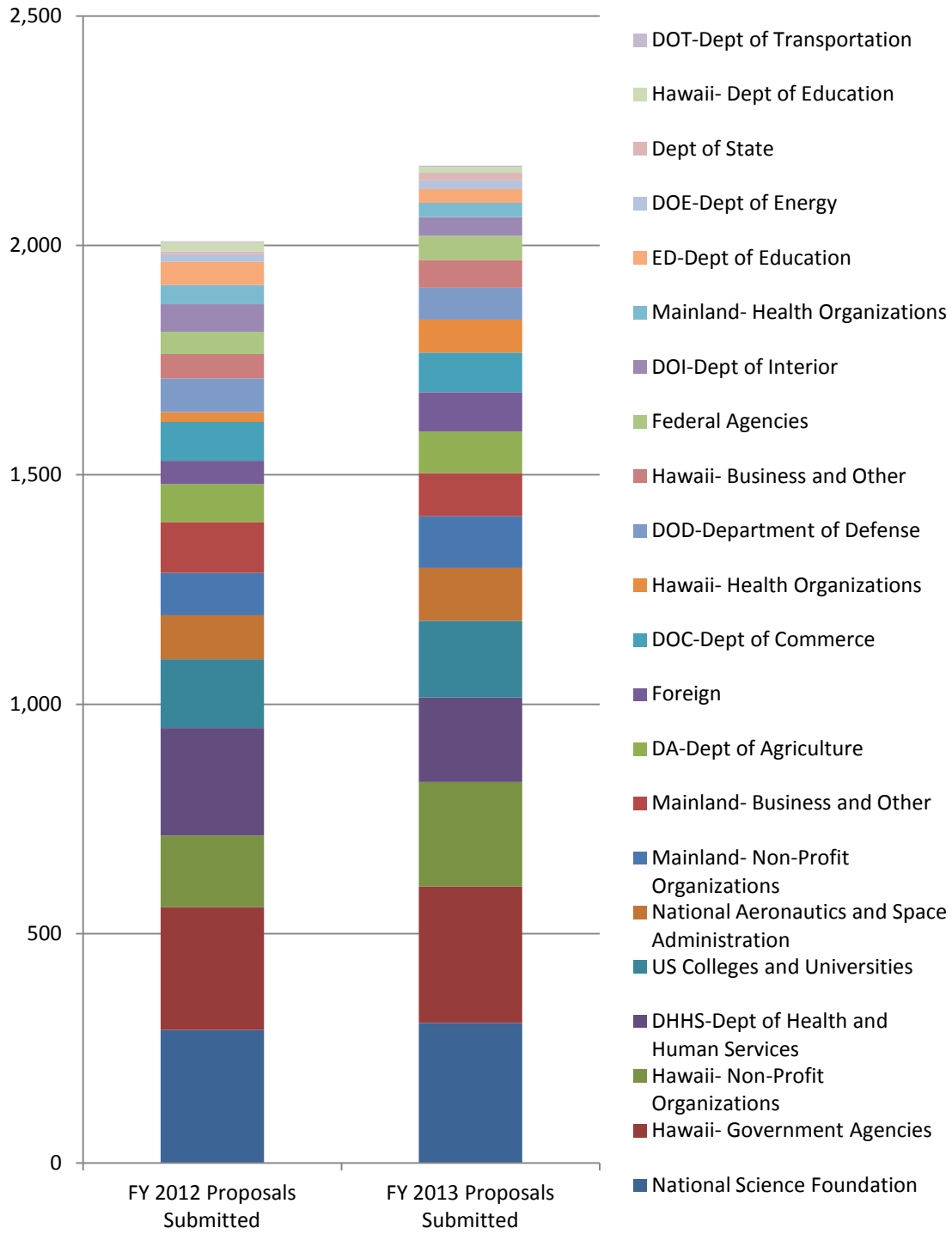


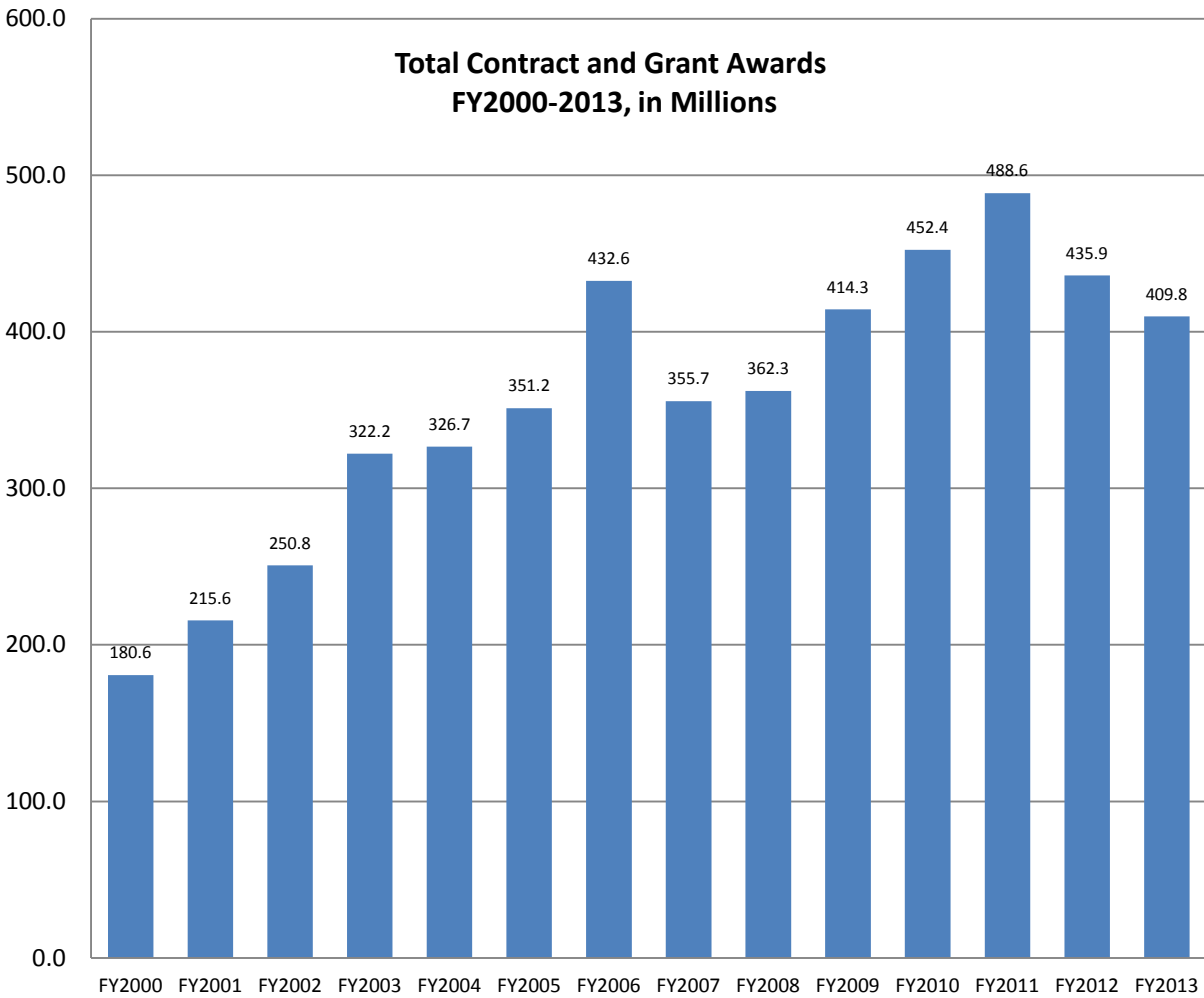
Chart 5

**Figure 5: Contract and Grant Proposals Summary
Fiscal Year 2012 - 2013**

Source of Funds	FY2012		FY2013	
	Proposals Submitted	Requested Amount	Proposals Submitted	Requested Amount
Federal				
DA-Dept of Agriculture	83	46,105,070	90	25,284,482
Dept of State	6	3,361,737	16	167,825,102
DHHS-Dept of Health and Human Services	234	384,236,234	184	283,209,263
DOC-Dept of Commerce	84	27,528,928	86	27,918,731
DOD-Department of Defense	73	196,148,147	70	88,716,526
DOE-Dept of Energy	17	19,833,452	19	29,001,950
DOI-Dept of Interior	60	7,747,690	41	5,838,695
DOT-Dept of Transportation	2	450,000	3	409,330
ED-Dept of Education	50	84,814,734	30	32,663,497
Federal Agencies	49	40,296,401	53	17,844,656
National Aeronautics and Space Administration	96	40,125,189	115	72,549,021
National Science Foundation	290	134,184,088	305	134,223,366
Subtotal	1,044	984,831,670	1,012	885,484,618
Non-Federal				
Foreign	51	10,404,176	86	28,734,594
Hawaii- Business and Other	53	7,427,700	60	11,271,614
Hawaii- Dept of Education	20	5,582,514	13	10,368,079
Hawaii- Government Agencies	268	39,587,319	298	45,481,750
Hawaii- Health Organizations	22	2,324,819	72	20,932,500
Hawaii- Non-Profit Organizations	156	14,975,774	228	27,185,044
Mainland- Business and Other	111	14,142,962	94	7,409,444
Mainland- Health Organizations	42	9,554,513	31	2,562,677
Mainland- Non-Profit Organizations	92	14,161,136	113	11,518,319
US Colleges and Universities	150	36,030,383	167	47,972,010
Subtotal	965	154,191,296	1,162	213,436,031
Grand Total	2,009	1,139,022,966	2,174	1,098,920,649

Figure 5

Chart 6



**Figure 6: Total Grants and Contract Awards Summary
Fiscal Years 2000 to 2013**

Year	Total Awarded	% Change	Year	Total Awarded	% Change
FY2000	\$180,637,595	10%	FY2007	\$355,724,605	-18%
FY2001	\$215,597,432	19%	FY2008	\$362,289,909	2%
FY2002	\$250,794,143	16%	FY2009	\$414,260,208	14%
FY2003	\$322,220,492	28%	FY2010	\$452,408,669	9%
FY2004	\$326,719,448	1%	FY2011	\$488,597,908	8%
FY2005	\$351,209,277	7%	FY2012	\$435,874,967	-11%
FY2006	\$432,594,275	23%	FY2013	\$409,783,318	-6%

Figure 7: Top Individual Awards in FY2013

Award Amount	PI Name	Department	Award Sponsor	Title
19,419,871	Richard Rocheleau	Hawaii Natural Energy Institute (HNEI)	DEFENSE, DEPT-NAVY OFC OF NAVAL RSCH	Asia Pacific Research Initiative for Sustainable Energy Systems (APRISSES 2012)
12,665,892	Clyde M. Sakamoto	Chancellor, UH Maui College	LABOR, DEPT-EMPLOYMENT TRNG ADM-FED	Rural Hawaii Workforce Development Program
5,147,000	Karl Kim	Urban and Regional Planning	HOMELAND SECURITY, DEPT-FEMA	National Disaster Preparedness Training Center
4,945,272	Rachel Novotny	College of Tropical Agriculture and Human Resources	AGRICULTURE, DEPT, FOREST SVC-FED	Children's Healthy Living Program for Remote Underserved Minority Populations in the Pacific Region
4,821,600	John Morton	Office of the Vice President for Community Colleges	UNIVERSITY HAWAII FOUNDATION	Hawaii Community College - Palamanui
4,421,596	John Morton	Office of the Vice President for Community Colleges	Palamanui Global Holdings LLC	Palamanui Development Agreement Amendment 1
4,000,000	David Karl	Center for Microbial Oceanography, Research and Edu (C-MORE)	NATIONAL SCIENCE FOUNDATION	Center for Microbial Oceanography: Research and Education (C-MORE)
4,000,000	James Gaines	Office of the Vice President for Research	NATIONAL SCIENCE FOUNDATION	IMUA III:Pacific High Island Evolutionary Biogeography:Impacts of Invasive Species, Anthropogenic Activity and Climate Change on Hawaiian FocalSpecies
3,916,564	Linda K. Johnsrud	Office of the VP for Academic Planning and Policy	EDUCATION, DEPT-HI	Hawaii P-20 Strategic Plan DOE MOA D11-078 Contract CO-10170
3,899,100	Laurence Kolonel	Cancer Etiology	HEALTH & HUMAN SVC, DEPT-NIH-FED NATL CANCER INST	Understanding Ethnic Differences in Cancer: The Multiethnic Cohort Study
3,700,000	David Lassner	Office of the VP for Information Tech/Chief Info Officer	DEFENSE, DEPT-AIR FORCE	Operations and Management of the Maui High Performance Computing Center
3,632,670	Loic Le Marchand	Cancer Etiology	HEALTH & HUMAN SVC, DEPT-NIH-FED NATL CANCER INST	Obesity, Body Fat Distribution, and Cancer Risk in the Multiethnic Cohort
3,616,686	Lynnae Karen Sauvage	Department of Obstetrics, Gynecology and Women's Health	UNIVERSITY HEALTH GROUP	Reimbursement Agreement Fiscal Year 2013 - Agreement No. SF13-UCERA-OBGYN
3,600,000	James Gaines	Office of the Vice President for Research	DEFENSE, DEPT-DEPUTY UNDR SECRETARY OF DEF	Managing Partner of Pacific Disaster Center
3,514,895	Chittaranjan Ray	Water Resources Research Center	CITY & COUNTY HONOLULU	Biological and Sediment Monitoring Program
3,416,712	Jerris Robert Hedges	John A. Burns School of Medicine	HEALTH & HUMAN SVC, DEPT-NIH-FED NATL CTR FOR RSCH RES	RCMI Multidisciplinary and Translational Research Infrastructure Expansion Hawaii (RMATRIX)
3,385,612	Linda K. Johnsrud	Office of the VP for Academic Planning and Policy	EDUCATION, DEPT-HI	Hawaii P-20 Strategic Plan DOE MOA D11-078 Contract CO-10170
3,321,627	Linda K. Johnsrud	Office of the VP for Academic Planning and Policy	EDUCATION, DEPT-FED	Gaining Early Readiness and Awareness for Undergraduate Programs State Grant (GEAR UP)
3,183,829	Richard E Rocheleau	Hawaii Natural Energy Institute (HNEI)	ENERGY, DEPT	National Marine Renewable Energy Center in Hawaii
3,156,200	Alexander N Shor	School of Ocean and Earth Science and Technology	NATIONAL SCIENCE FOUNDATION	R/V Kilo Moana Ship Operations 2012-2016

Figure 8: Top 50 PIs for FY2013

Rank	Investigator	Total Amount Awarded	Unit
1	Richard Rocheleau	23,530,099	School of Ocean and Earth Science and Technology
2	Clyde M. Sakamoto	16,778,683	Chancellor, UH Maui College
3	James Gaines	15,240,794	Office of the Vice President for Research
4	Mark Merrifield	14,287,407	School of Ocean and Earth Science and Technology
5	David Duffy	12,983,998	College of Natural Sciences
6	Linda K. Johnsrud	12,746,631	Office of the VP for Academic Planning and Policy
7	David Lassner	11,655,502	Office of the VP for Information Tech/Chief Info Officer
8	John Morton	10,710,815	Office of the Vice President for Community Colleges
9	Alexander Shor	9,214,432	School of Ocean and Earth Science and Technology
10	Luke Flynn	6,997,168	School of Ocean and Earth Science and Technology
11	Norman Okamura	6,159,261	College of Social Sciences
12	Karl Kim	5,571,347	College of Social Sciences
13	Rachel Novotny	5,015,938	College of Tropical Agriculture and Human Resources
14	Loic Le Marchand	4,866,115	University of Hawaii Cancer Center
15	Lynnae Karen Sauvage	4,837,586	John A. Burns School of Medicine
16	David Karl	4,417,401	School of Ocean and Earth Science and Technology
17	Ardis Eschenberg	4,228,897	Chancellor, Windward Community College
18	Kenneth Nakamura	4,164,063	John A. Burns School of Medicine
19	Alan Tokunaga	4,148,384	Institute for Astronomy
20	Chittaranjan Ray	3,979,905	Water Resources Research Center
21	Laurence Kolonel	3,938,878	University of Hawaii Cancer Center
22	Jerris Robert Hedges	3,589,771	John A. Burns School of Medicine
23	Clifford W. Morden	3,444,607	College of Natural Sciences
24	Jason E Maddock	3,290,930	John A. Burns School of Medicine
25	Richard Yanagihara	3,034,141	John A. Burns School of Medicine
26	Michael Pecsok	3,010,179	Chancellor, Leeward Community College
27	Marla Berry	2,907,181	John A. Burns School of Medicine
28	Nicholas Kaiser	2,895,000	Institute for Astronomy
29	John Pezzuto	2,712,184	College of Pharmacy
30	Michele Carbone	2,639,435	University of Hawaii Cancer Center
31	Robert A Stodden	2,636,694	College of Education
32	Carol Hoshiko	2,468,800	Chancellor, Kapiolani Community College
33	Deborah K Zuercher	2,456,164	College of Education
34	Kenneth Kaneshiro	2,449,632	Pacific Biosciences Research Center
35	Donald Straney	2,432,728	Chancellor, UH Hilo
36	William Steven Ward	2,429,942	John A. Burns School of Medicine
37	Grace Fong	2,416,481	College of Tropical Agriculture and Human Resources
38	Linda Chang	2,236,589	John A. Burns School of Medicine
39	Leon Richards	2,144,436	Chancellor, Kapiolani Community College
40	Naleen Andrade	2,127,512	John A. Burns School of Medicine
41	Susan Steinemann	2,095,453	John A. Burns School of Medicine
42	Anthony Guerrero	2,084,115	John A. Burns School of Medicine
43	Kay Fukuda	1,895,401	Vice Chancellor, Students
44	Kelly Drew Roberts	1,863,671	College of Education

Figure 8

45	Herbert Yu	1,857,377	University of Hawaii Cancer Center
46	Cecilia Shikuma	1,844,322	John A. Burns School of Medicine
47	Kamal Masaki	1,778,403	John A. Burns School of Medicine
48	Charles Kinoshita	1,777,746	College of Tropical Agriculture and Human Resources
49	Alvin Tagomori	1,581,896	Chancellor, UH Maui College
50	Louise Pagotto	1,574,961	Chancellor, Kapiolani Community College

Chart 7

Grant and Contract Awards by Campus in Millions Fiscal Year 2013

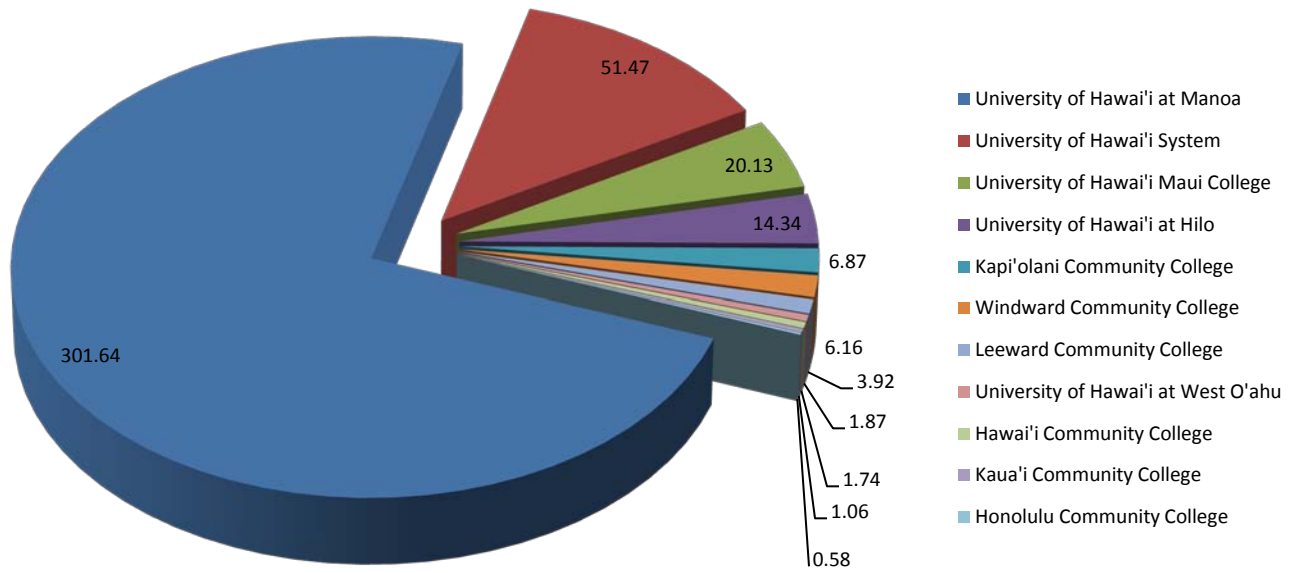


Chart 7

Chart 8

**Grant and Contract Awards for UH Manoa
By College/Department, in Millions**

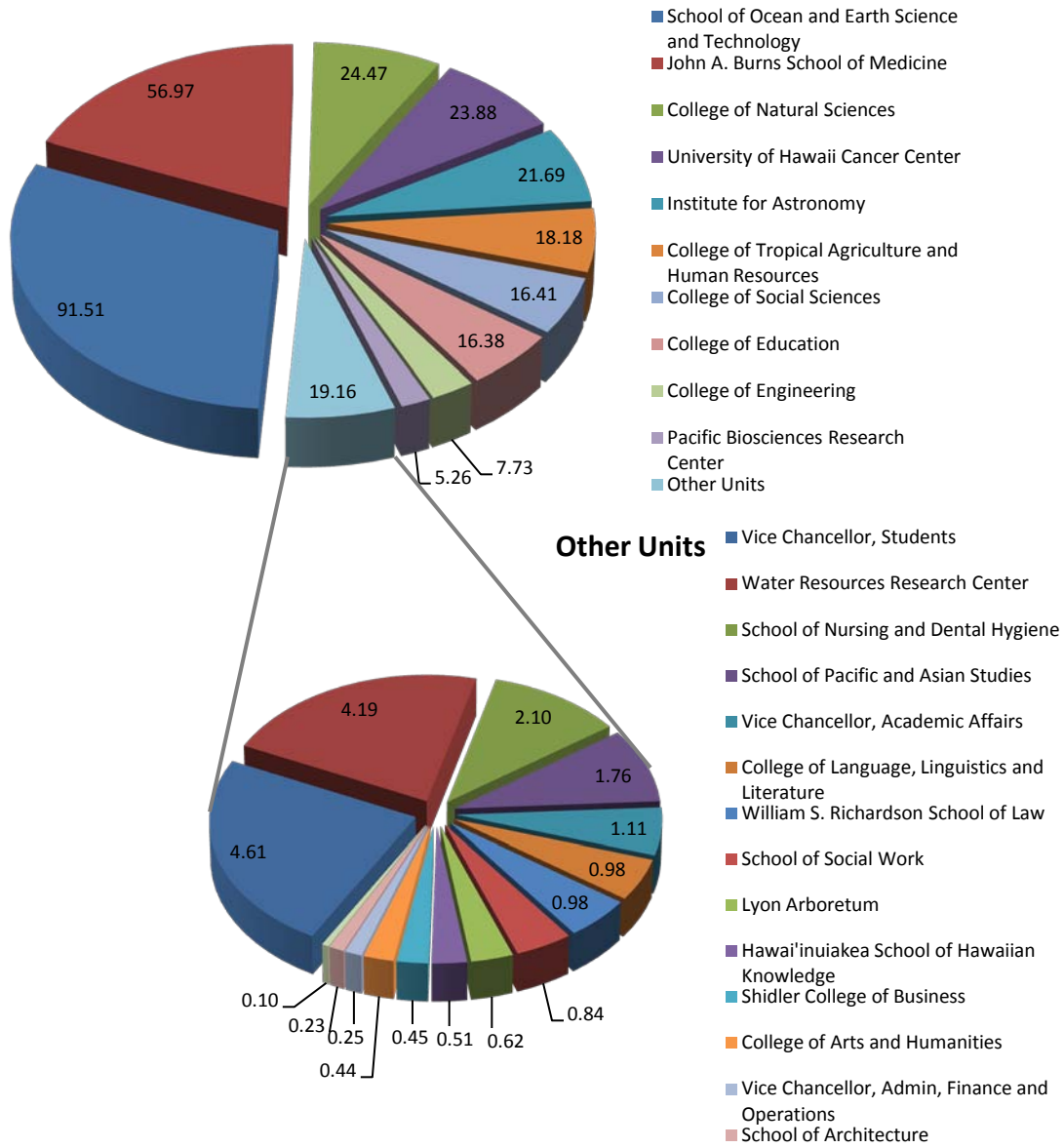


Chart 8

Chart 9

Grant and Contract Awards for UH Hilo
By College/Department, in Millions

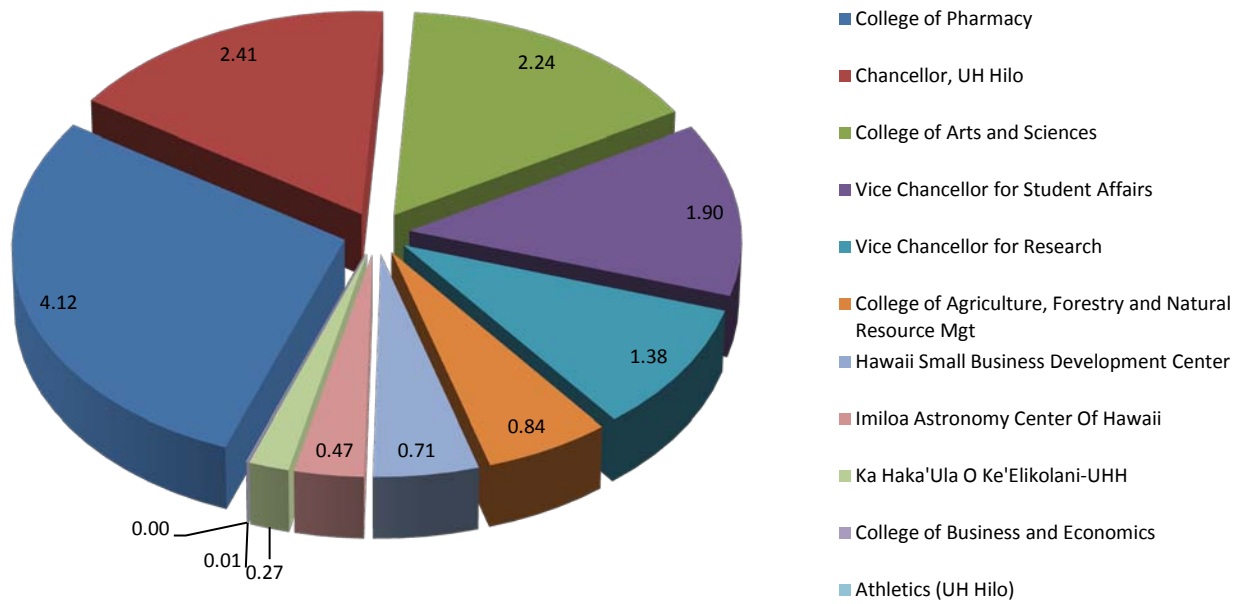


Figure 9: Contract and Grant Awards Summary by Campus/College/Department FY 2013

Campus / College / Department	Award Amount	Award Count	% of Total
Hawai'i Community College	1,741,808	3	0%
Honolulu Community College	577,310	4	0%
Kapi'olani Community College	6,865,874	28	2%
Kaua'i Community College	1,059,679	8	0%
Leeward Community College	3,920,585	12	1%
University of Hawai'i at Hilo	14,338,457	100	3%
Athletics (UH Hilo)	500	1	0%
Chancellor, UH Hilo	2,407,728	5	1%
College of Agriculture, Forestry and Natural Resource Mgt	843,614	18	0%
College of Agriculture, Forestry and Natural Resource Mgt	276,728	3	0%
Pacific Aquaculture and Coastal Resources Ctr	566,886	15	0%
College of Arts and Sciences	2,242,601	21	1%
Biology (UH Hilo)	836,417	5	0%
College of Arts and Sciences	250,000	1	0%
Geography (UH Hilo)	196,848	1	0%
Marine Science	164,635	4	0%
Mathematics (UH Hilo)	27,366	2	0%
Physics and Astronomy	92,688	1	0%
Psychology (UH Hilo)	604,647	6	0%
Social Sciences Division	70,000	1	0%
College of Business and Economics	7,500	1	0%
Economics (UH Hilo)	7,500	1	0%
College of Pharmacy	4,116,254	16	1%
College of Pharmacy	2,712,184	1	1%
Pharmaceutical Sciences	1,354,570	13	0%
Pharmacy Practice	49,500	2	0%
Hawaii Small Business Development Center	707,272	7	0%
Imiloa Astronomy Center Of Hawaii	465,377	5	0%
Ka Haka'Ula O Ke'Elikolani-UHH	270,419	2	0%
Vice Chancellor for Research	1,380,027	12	0%

Figure 9

Vice Chancellor for Student Affairs	1,897,165	12	0%
Center For Gifted And Talented Native Hawaiian Children	502,692	1	0%
Upward Bound	723,850	3	0%
Vice Chancellor for Student Affairs	670,623	8	0%
University of Hawai'i at Manoa	301,642,217	1,523	74%
College of Arts and Humanities	439,519	14	0%
American Studies	90,000	2	0%
Art and Art History	8,121	1	0%
College of Arts and Humanities	4,000	1	0%
History (UH Manoa)	73,258	2	0%
Music (UH Manoa)	8,132	2	0%
Philosophy (UH Manoa)	245,845	4	0%
Theatre and Dance	7,163	1	0%
UHM Uehiro Academy for Philosophy and Ethics in Education	3,000	1	0%
College of Education	16,379,057	71	4%
Center on Disability Studies/University Affiliated Pgms	8,214,857	30	2%
College of Education	742,287	6	0%
Counselor Education	147,380	1	0%
Curriculum Research and Development Group	2,819,970	13	1%
Department of Curriculum Studies	107,287	2	0%
Department of Educational Foundations	30,000	1	0%
Department of Educational Psychology	334,626	2	0%
Department of Educational Technology	32,800	1	0%
Department of Kinesiology and Rehabilitation Science	1,070,283	8	0%
Department of Special Education	299,998	1	0%
Institute for Teacher Education	2,579,569	6	1%
College of Engineering	7,730,179	60	2%
Civil and Environmental Engineering	1,784,876	9	0%
College of Engineering	779,187	4	0%
Electrical Engineering	954,845	16	0%
Hawaii Center for Advanced Communications	509,632	7	0%
Hawaii Space Flight Laboratory	764,927	1	0%
Mechanical Engineering	2,936,712	23	1%
College of Language, Linguistics and Literature	978,153	21	0%
College of Language, Linguistics and Literature	108,865	1	0%
Department of East Asian Languages and Literature	643,657	3	0%
Department of English	29,502	5	0%
Department of Indo-Pacific Languages	121,751	2	0%
Department of Linguistics	49,477	5	0%
Department of Second Language Studies	24,901	5	0%
College of Natural Sciences	24,469,063	223	6%
College of Natural Sciences	95,000	3	0%
Department of Biology (Biology Program)	702,155	5	0%

Figure 9

Department of Botany	16,908,922	159	4%
Department of Chemistry	1,187,767	10	0%
Department of Mathematics	700,850	4	0%
Department of Microbiology	192,402	2	0%
Department of Physics and Astronomy	3,325,503	26	1%
Department of Zoology	236,287	5	0%
Information and Computer Sciences	547,089	4	0%
Pacific Cooperative Studies Unit	573,088	5	0%
College of Social Sciences	16,412,741	73	4%
College of Social Sciences	53,180	1	0%
Department of Anthropology	35,791	3	0%
Economics (UH Manoa)	41,044	2	0%
Ethnic Studies	28,043	5	0%
Geography (UH Manoa)	247,895	2	0%
Psychology (UH Manoa)	1,478,240	7	0%
Public Administration	100,772	2	0%
Social Informatics and Comm Tech Res (SCR)/PEACESAT Pgm	(2,750)	-	0%
Social Science Research Institute	7,968,132	31	2%
Social Sciences Public Policy Center	35,000	2	0%
Sociology (UH Manoa)	610,927	10	0%
Urban and Regional Planning	5,801,467	7	1%
Womens Studies	15,000	1	0%
College of Tropical Agriculture and Human Resources	18,180,808	134	4%
Agricultural Diagnostic Service Center	114,312	1	0%
Center on the Family	2,777,141	11	1%
College of Tropical Agriculture and Human Resources	7,614,372	16	2%
Cooperative Extension	128,000	1	0%
Family and Consumer Sciences	234,409	4	0%
Hawaii County	5,642	1	0%
Human Nutrition, Food and Animal Sciences	1,024,423	13	0%
Kauai County	7,800	1	0%
Maui County	50,000	1	0%
Molecular Biosciences and Bioengineering	1,327,855	17	0%
Natural Resources and Environmental Mgt	1,800,759	22	0%
Oahu County	406,421	4	0%
Office of The Assoc Dean for Academic and Student Affairs	42,000	1	0%
Plant and Environmental Protection Sciences	1,901,543	28	0%
Tropical Plant and Soil Science	746,131	13	0%
Hawai'i inuiakea School of Hawaiian Knowledge	512,772	8	0%
Hawai'i inuiakea School of Hawaiian Knowledge	264,117	4	0%
Kamakakuokalani Center for Hawaiian Studies	248,655	4	0%
Institute for Astronomy	21,687,757	100	5%
John A. Burns School of Medicine	56,973,906	247	14%
Center for Cardiovascular Research	1,069,342	4	0%
Center on Aging	9,014	1	0%

Figure 9

Department of Anatomy, Biochemistry, and Physiology	3,504,756	12	1%
Department of Cell and Molecular Biology	4,359,270	16	1%
Department of Complementary and Alternative Medicine	1,274,639	8	0%
Department of Family Medicine and Community Health	1,933,712	18	0%
Department of Geriatric Medicine	1,856,094	7	0%
Department of Medicine	6,097,206	38	1%
Department of Native Hawaiian Health	1,455,711	6	0%
Department of Obstetrics, Gynecology and Women's Health	5,143,981	12	1%
Department of Pathology	5,351	2	0%
Department of Pediatrics	7,797,756	23	2%
Department of Psychiatry	4,974,512	18	1%
Department of Surgery	2,187,559	16	1%
Department of Tropical Medicine, Medical Micro and Pharm	1,774,590	14	0%
Dept of Public Health Sciences and Epidemiology	1,905,887	9	0%
Hawaii Center for Aids Research	1,778,426	4	0%
Institute for Biogenesis Research	397,000	8	0%
John A. Burns School of Medicine	5,640,076	12	1%
Magnetic Resonance Imaging Center	158,687	1	0%
Native Hawaiian Center of Excellence	266,271	1	0%
Office of Public Health Studies	3,384,066	17	1%
Lyon Arboretum	615,631	4	0%
Outreach College	99,860	6	0%
Community Programs	12,176	3	0%
Outreach College	87,684	3	0%
Pacific Biosciences Research Center	5,259,842	52	1%
School of Architecture	226,129	5	0%
School of Nursing and Dental Hygiene	2,097,782	19	1%
Department of Nursing	1,365,238	12	0%
School of Nursing and Dental Hygiene	732,544	7	0%
School of Ocean and Earth Science and Technology	91,512,217	319	22%
Center for Microbial Oceanography, Research and Edu (C-MORE)	4,000,000	1	1%
Department of Geology and Geophysics	3,081,862	26	1%
Department of Meteorology	2,146,992	11	1%
Department of Ocean and Resources Engineering	979,976	9	0%
Department of Oceanography	6,022,727	49	1%
Hawaii Institute of Geophysics and Planetology (HIGP)	12,463,452	63	3%
Hawaii Institute of Marine Biology (HIMB)	4,627,506	40	1%
Hawaii Natural Energy Institute (HNEI)	25,986,423	21	6%
Hawaii Undersea Research Laboratory (HURL)	1,453,000	1	0%
International Pacific Research Center (IPRC)	2,795,179	15	1%
Joint Institute for Marine and Atmospheric Research (JIMAR)	15,415,229	43	4%
School of Ocean and Earth Science and Technology	9,521,223	17	2%
Sea Grant College Program	3,018,648	23	1%

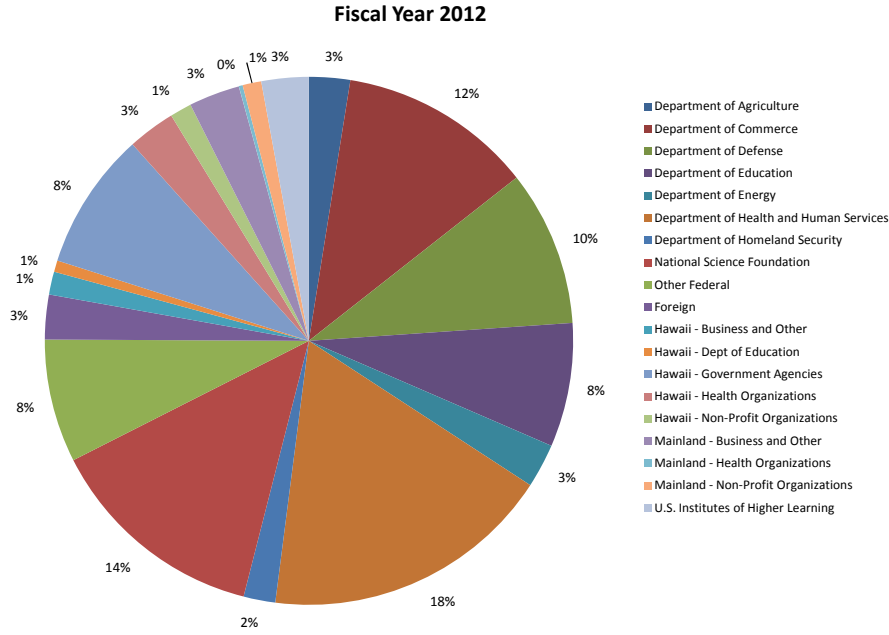
Figure 9

School of Pacific and Asian Studies	1,755,570	23	0%
Center for Chinese Studies	298,601	5	0%
Center for Japanese Studies	515,520	7	0%
Center for Korean Studies	50,000	3	0%
Center for Philippine Studies	118,510	1	0%
Center for Southeast Asian Studies	420,000	1	0%
School of Pacific and Asian Studies	352,939	6	0%
School of Social Work	840,213	11	0%
Shidler College of Business	453,435	6	0%
Department of Information Technology Management	169,529	2	0%
Shidler College of Business	283,906	4	0%
University of Hawaii Cancer Center	23,878,632	68	6%
Cancer Etiology	14,305,146	30	3%
Clinical Sciences	1,404,750	10	0%
Natural Products	3,605,729	20	1%
Social and Behavioral Sciences	1,123,317	3	0%
University of Hawaii Cancer Center	3,439,690	5	1%
Vice Chancellor, Academic Affairs	1,114,140	11	0%
Graduate Education	434,422	4	0%
Library (UH Manoa)	271,287	3	0%
Service Learning	17,639	2	0%
Undergraduate Education	390,792	2	0%
Vice Chancellor, Admin, Finance and Operations	250,000	1	0%
Facilities Management	250,000	1	0%
Vice Chancellor, Students	4,605,753	13	1%
Health & Wellness	26,251	1	0%
Student Equity Excel & Diversity	3,268,683	8	1%
Women's Center	1,310,819	4	0%
Water Resources Research Center	4,193,058	12	1%
Water Resources Research Center	4,193,058	12	1%
William S. Richardson School of Law	976,000	22	0%
William S. Richardson School of Law	976,000	22	0%
University of Hawai'i at West O'ahu	1,874,896	6	0%
University of Hawai'i Maui College	20,131,326	25	5%
University of Hawai'i System	51,466,367	72	13%
Office of the Vice President for Community Colleges	10,710,815	8	3%
Office of the Vice President for Research	15,653,676	22	4%

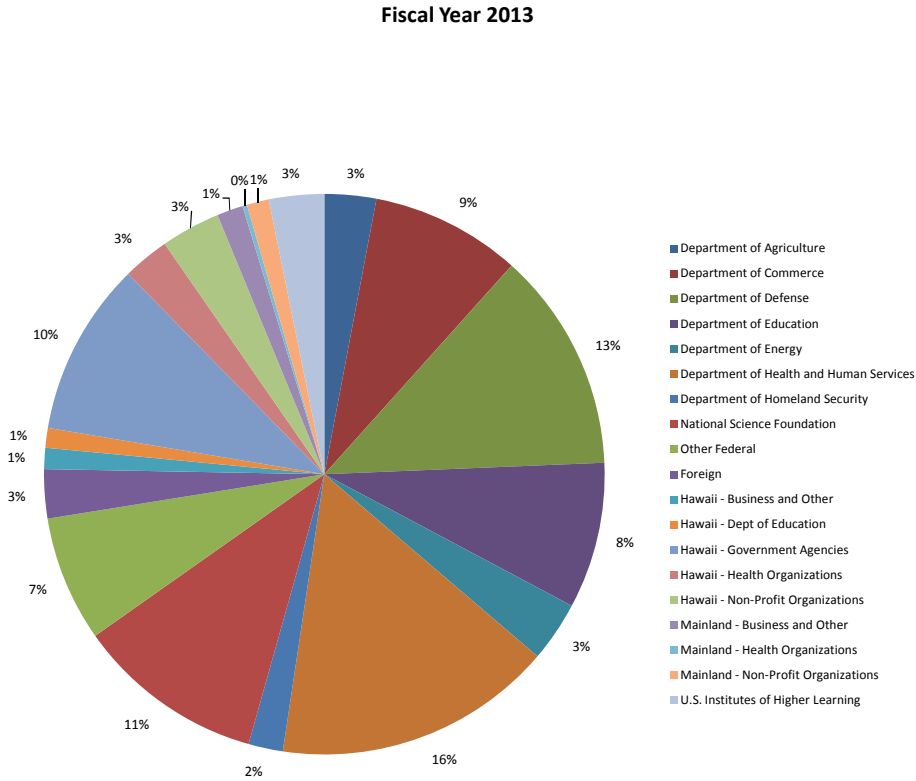
Figure 9

Office of the Vice President for Research	13,003,414	13	3%
Pacific Disaster Center	2,650,262	9	1%
Office of the VP for Academic Planning and Policy	12,783,216	14	3%
Office of the VP for Information Tech/Chief Info Officer	12,208,660	26	3%
Office of the VP for Student Affairs and Univ/Comm Relations	110,000	2	0%
Windward Community College	6,164,799	20	2%
Grand Total	409,783,318	1,801	100%

Chart 10
Total Expenditures from Contracts and Grants by Source of Funds
for Fiscal Year 2012 - 2013



Total Expenditures by Source of Funds Fiscal Year 2012



Total Expenditures by Source of Funds Fiscal Year 2013

Figure 10

**Total Expenditures from Contracts and Grants by Source of Funds
Fiscal Year 2012 - 2013**

Source of Funds	FY 2012	% of Total	FY 2013	% of Total
Department of Agriculture	\$ 10,785,653	3%	\$ 12,724,902	3%
Department of Commerce	\$ 50,911,961	12%	\$ 37,040,519	9%
Department of Defense	\$ 40,878,602	10%	\$ 54,362,071	13%
Department of Education	\$ 32,509,368	8%	\$ 36,089,500	8%
Department of Energy	\$ 11,536,343	3%	\$ 14,878,324	3%
Department of Health and Human Services	\$ 76,480,451	18%	\$ 68,916,553	16%
Department of Homeland Security	\$ 8,327,835	2%	\$ 8,507,176	2%
National Science Foundation	\$ 58,105,621	14%	\$ 46,510,988	11%
Other Federal	\$ 32,402,515	8%	\$ 30,952,701	7%
Foreign	\$ 11,691,234	3%	\$ 12,052,201	3%
Hawaii - Business and Other	\$ 6,037,096	1%	\$ 5,236,427	1%
Hawaii - Dept of Education	\$ 2,972,585	1%	\$ 4,885,050	1%
Hawaii - Government Agencies	\$ 36,195,163	8%	\$ 42,851,904	10%
Hawaii - Health Organizations	\$ 12,453,916	3%	\$ 11,539,512	3%
Hawaii - Non-Profit Organizations	\$ 5,741,966	1%	\$ 14,590,149	3%
Mainland - Business and Other	\$ 13,345,329	3%	\$ 6,405,387	1%
Mainland - Health Organizations	\$ 1,071,002	0%	\$ 1,136,329	0%
Mainland - Non-Profit Organizations	\$ 4,869,620	1%	\$ 5,474,207	1%
U.S. Institutes of Higher Learning	\$ 12,446,458	3%	\$ 13,606,796	3%
Total Expenditures	\$ 428,762,719	100%	\$ 427,760,697	100%

Summary:

- Expenditures declined during 2013 to \$427 million.
- The largest source is Department of Health and Human Services at 16% The next largest source was Department of Defense at 13%.
- Among federal sources, expenditures from National Science Foundation, Department of Health and Human Services and Commerce declined during 2013. Among non-federal sources, Hawaii - Government increased, Department of Education increased.

Chart 10A
Total ARRA Expenditures by Year and by Source of Support in Millions
Fiscal Year 2009 - 2013

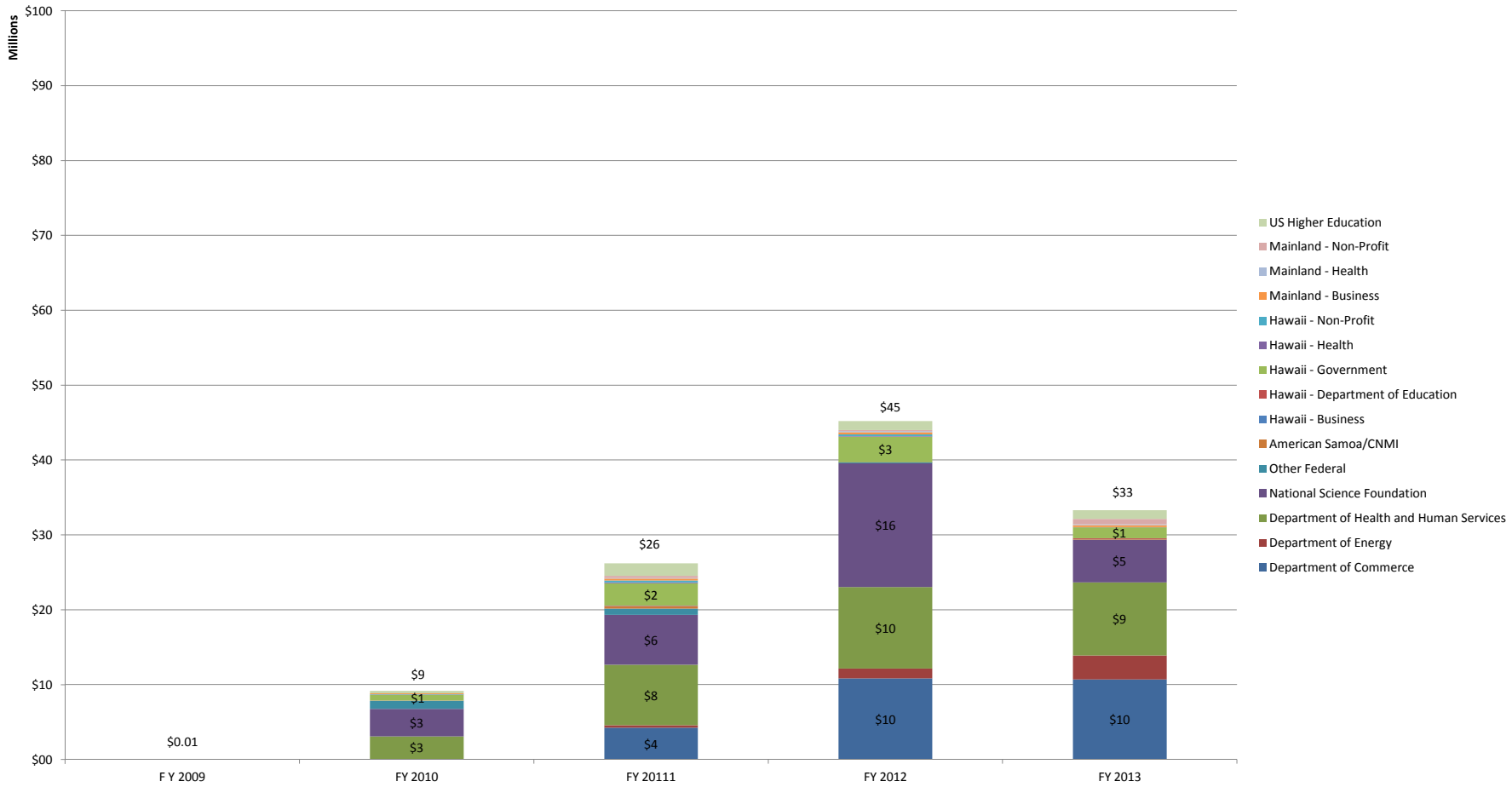


Figure 10A

Total ARRA Expenditures from Contracts and Grants by Source of Funds

Fiscal Year 2009 - 2013

Source of Funds	FY 2009		FY 2010		FY 2011		FY 2012		FY 2013	
		% of Total		% of Total		% of Total		% of Total		% of Total
Department of Commerce				0%	\$ 4,265,074	16%	\$ 10,844,984	24%	\$ 10,706,254	32%
Department of Energy			\$ 38,285	0%	\$ 296,825	1%	\$ 1,296,178	3%	\$ 3,177,649	10%
Department of Health and Human Services			\$ 3,044,589	33%	\$ 8,107,154	31%	\$ 10,880,885	24%	\$ 9,783,842	29%
National Science Foundation	\$ 14,369	100%	\$ 3,687,984	40%	\$ 6,634,696	25%	\$ 16,523,432	37%	\$ 5,704,125	17%
Other Federal			\$ 1,087,059	12%	\$ 850,603	3%	\$ 108,481	0%		0%
American Samoa/CNMI			\$ 25,573	0%	\$ 342,599	1%	\$ 32,520	0%	\$ 62,555	0%
Hawaii - Business				0%	\$ 21,404	0%	\$ 172	0%		0%
Hawaii - Department of Education				0%	\$ 50,115	0%	\$ 28,839	0%	\$ 103,425	0%
Hawaii - Government			\$ 783,231	9%	\$ 2,964,773	11%	\$ 3,424,288	8%	\$ 1,467,617	4%
Hawaii - Health			\$ 35,576	0%	\$ 116,957	0%	\$ 60,322	0%	\$ 42,949	0%
Hawaii - Non-Profit			\$ 29,107	0%	\$ 262,895	1%	\$ 207,347	0%		0%
Mainland - Business			\$ 96,562	1%	\$ 243,233	1%	\$ 317,938	1%	\$ 234,315	1%
Mainland - Health				0%	\$ 72,418	0%	\$ 121,666	0%	\$ 115,509	0%
Mainland - Non-Profit				0%	\$ 307,182	1%	\$ 154,938	0%	\$ 740,465	2%
US Higher Education			\$ 347,825	4%	\$ 1,654,720	6%	\$ 1,217,783	3%	\$ 1,153,833	3%
Total ARRA Expenditures	\$ 14,369	100%	\$ 9,175,790	100%	\$ 26,190,648	100%	\$ 45,219,773	100%	\$ 33,292,537	100%

Summary:

- The majority of ARRA expenditures came from Commerce, DHHS and NSF. The total expenditures declined 28% in 2013.

Chart 11
Total Expenditures from External Support by Type of Program and Source of Support , in Millions
Fiscal Year Ending June 30, 2013

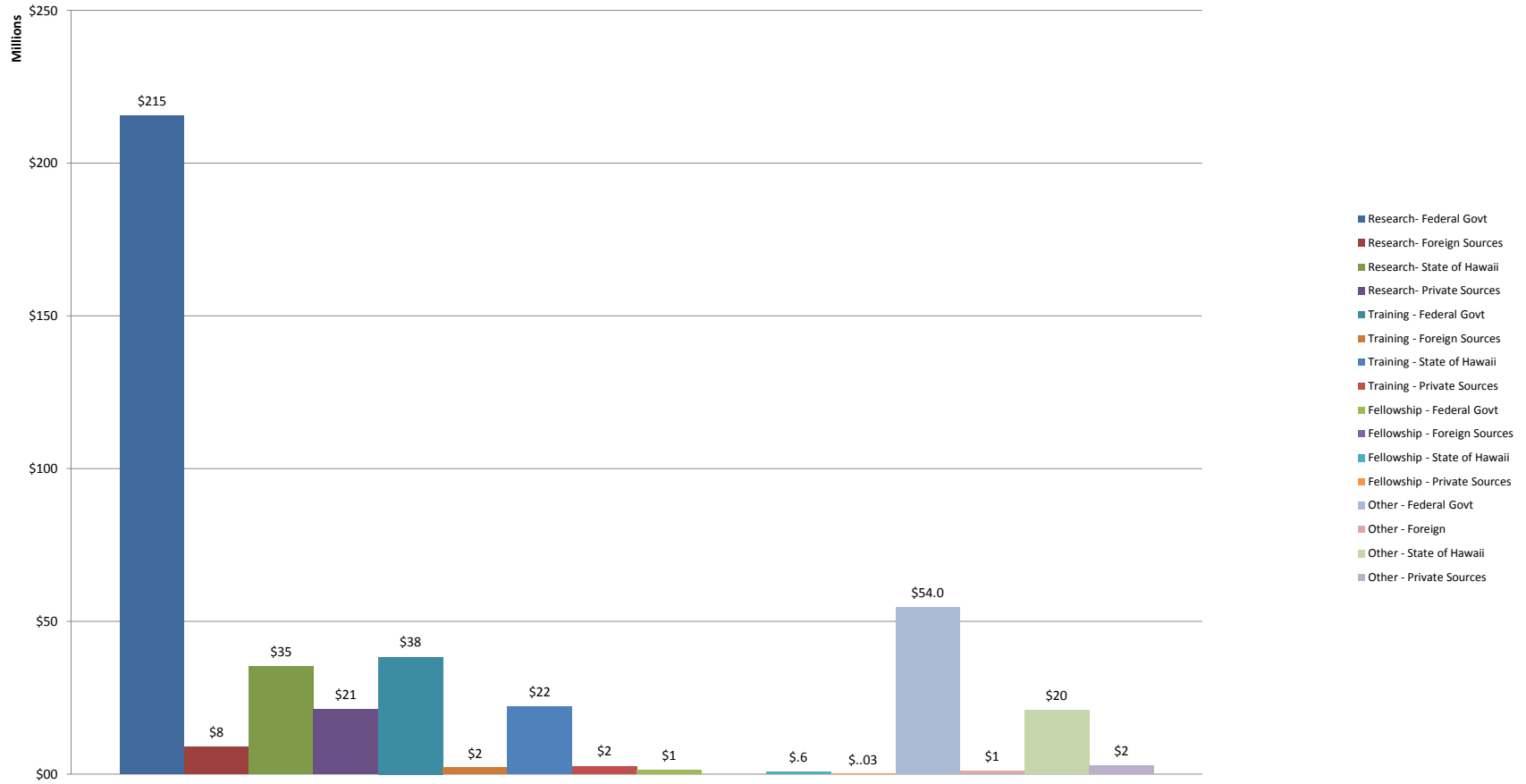


Figure 11

**Total Expenditures from Contracts and Grants by Type of Program and Source of Support
Fiscal Year Ending June 30, 2013**

Source	Research	Training	Fellowship	Other	Total	% of total
Federal Government						
Department of Agriculture	\$ 9,958,392	\$ 657,975	\$ 27,230	\$ 2,081,305	\$ 12,724,902	3%
Department of Commerce	23,823,951	95,475	73,318	13,047,777	37,040,519	9%
Department of Defense - Air Force	16,813,215				16,813,215	4%
Department of Defense - Army	12,280,036	308,974		12,265	12,601,275	3%
Department of Defense - Navy	16,088,176	38,025		73,559	16,199,760	4%
Department of Education	2,320,881	12,251,721	743,900	20,772,998	36,089,500	8%
Department of Energy	13,642,076	400,855		835,393	14,878,324	3%
Department of Health and Human Services	52,740,332	4,764,000	13,482	11,398,739	68,916,553	16%
Department of Homeland Security	3,367,783	4,779,888		359,505	8,507,176	2%
Department of Interior	4,429,024	70,949		192,506	4,692,479	1%
Department of Veterans Affairs	88,625	250,010		47,724	386,359	0%
Environmental Protection Agency	291,957	24,825	5,863		322,646	0%
National Aeronautics and Space Administration	14,208,362	949,469	16,480	274,156	15,448,467	4%
National Science Foundation	36,305,261	8,887,815	357,775	960,138	46,510,988	11%
Other Department of Defense	8,362,837	384,985			8,747,821	2%
Other Federal	943,708	4,511,736	56,713	4,590,594	10,102,751	2%
Total Federal Government	\$ 215,664,616	\$ 38,376,700	\$ 1,294,759	\$ 54,646,660	\$ 309,982,735	72%
Foreign Sources	\$ 8,874,338	\$ 2,109,795		\$ 1,068,069	\$ 12,052,201	3%
State of Hawaii						
Hawaii - Business and Other	1,713,990	\$ 1,343,373		\$ 2,179,064	\$ 5,236,427	1%
Hawaii - Department of Education	1,996,781	2,493,303		394,966	4,885,050	1%
Hawaii - Government Agencies	23,998,580	5,986,045	370,605	12,496,674	42,851,904	10%
Hawaii - Health Organizations	772,727	10,741,779		25,006	11,539,512	1%
Hawaii - Non- Profit Organizations	6,853,460	1,614,923	260,278	5,861,487	14,590,149	3%
Total State of Hawaii	\$ 35,335,539	\$ 22,179,422	\$ 630,884	\$ 20,957,198	\$ 79,103,042	18%
Mainland Sources						
Mainland - Business and Other	\$ 5,882,027	\$ 377,736	\$ 24,060	\$ 121,565	\$ 6,405,387	1%
Mainland - Health Organizations	849,011	246,314		41,003	1,136,329	0%
Mainland - Non-Profit Organizations	3,300,934	926,526	4,586	1,242,161	5,474,207	1%
U.S. Institutes of Higher Education	11,163,971	952,889	4,157	1,485,779	13,606,796	3%
Total Private Sources	\$ 21,195,944	\$ 2,503,465	\$ 32,803	\$ 2,890,508	\$ 26,622,719	6%
Total Expenditures from External Support	\$ 281,070,437	\$ 65,169,381	\$ 1,958,446	\$ 79,562,434	\$ 427,760,697	100%

- Expenditures from the Research area were \$281 million at 65% of the total expenditures from external support. Other provided 19%, training at 15% and Fellowships at .45%.
- The federal government provided 72% of the total expenditures and accounted for \$309 million.

Chart 12
Total FTE Paid From Contract and Grant Funds,
Fiscal Year 2012 - 2013

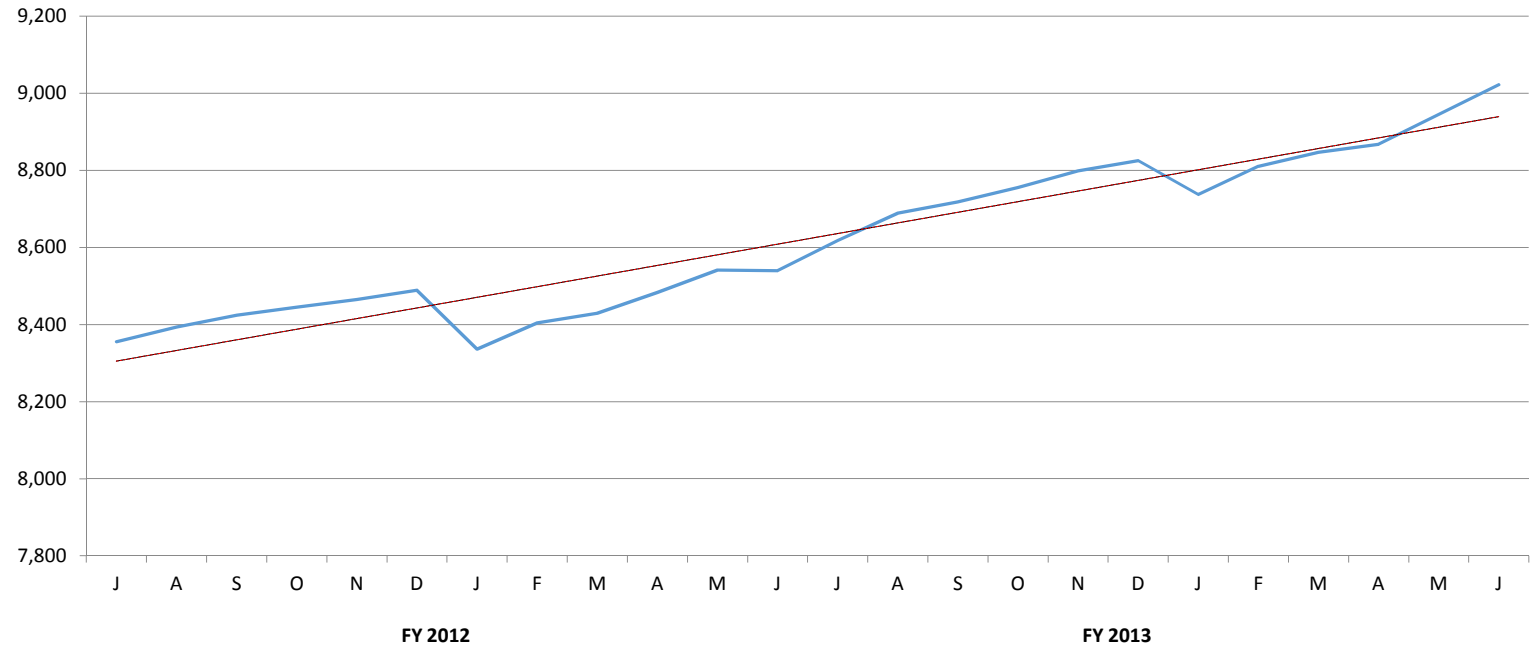
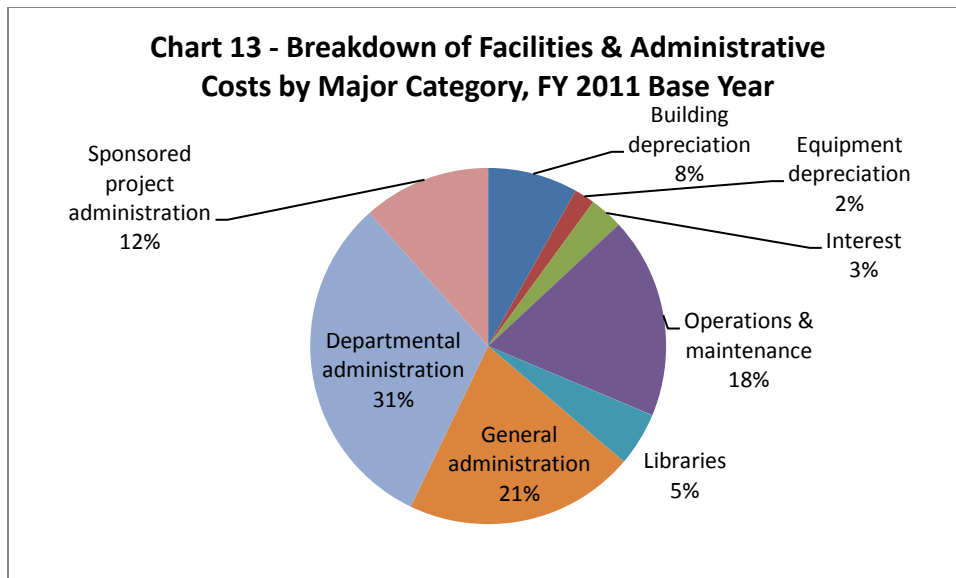


Figure 12

**Total FTE Paid from Contract and Grant Funds
Fiscal Year 2012 - 2013**

Month	Year to Date FY12	Year to Date FY13
July	8,355	8,618
August	8,394	8,689
September	8,424	8,718
Monthly Average Q1	8,391	8,675
October	8,445	8,756
November	8,465	8,798
December	8,489	8,825
Monthly Average Q2	8,467	8,793
January	8,336	8,737
February	8,405	8,811
March	8,430	8,847
Monthly Average Q3	8,390	8,798
April	8,483	8,868
May	8,541	8,945
June	8,540	9,022
Monthly Average Q4	8,522	8,945
Monthly Average FY	8,442	8,803
Change (Number)		360
Change (Percent)		4.27%

Note: FTE includes University of Hawaii and Research Corporation of the University of Hawaii



In a typical year, roughly a third of the University’s overhead for sponsored projects maintains UH facilities for supporting sponsored activity and roughly two-thirds supports central and departmental sponsored activity administration. About one third of the total F&A represents administration of sponsored activity with Schools, Colleges, and Research Units. These funds are used by Deans and Directors to support fiscal administrators and other staff who assist faculty with sponsored activity – including grant proposal preparation and budget management.

The pie chart represents the proportion of actual overhead costs during the University’s last F&A base year (FY 2011). Thirty-three percent of the F&A funds represented costs of providing centralized research administration and compliance services, such as research accounting and analysis, human resources, payroll, purchasing, Office of Research Services, Human Subjects, Institutional Animal Care & Compliance, and Research Corporation of the University of Hawaii. Of the 36% spent on Facilities, half was spent on operations and maintenance of existing sponsored activity space, including paying for such costs as utilities, hazardous materials disposal, and janitorial services. The remainder paid for repairs and renovations of buildings, ‘debt service’ (interest), major equipment replacement, and support for the libraries.

The UH received approximately \$50.7 million in F&A cost reimbursements in FY 2013. The PI’s college or research unit generally receives about 50% of recovered F&A costs through the Research and Training Revolving Fund (RTRF) allocation. These funds are used at the discretion of the Dean and Directors to support research and training in their units.

F&A cost reimbursements are related to University expenditures. When the UH develops its biennial budget, it starts with an estimate of the total revenues available for that biennium, including State funding, tuition, F&A cost reimbursement, and interest and investment income. All these funding sources are combined to pay for the UH’s operating expenses, including F&A costs related to research and other sponsored agreements.

Chart 14
Total Royalties Received from University Patents in Thousands
Fiscal Year 2009 - 2013

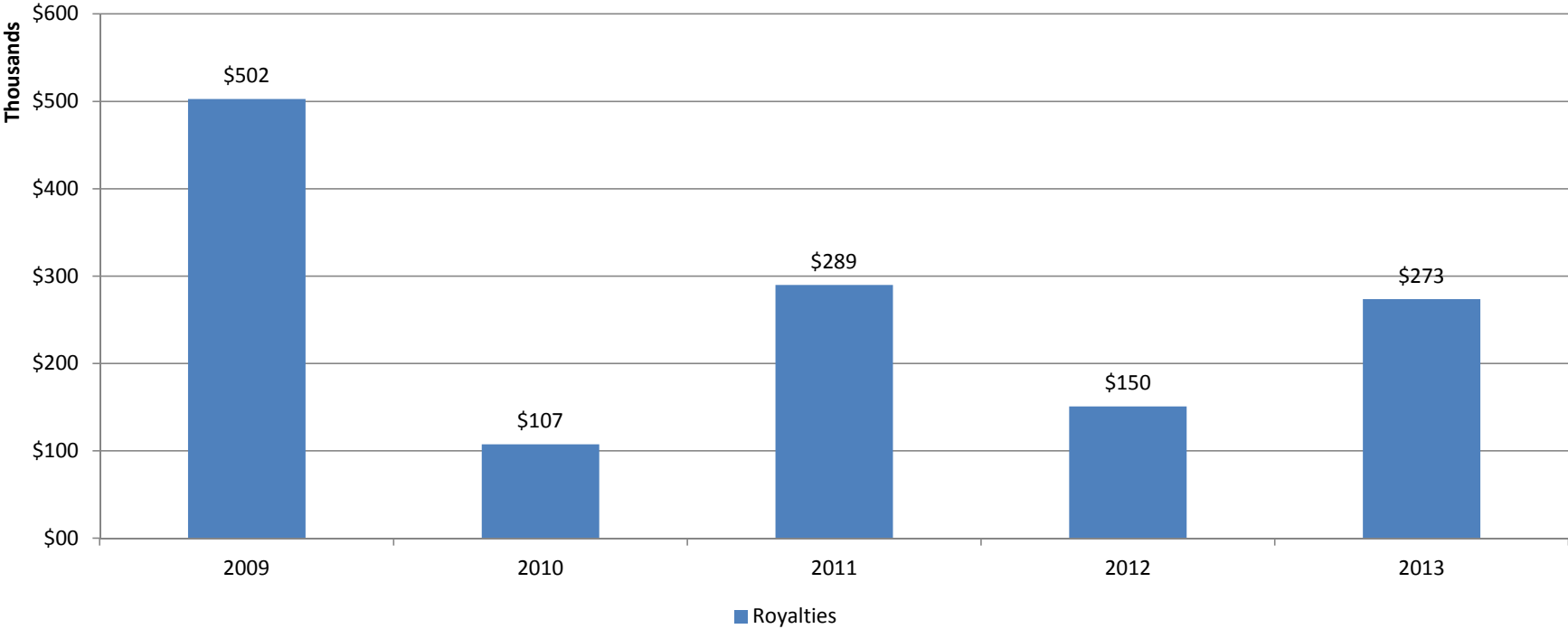


Figure 14

**Total Royalties Received from University Patents
Fiscal Year 2009 - 2013**

Fiscal Year	Royalties
2009	\$ 502,855
2010	\$ 107,702
2011	\$ 289,842
2012	\$ 150,950
2013	\$ 273,590
Total Royalties	\$ 1,324,939

Appendix 1

Source of Awards

Federal

DA-Dept of Agriculture

Agriculture, Dept - Animal and Plant Health Inspection Service
AGRICULTURE, DEPT, FOREST SVC-FED
AGRICULTURE, DEPT-AGRI RSCH SVC-FED
AGRICULTURE, DEPT-FED
AGRICULTURE, DEPT-NATL INS FOOD AND AGRICULTURE
AGRICULTURE, DEPT-NATRL RES SVC-FED

Dept of State

STATE, DEPT-US AGENCY INTL DEV-FED USAID

DHHS-Dept of Health and Human Services

HEALTH & HUMAN SVC, DEPT-ACF ADM NATIVE AMER
HEALTH & HUMAN SVC, DEPT-ACF-ADM DEVL DIS
HEALTH & HUMAN SVC, DEPT-ADM CHILD & FAM (ACF)
HEALTH & HUMAN SVC, DEPT-ADMIN ON AGING
HEALTH & HUMAN SVC, DEPT-CDC-FED OCCUP SAFETY & HLTH
HEALTH & HUMAN SVC, DEPT-CTR DIS CTRL-FED
HEALTH & HUMAN SVC, DEPT-CTR FOR MEDICARE & MEDICAID SVCS
HEALTH & HUMAN SVC, DEPT-FED
HEALTH & HUMAN SVC, DEPT-HLTH CARE RES & QUALITY
HEALTH & HUMAN SVC, DEPT-HRSA-FED
HEALTH & HUMAN SVC, DEPT-HRSA-FED BUR OF HLTH PROF
HEALTH & HUMAN SVC, DEPT-HRSA-FED MATERNAL & CHILD HLTH
HEALTH & HUMAN SVC, DEPT-NIH-FED
HEALTH & HUMAN SVC, DEPT-NIH-FED NATL CANCER INST
HEALTH & HUMAN SVC, DEPT-NIH-FED NATL CTR FOR RSCH RES
HEALTH & HUMAN SVC, DEPT-NIH-FED NATL HEART LUNG & BLD INST
HEALTH & HUMAN SVC, DEPT-NIH-FED NATL INST MIN HLTH & DISP
HEALTH & HUMAN SVC, DEPT-NIH-FED NTL INST ALLERGY/INF DIS
HEALTH & HUMAN SVC, DEPT-NIH-FED NTL INST ARTH MUSC SKIN
HEALTH & HUMAN SVC, DEPT-NIH-FED NTL INST DIAB DIG KIDN DIS
HEALTH & HUMAN SVC, DEPT-NIH-FED NTL INST DRUG ABUSE
HEALTH & HUMAN SVC, DEPT-NIH-FED NTL INST GEN MED SCI
HEALTH & HUMAN SVC, DEPT-NIH-FED NTL INST MENTAL HLTH
HEALTH & HUMAN SVC, DEPT-NIH-FED NTL INST ON AGING
HEALTH & HUMAN SVC, DEPT-PUB HLTH SVC-FED
HEALTH & HUMAN SVC, DEPT-NIH-FED NTL INST CHLD HLTH&HUM DEV
HEALTH&HUMAN SVC, DEPT-NIH-FED NTL INST BIOMED IMG& BIOENGRG
HEALTH&HUMAN SVC, DEPT-NIH-FED NTL INST NEURO DIS&STROKE

DOC-Dept of Commerce

COMMERCE, DEPT-ECONOMIC DEV ADM-FED
COMMERCE, DEPT-MINORITY BUSN DEV AGENCY-FED
COMMERCE, DEPT-NATIONL INST STANDARDS &TECH-FED
COMMERCE, DEPT-NATIONL TELECOM & INFO ADMIN
COMMERCE, DEPT-NATL NOAA-FED
COMMERCE, DEPT-NATL NOAA-FED NATL OCEAN SVC

COMMERCE, DEPT-NATL NOAA-FED SEA GRANT COLL PGM
COMMERCE, DEPT-NOAA/NATL MARINE FISHERIES SVC

DOD-Department of Defense

DEFENSE, DEPT- US ARMY CORPS OF ENGINEERS
Defense, Dept. - U.S. Army Research Office
DEFENSE, DEPT-AIR FORCE
DEFENSE, DEPT-AIR FORCE OFC OF SCI RSCH
DEFENSE, DEPT-AIR FORCE RESEARCH LABORATORY
DEFENSE, DEPT-AIR FORCE SPACE & MISSILE SYS CTR
DEFENSE, DEPT-ARMY
DEFENSE, DEPT-Army Communications Electronics Command
DEFENSE, DEPT-ARMY TRIPLER MEDICAL CTR
DEFENSE, DEPT-DEPUTY UNDR SECRETARY OF DEF
DEFENSE, DEPT-EDUCATION ACTIVITY
DEFENSE, DEPT-NATIONAL SECURITY AGY
DEFENSE, DEPT-NAVY
DEFENSE, DEPT-NAVY NAVAL SUPPLY SYSTEMS COMMAND
DEFENSE, DEPT-NAVY OFC OF NAVAL RSCH
DEFENSE, DEPT-NAVY POSTGRADUATE SCHOOL
DEFENSE, DEPT-NAVY SPACE & NAVAL WARFARE SYS CTR PACIFIC
DEFENSE, DEPT-WASHINGTON HEADQUARTERS SVCS

DOE-Dept of Energy

ENERGY, DEPT
Energy, Dept. of - Basic Energy Sciences

DOI-Dept of Interior

INTERIOR, DEPT-FISH & WILDLIFE SVC
INTERIOR, DEPT-NATIONAL PARK SVC
INTERIOR, DEPT-UNITED STATES GEO SURVEY

DOT-Dept of Transportation

TRANSPORTATION, DEPT-FED HWY AD-FED

ED-Dept of Education

EDUCATION, DEPT-FED
EDUCATION, DEPT-FED OFC OF POSTSEC ED
EDUCATION, DEPT-FED OFC OF SPECIAL ED & REHAB SVCS

Federal Agencies

ENVIRONMENTAL PROTECTION AGENCY
HOMELAND SECURITY, DEPT-AMERICAN SAMOA
HOMELAND SECURITY, DEPT-FEMA
HOUSING & URBAN DEV, DEPT
Institute of Museum and Library Services
JUSTICE, DEPT-OFFICE JUSTICE PROG
LABOR, DEPT-EMPLOYMENT TRNG ADM-FED
NATL ENDOWMENT FOR THE ARTS
NATL ENDOWMENT FOR THE HUMANITIES
PEACE CORPS
SMALL BUSINESS ADMINISTRATION
United States Institute of Peace
USE 01100-HOMELAND SECURITY, DEPT

VETERANS AFFAIRS, DEPT-FED
VETERANS AFFAIRS, DEPT-SALEM VA MED CTR
VETERANS AFFAIRS, DEPT-VET HLTH ADMIN
VIETNAM EDUCATION FOUNDATION

National Aeronautics and Space Administration
NATIONAL AERONAUT & SPACE ADM

National Science Foundation
NATIONAL SCIENCE FOUNDATION

Non-Federal

Foreign

ACADEMY KOREAN STUDIES
AMERICAN SAMOA, GOVERNMENT
American Samoa, Government- Department of Education
APEC CLIMATE CENTER
Bundesanstalt fur Geowissenschaften und Rohstoffe
China Meteorological Administration
COMMONWEALTH OF NO MARIANA ISLANDS
Comprehensive Nuclear-Test-Ban Treaty Organization (CTBTO)
Environment and Energy Modeling, Unit for
FEDERATED STATES MICRONESIA
G. Srinivasan
GUAM, GOVERNMENT - Public Health and Social Services
GUAM, UNIVERSITY OF
HANS RAUSING ENDANGERED LANGUAGES PROJECT
Horimasa Co. Ltd.
INSTITUTE GEOLOGICAL & NUCLEAR SCIENCES (NZ)
International Ocean Institute-Malta
J.F. Oberlin University
JAPAN FOUNDATION
KEK HIGH ENERGY ACCELERATOR RCH ORG
Kingdom of Tonga, Government of
KOREA INSTITUTE OF OCEAN SCIENCE & TECHNOLOGY
KOREA INSTITUTE SCIENCE & TECHNOLOGY
Korea University Research and Business Foundation
MAX-PLANCK-GESELLSCHAFT ZUR FORDER
MELBOURNE, THE UNIVERSITY OF
Murdoch University
NATIONAL ASTRONOMICAL OBSV JAPAN
NORTHEAST ASIAN HISTORY FOUNDATION
Oak Foundation
OKINAWA PREFECTURE GOVERNMENT
Osterlens Folkhogskola
Pacific eCommerce Development Corporation
Pakistan, Higher Education Commission
QUEEN'S UNIVERSITY BELFAST
Rachel Carson Center
REPUBLIC MARSHALL ISLANDS
REPUBLIC PALAU
REPUBLIC PALAU MINISTRY OF COMM & TRADE
RURAL DEVELOPMENT ADMINISTRATION
RYUKYUS, UNIVERSITY OF
SBI ALA promo Co., Ltd
Tsinghua Center for Astrophysics
UK Seabed Resources Ltd

UNITED STATES-ISRAEL BINATIONAL SCIENCE FOUNDATION

Hawaii- Business and Other

ALU LIKE INC
ARCHINOETICS, LLC
BISHOP MUSEUM
Carlsmith Ball LLP
Diagenetix Inc.
EAST WEST CENTER
FirstPass
GARDEN ISLE RESRCE CONSERV & DEVELOPMENT, INC.
Grove Farm Fish & Poi, LLC
HASEKO (EWA) INC
HAWAII COUNCIL FOR THE HUMANITIES
HAWAIIAN ELECTRIC COMPANY
James Pflueger
Kalino, LLC
KAMEHAMEHA SCHOOLS
Lanai Resorts LLC
LE JARDIN ACADEMY
MAKAI OCEAN ENGINEERING INC
Makise Lifeup International Corp.
MALAMA KAHALAWAI INC
MARINE RESEARCH CONSULTANTS, INC
MAUI COUNTY COMMUNITY TELEVISION
OCEANIT LABORATORIES INC
Ohana Military Communities
'OHU'OHU KO'OLAU INC
Pacific Biodiesel
PACIFIC RADIATION ONCOLOGY INC
Palamanui Global Holdings LLC
PAPA OLA LOKAHI
SAM HOUSE DEVELOPMENT, LLC
The Kohala Center
The Pacific Islands Climate Change Cooperative

Hawaii- Dept of Education

EDUCATION, DEPT-HI

Hawaii- Government Agencies

ACCOUNTING & GEN SVC, DEPT-HI STATE FDTN CULT & ARTS
AGRICULTURE, DEPT-AGRIB DEV CORP-HI
AGRICULTURE, DEPT-HI
ATTORNEY GENERAL, DEPT-HI
BUDGET & FINANCE, DEPT-HI PUBLIC UTIL COMM
BUSINESS, ECON DEV & TOUR, DPT
BUSINESS, ECONOMIC DEV&TOUR-OFC OF PLANNING
CITY & COUNTY HONOLULU
City & County Honolulu - Oahu Workforce Investment Board
COUNTY HAWAII
County Hawaii Dept of Research and Development
COUNTY KAUAI
COUNTY MAUI
COUNTY MAUI OFC OF ECON DEVEL
COUNTY MAUI PLANNING DEPT
DEFENSE, DEPT-HI CIVIL DEFENSE
Governor, Office of - State of Hawaii

Hawaii Health Systems Corporation
Hawai'i State Foundation on Culture and the Arts
HAWAII TOURISM AUTHORITY
HAWAIIAN AFFAIRS, OFFICE OF
HAWAIIAN HOME LANDS, DEPT-HI
HEALTH, DEPT-ADULT MENTAL HTH DV-HI
HEALTH, DEPT-ALCOHOL & DRUG ABUSE DIV-HI
HEALTH, DEPT-CHILD/ADOLESC MENTAL HLTH DIV-HI
HEALTH, DEPT-DEVELOPMENTAL DC-HI
HEALTH, DEPT-EXEC OFF AGING-HI
HEALTH, DEPT-FAMILY HLTH SVC DIV-HI
HEALTH, DEPT-HAZARD EVAL & EMERGENCY RESPONSE
HEALTH, DEPT-HI
HEALTH, DEPT-MAT & CHILD
HEALTH, DEPT-OFFICE OF HEALTH STATUS MONITORING-HI
HEALTH, DEPT-TOBACCO SETTLEMENT-HI
HIGH TECHNOLOGY DEVELOPMENT CORPORATION-HI
Honolulu Liquor Commission
HUMAN SERVICES, DEPT-HI
HUMAN SERVICES, DEPT-HI Benefits, Employment & Support
Services
HUMAN SERVICES, DEPT-OYS-HI
JUDICIARY-HI
Kamaile Academy
LABOR & INDUSTRIAL RELATIONS, DEPT-HAWAII CIVIL RIGHTS
COMMISSION
LAND & NATURAL RES, DPT-AQUAT (DLNR)
LAND & NATURAL RES, DPT-FORST (DLNR)
LAND & NATURAL RES, DPT-INVASIVE SPEC (DLNR)
LAND & NATURAL RESOURCES, DEPT (DLNR)
LAND & NATURAL RESOURCES, DEPT (DLNR) ENGINEERING DIV
LAND & NATURAL RESOURCES, DEPT (DLNR) KAULULANI GR PGM
LAND & NATURAL RESOURCES, DEPT (DLNR) OFC CONS COAST LDS
Office of Information Mgmt & Technology-HI
PUBLIC SAFETY, DEPT-HI
TRANSPORTATION, DEPT-HI
WATER SUPPLY, BOARD OF

Hawaii- Health Organizations

CASTLE MEDICAL CENTER
HAWAII MEDICAL SRVC ASSN FOUNDATION
Hawaii Pacific Health
KAISER PERMANENTE - HAWAII
KALIHI-PALAMA HEALTH CENTER
KAPIOLANI MED CTR FOR WOMEN & CHILDREN
KAPIOLANI MEDICAL SPECIALIST
KUAKINI MEDICAL CENTER
PACIFIC IN VITRO FERTILIZATION INSTITUTE
QUEEN EMMA CLINICS
QUEEN'S HOSPITAL MEDICAL CENTER
REHABILITATION HOSPITAL PACIFIC
STRAUB CLINIC & HOSPITAL
UNIVERSITY CLINICAL EDUCATIONAL & RSCH ASSOC (UCERA)
UNIVERSITY HEALTH GROUP
WAIANAE COAST COMPREHENSIVE HEALTH CTR

Hawaii- Non-Profit Organizations

Aloha Care

ANGUS FOUNDATION, MYRA & JEAN KENT
Bay Clinic, Inc.
CANADA FRANCE HAWAII TELESCOPE
CASTLE (HAROLD K L) FOUNDATION
COALITION FOR A DRUG FREE HAWAII
COALITION TOBACCO FREE HAWAII
Edith Kanaka'ole Foundation
EPIC Ohana, Inc
Epstein (Jean Estes) Charitable Foundation
FRIENDS OF WAIKIKI AQUARIUM
GENERAL CONTRACTORS ASSOC HI EDUCATIONAL FOUNDATION
HAUOLI MAU LOA FOUNDATION
HAWAII ASSOCIATION INDEPENDENT SCHOOLS
Hawaii Cancer Consortium
Hawaii Commission for Natl and Community Service
HAWAII COMMUNITY FOUNDATION (HCF)
HAWAII COMMUNITY FOUNDATION MED RSCH FUNDS
HAWAII CROP IMPROVEMENT ASSOCIATION
Hawai'i Lodging and Tourism Association, Kaua'i Chapter
HAWAIIAN SILVERWORD FOUNDATION
HONOLULU MEDIA COUNCIL
HUI MALAMA O KE KAI FOUNDATION
ISIS HAWAII
KAUAI ECONOMIC DEVELOPMENT BOARD
KOKUA KALIHI VALLEY
Living Life Source Foundation
NATURE CONSERVANCY, THE-HAWAII
OCEANIC INSTITUTE-CTR FOR TOP & SUB TROP AQUA (CTSA)
OLELO
PAC RESOURCES FOR ED & LEARNING (PREL)
PAC5
PACIFIC AMERICAN FOUNDATION
PACIFIC HEALTH RESEARCH & ED INSTITUTE
Pacific Island Health Officers Association
Palama Settlement
PARENTS & CHILDREN TOGETHER (PACT)
QUEEN LILIOUKALANI CHILDRENS CENTER
Saint Francis School
School for Examining Essential Questions about Sustainability
Synergistic Hawaii Agriculture Council
The Learning Coalition
TRI-ISLE RES CONSERVATION & DEV COUNCIL
UNIVERSITY HAWAII FOUNDATION
WORLD TURTLE TRUST

Mainland- Business and Other

ADAMA MATERIALS, INC.
AECOM Inc
ALASKA DEPARTMENT OF FISH AND GAME
AMERICA VIEW
AMERICAN MUSEUM NATURAL HISTORY
Amgen Inc
ARGONNE NATIONAL LAB
ARIZONA GEOLOGICAL SURVEY
Association of American Colleges and Universities
Astellas Pharma Global Development, Inc. (APGD)
Atkins North America, Inc
Battelle Energy Alliance, LLC

Biothera
 BOEING COMPANY-BOEING LASER TECH SVCS
 BROOKHAVEN NATIONAL LABORATORY
 Chevron Products Co., Hawaii Refinery
 CONCURRENT TECHNOLOGIES CORPORATION
 CORE Science Solutions, LLC
 ELI LILLY & COMPANY
 Envirocycle Worldwide Inc
 Evigia Systems, Inc.
 FHI 360
 Fibertek
 GILEAD FOUNDATION - GILEAD SCIENCES INC
 GLAXOSMITHKLINE
 Hamer Environmental L.P.
 HDRe2M
 HEALTH RESEARCH INC
 ICON Clinical Research
 JET PROPULSION LAB-JPL
 Liquid Robotics, Inc.
 L'Oreal USA
 LSI LOGIC CORPORATION
 MALIN SPACE SCIENCE SYSTEMS
 MVSYSTEMS INC
 NATHAN ASSOCIATES INC.
 NATIONAL CENTER SCIENCE & CIVIC ENG
 NATIONAL GEOGRAPHIC SOCIETY
 NATIONAL RENEWABLE ENERGY LAB
 NATIONAL WRITING PROJECT CORP
 NOVARTIS PHARMACEUTICALS CORP
 Parexel International
 PPD DEVELOPMENT LP
 PracticeWise LLC
 Proxemy Research
 QinetiQ North America
 QUINTILES INC
 RK CONSULTING
 SAIC - Frederick, Inc.
 SCIENCE APPLICATIONS INTERNATIONAL CORP
 Select Engineering Services (SES)
 SPACE TELESCOPE SCIENCE INSTITUTE
 Target Health Inc
 Tobira Therapeutics
 TREX ENTERPRISES CORPORATION
 UT-Battelle, LLC
 Vertex Pharmaceuticals Incorporated
 Western Interstate Commission for Higher Education (WICHE)
 WOODS HOLE OCEANOGRAPHIC INSTITUTION

Mainland- Health Organizations

AMERICAN FEDERATION FOR AGING RSCH
 AMERICAN HEART ASSOCIATION
 CHILDREN'S HOSPITAL BOSTON
 Children's Hospital of Philadelphia
 HUTCHINSON (FRED) CANCER RESRCH CTR
 Kaiser Foundation Research Institute
 Kaiser Permanente Community Benefit
 KLEIN BUENDEL, INC.
 MAYO CLINIC ROCHESTER

RIVERSIDE RESEARCH INSTITUTE
 WOMEN & INFANTS HOSP OF RHODE ISLAND

Mainland- Non-Profit Organizations

AMERICAN ASTRONOMICAL SOCIETY
 American Bird Conservancy
 AMERICAN LEGACY FOUNDATION
 Arizona Community Foundation
 Asian & Pacific Islander American Health Forum
 Association for Asian Studies
 Association of Maternal and Child Health Programs
 ASSOCIATION UNIVERSITIES RESEARCH IN ASTRONOMY, INC.
 BATTELLE MEMORIAL INSTITUTE
 CADES FOUNDATION (J RUSSELL/CHARLOTTE MCL)
 CASEY, ANNIE E., FOUNDATION
 Children's Tumor Foundation
 Commonwealth Healthcare Corporation
 Conservation International - Hawaii Fish Trust
 CONSORTIUM FOR OCEAN LEADERSHIP
 Dreyfus Health Foundation
 EDUCATION TRUST, THE
 FORD FOUNDATION
 Forsyth Institute
 Geneva Foundation
 INSTITUTE INTERNATIONAL EDUCATION
 IREX
 JOHNSON (ROBERT WOOD) FOUNDATION
 Koch (Charles G.) Foundation
 Los Angeles Emergency Preparedness Foundation
 Mid-continent Research for Education and Learning
 Monterey Bay Aquarium
 National Cattlemen's Beef Association
 NATIONAL CFIDS FOUNDATION
 NATIONAL FISH & WILDLIFE FOUNDATION
 Oregon Campus Compact
 ORTHOPAEDIC RESEARCH & EDUC FOUNDATION
 PAC ASSOC OF DIVING INSTRUCTORS (PADI) FOUNDATION
 RAND Corporation
 SEATTLE INSTITUTE FOR BIOMEDICAL & CLINICAL RESEARCH
 Simons Foundation
 SOUTHWEST RESEARCH INSTITUTE
 St. Baldrick's Foundation
 The Doctors Company Foundation
 THE V FOUNDATION
 UNITED SOYBEAN BOARD
 UNIVERSITY CORP ATMOSPHERIC RSCH
 Walmart Foundation
 WESTERN STATES ART FEDERATION (WESTAF)

US Colleges and Universities

Alabama Birmingham, Univ of
 ALASKA FAIRBANKS, UNIVERSITY OF
 ARIZONA STATE UNIVERSITY
 ARIZONA, UNIVERSITY OF
 BAYLOR COLLEGE OF MEDICINE
 CALIFORNIA BERKELEY, UNIVERSITY OF
 CALIFORNIA DAVIS, UNIVERSITY OF
 CALIFORNIA INST OF TECHNOLOGY

CALIFORNIA IRVINE, UNIVERSITY OF
CALIFORNIA LOS ANGELES, UNIV
CALIFORNIA SAN DIEGO, UNIV
CALIFORNIA SAN DIEGO, UNIV-SCRIPPS INST OF OCEAN
CALIFORNIA SAN FRANCISCO, UNIV
California Santa Barbara, University of
CALIFORNIA SANTA CRUZ, UNIV
CHAMINADE UNIVERSITY
City University of New York
COLORADO, UNIVERSITY OF
COLUMBIA UNIVERSITY
CONNECTICUT, UNIVERSITY OF
CORNELL UNIVERSITY
DARTMOUTH COLLEGE
DREW, CHARLES R, UNIVERSITY
DUKE UNIVERSITY MEDICAL CENTER
Finger Lakes Community College
FLORIDA, UNIVERSITY OF CENTRAL
GALLAUDET UNIVERSITY
HARVARD UNIVERSITY
HAWAII PACIFIC UNIVERSITY
INDIANA UNIVERSITY
JOHNS HOPKINS UNIVERSITY
KANSAS STATE UNIVERSITY
KIRKWOOD COMMUNITY COLLEGE/CCID
LANGUAGE LEARNING PGM-UNIV MICHIGAN
LOMA LINDA UNIVERSITY
LORAIN COUNTY COMMUNITY COLLEGE
MARYLAND, UNIVERSITY OF
MASSACHUSETTS INSTITUTE OF TECH
MIAMI, UNIVERSITY OF

MINNESOTA, UNIVERSITY OF
Montclair State University
Naval Postgraduate School
North Carolina, University of
NORTHEASTERN UNIVERSITY
NOTRE DAME, UNIVERSITY OF
OREGON STATE UNIVERSITY
PENNSYLVANIA STATE UNIVERSITY
PITTSBURGH, UNIVERSITY OF
Princeton University
PURDUE UNIVERSITY
RUTGERS, STATE UNIVERSITY OF NEW JERSEY
South Dakota School of Mines & Technology
SOUTH DAKOTA STATE UNIVERSITY
SOUTHERN CALIFORNIA, UNIVERSITY OF
STANFORD UNIVERSITY
TENNESSEE TECHNOLOGICAL UNIVERSITY
TENNESSEE-KNOXVILLE, UNIVERSITY OF
TEXAS A&M UNIVERSITY
TEXAS SOUTHWESTERN MED CTR, UNIV
TEXAS, UNIVERSITY OF
The Administrators of the Tulane Educational Fund
United States Air Force Academy
UNIVERSITY ADVANCE CORP, CAL STATE NORTHRIDGE
UTAH STATE UNIVERSITY
VANDERBILT UNIVERSITY
VIRGINIA POLYTECHNIC INST & STATE UNIV
WASHINGTON, UNIVERSITY OF
WYOMING, UNIVERSITY OF
YALE UNIVERSITY