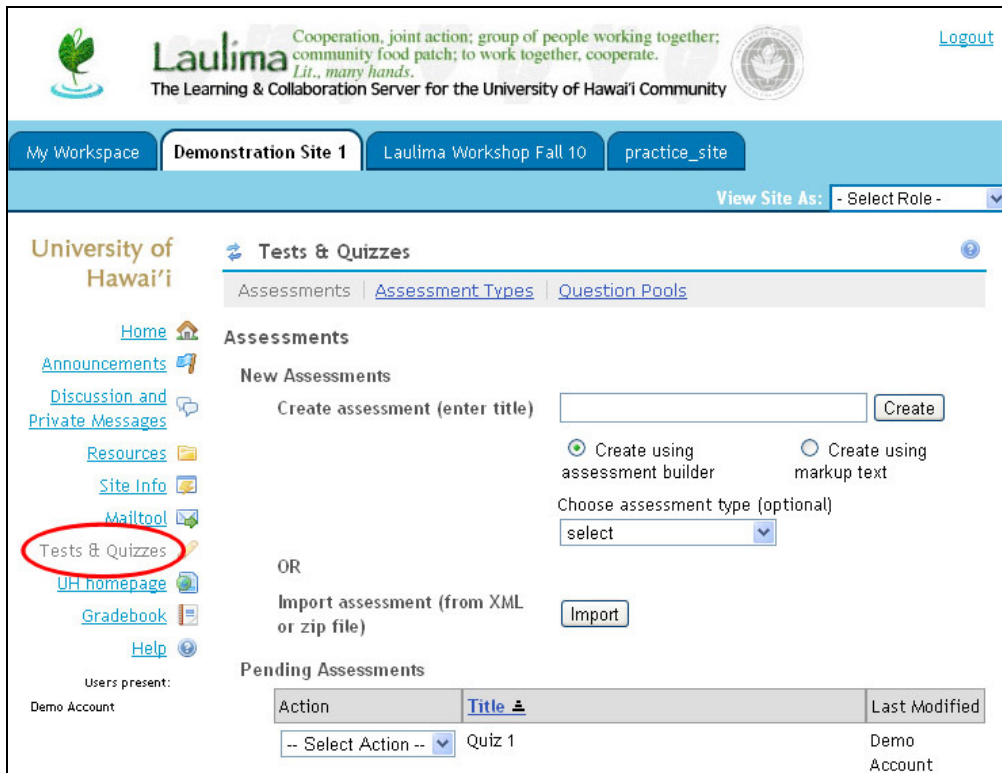


Importing questions via Quick Create in Tests & Quizzes (for multiple-choice and true/false questions)

Your questions must be in this format:

1. Butterfly is the original name for which insect?
*a. butterfly
b. moth
c. fly
2. Albert Michelson determined the exact speed of light?
*True
False
3. Didaskaleinophobia is the fear of?
a. animals
*b. school
c. heights
d. crowds

After formatting your questions, go into the course to Tests & Quizzes



The screenshot shows the Laulima LMS interface. At the top, there is a navigation bar with 'My Workspace', 'Demonstration Site 1', 'Laulima Workshop Fall 10', and 'practice_site'. Below this is a 'View Site As: - Select Role -' dropdown. The main content area is titled 'University of Hawai'i' and 'Tests & Quizzes'. On the left sidebar, 'Tests & Quizzes' is circled in red. The main content area has tabs for 'Assessments', 'Assessment Types', and 'Question Pools'. Under 'Assessments', there is a 'New Assessments' section with a 'Create assessment (enter title)' input field and a 'Create' button. Below this are two radio buttons: 'Create using assessment builder' (selected) and 'Create using markup text'. There is also a 'Choose assessment type (optional)' dropdown menu. Below this is an 'OR' section with an 'Import assessment (from XML or zip file)' section and an 'Import' button. At the bottom, there is a 'Pending Assessments' table with columns for 'Action', 'Title', and 'Last Modified'. The table contains one entry: 'Quiz 1' with a 'Demo Account' user.

Action	Title	Last Modified
-- Select Action --	Quiz 1	Demo Account

To the right of “Create assessment (enter title)” enter a title in the text box then select “Create using markup text”. Click “Create”

Tests & Quizzes

Assessments | Assessment Types | Question Pools

Assessments

New Assessments

Create assessment (enter title)

Create using assessment builder **Create using markup text**

Choose assessment type (optional)
 ▾

OR

Import assessment (from XML or zip file)

Pending Assessments

Action	Title	Last Modified
--------	-------	---------------

On the next page, copy/paste the questions into the large box below “Questions”.

Create Assessment/Question Pool

Step 1 of 2

Use the text boxes below to modify the name and (optionally) to provide a description for this assessment or question pool. Then enter the questions and answers in the bottom textbox. It is important to follow the correct formatting for each type of question. Examples can be found at the bottom of this page.

Assessment/Question Pool Information

Name

Description

Questions

Enter questions with their answers into the text box below using the specified format for that question type. To view instructions and examples for a given question type, click on the appropriate link to the right of the text box.

1. Flutterfly is the original name for which insect?
*a. butterfly
b. moth
c. fly

2. Albert Michelson determined the exact speed of light?
*a. True
b. False

3. Didaskaleinophobia is the fear of?
a. animals
*b. school
c. heights
d. crowds

Instructions & Examples

- [General Instructions](#)
- [Multiple Choice](#)
- [Multiple Correct Answer](#)
- [Fill in the Blank](#)
- [Short Essay](#)
- [True/False](#)

On the following page, verify your questions then click “Create Question Pool”

[Assessments](#) | [Assessment Types](#) | [Question Pools](#)

Validate Assessment/Question Pool

Step 2 of 2

Verify that all of your questions appear below with the correct question types. Change the name and description of this question group as needed. Then click on the appropriate button below to complete the process.

#	Question	Type	Points	Answers
1	Flutterfly is the original name for which insect?	Multiple Choice	0	<input checked="" type="checkbox"/> a. butterfly <input type="checkbox"/> b. moth <input type="checkbox"/> c. fly
2	Albert Michelson determined the exact speed of light?	Multiple Choice	0	<input checked="" type="checkbox"/> a. True <input type="checkbox"/> b. False
3	Didaskaleinophobia is the fear of?	Multiple Choice	0	<input type="checkbox"/> a. animals <input checked="" type="checkbox"/> b. school <input type="checkbox"/> c. heights <input type="checkbox"/> d. crowds

[< Back](#) [Create Assessment](#) [Create Question Pool](#)

You should now see your newly created question pool listed in the “Questions Pools” area

Tests & Quizzes

[Assessments](#) | [Assessment Types](#) | [Question Pools](#)

Question Pools

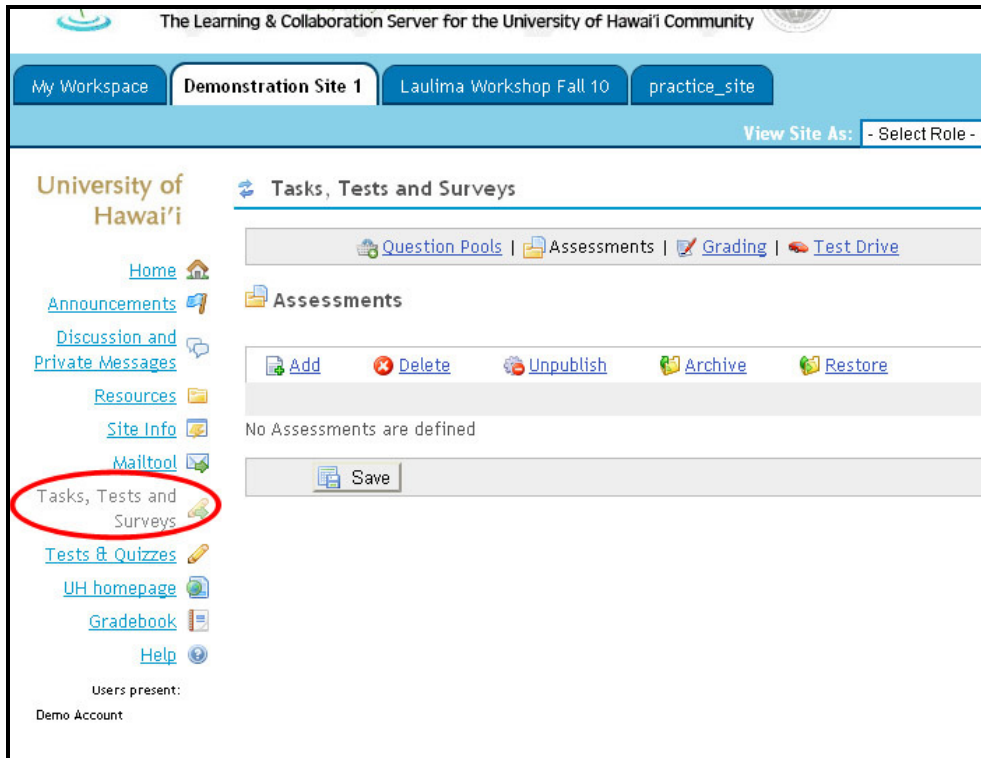
[Add New Pool](#) | [Import](#)

Pool Name	Creator	Last Modified	Questions	Subpools	Remove?
Midterm Questions Add Copy Move	Matt Parcon	06/04/2009	3	0	<input type="checkbox"/>
Quiz 1 Pool Add Copy Move	Matt Parcon	08/28/2008	3	0	<input type="checkbox"/>
Special Symbols Add Copy Move	Matt Parcon	10/16/2008	0	0	<input type="checkbox"/>
TALENT test Add Copy Move	Matt Parcon	04/07/2009	10	0	<input type="checkbox"/>

[Update](#)

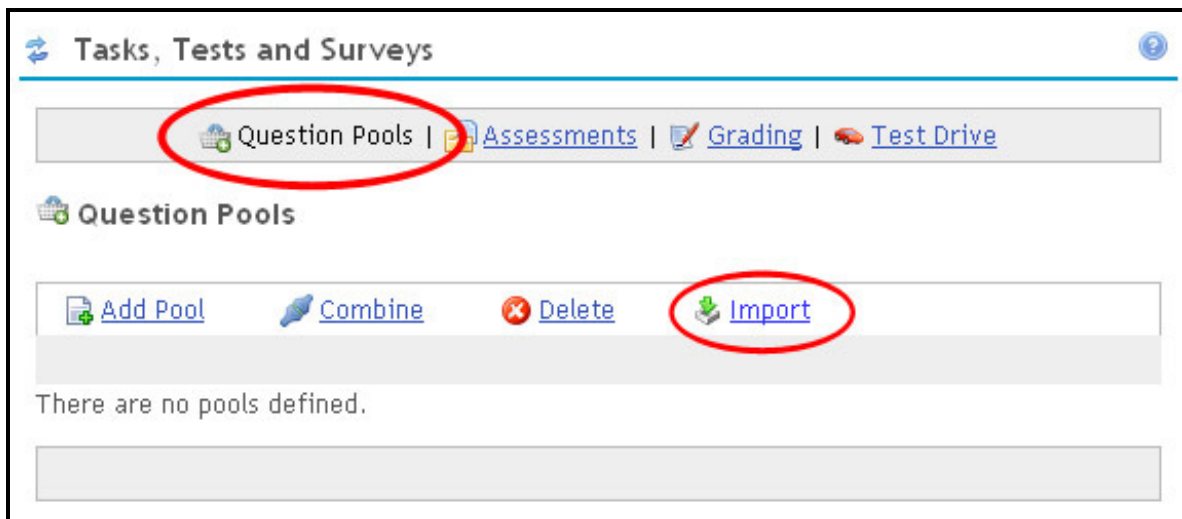
Importing question pools from Tests & Quizzes into Tasks, Tests and Surveys (TTS)

Click on the Tasks, Tests and Surveys link to enter the tool



The screenshot shows the 'The Learning & Collaboration Server for the University of Hawai'i Community' interface. The top navigation bar includes 'My Workspace', 'Demonstration Site 1', 'Laulima Workshop Fall 10', and 'practice_site'. A 'View Site As: - Select Role -' dropdown is on the right. The left sidebar lists navigation options: Home, Announcements, Discussion and Private Messages, Resources, Site Info, Mailtool, **Tasks, Tests and Surveys** (circled in red), Tests & Quizzes, UH homepage, Gradebook, and Help. The main content area is titled 'Tasks, Tests and Surveys' and contains a breadcrumb trail: 'Question Pools | Assessments | Grading | Test Drive'. Below this is an 'Assessments' section with buttons for 'Add', 'Delete', 'Unpublish', 'Archive', and 'Restore'. A message states 'No Assessments are defined' and a 'Save' button is at the bottom.

Click on Question Pools to enter the tool's question pool area. Click on Import



The screenshot shows the 'Tasks, Tests and Surveys' tool's 'Question Pools' area. The breadcrumb trail is 'Question Pools | Assessments | Grading | Test Drive', with 'Question Pools' circled in red. Below the breadcrumb is a 'Question Pools' section with buttons for 'Add Pool', 'Combine', 'Delete', and **Import** (circled in red). A message states 'There are no pools defined.' and an empty table is at the bottom.

Click on Import Pools from T&Q

Tasks, Tests and Surveys

[Question Pools](#) | [Assessments](#) | [Grading](#) | [Test Drive](#)

Import

[Paste Questions & Import](#)
Import a question pool from text you paste in

[Import from a QTI file](#)
Import a question pool from a QTI file

Import Pools from T&Q
Import one or more question pools from Tests & Quizzes into this site.

[Import Assessments as Pools from T&Q](#)
Import one or more T&Q tests as pools from one of your sites into this site.

[Import from Assignments](#)
Import one or more Assignments from one of your sites into this Test Center

[Return](#)

Check the box for the pool you wish to import then click OK

Tasks, Tests and Surveys

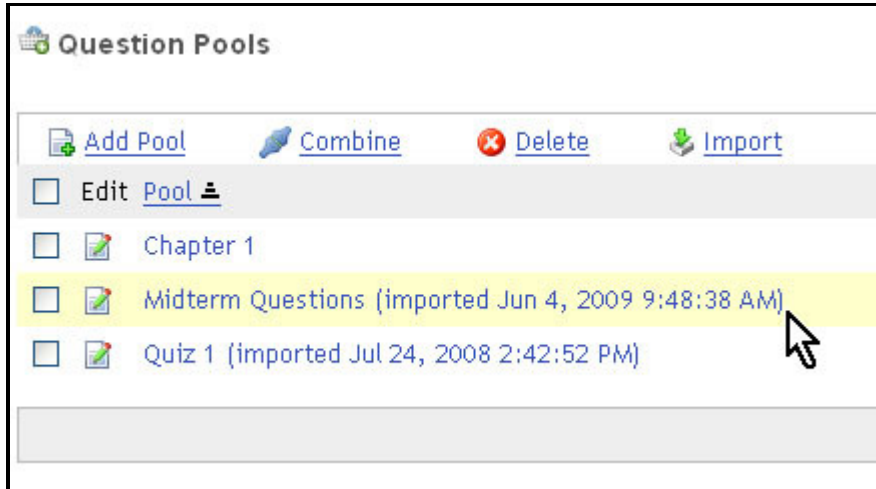
[Question Pools](#) | [Assessments](#) | [Grading](#) | [Test Drive](#)

Import pools from T&Q

Select pools to import into this site

- Select All
- Midterm Questions
- Quiz 1 Pool
- Special Symbols
- TALENT test

You should now see the pool in the Question Pools area of TTS



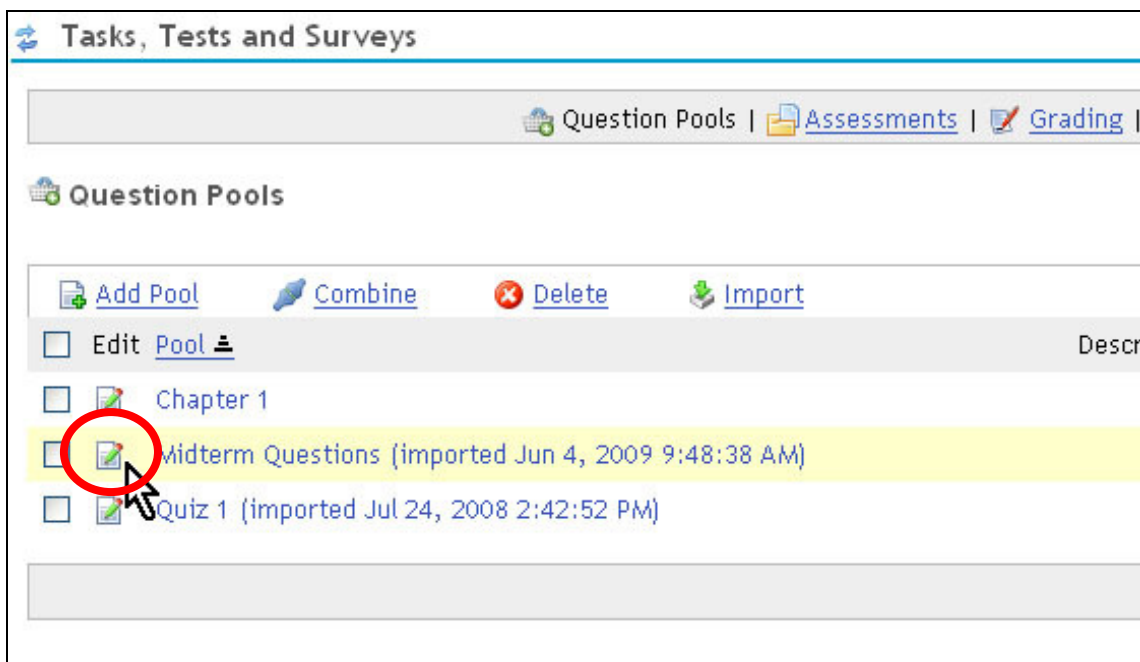
You may need to assign point for the questions in the pool.

The screenshot shows the 'Question Pools' interface with a table of pool details:

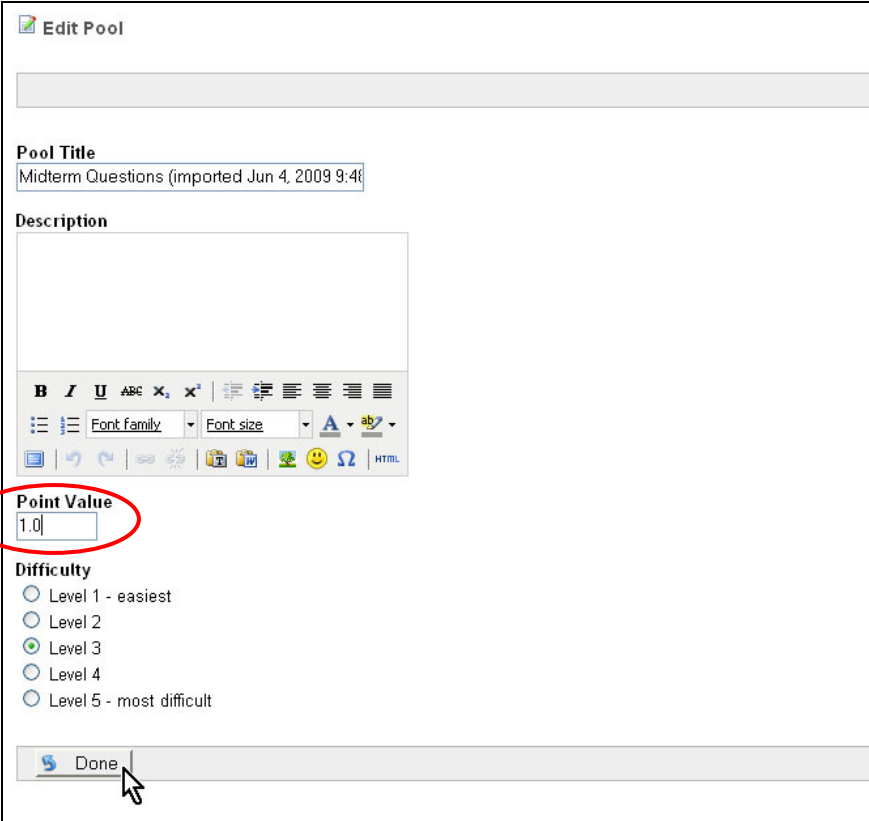
	Description	Questions	Points	Difficulty
<input type="checkbox"/> Chapter 1		4	1.0	3
<input type="checkbox"/> Midterm Questions (imported Jun 4, 2009 9:48:38 AM)		3	0.0	3
<input type="checkbox"/> Quiz 1 (imported Jul 24, 2008 2:42:52 PM)		3	1.0	3

A mouse cursor is pointing at the 'Points' column for the 'Midterm Questions' row.

To do so, click on the icon of the green pencil beside the pool's title



Enter the value for each question in the box for “Point Value” then click “Done”



Edit Pool

Pool Title
Midterm Questions (imported Jun 4, 2009 9:48:38 AM)

Description

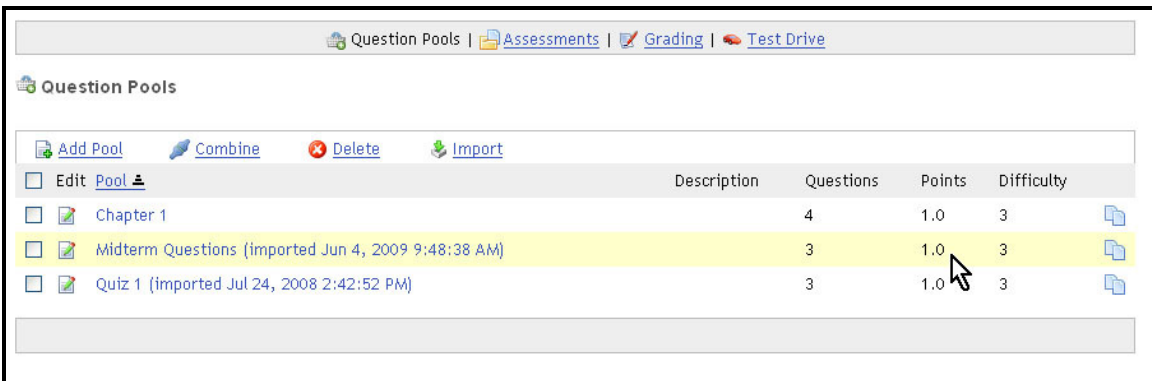
Point Value
1.0

Difficulty

- Level 1 - easiest
- Level 2
- Level 3
- Level 4
- Level 5 - most difficult

Done

The point value should now be assigned to the pool



Question Pools | Assessments | Grading | Test Drive

Question Pools

[Add Pool](#) [Combine](#) [Delete](#) [Import](#)

	Description	Questions	Points	Difficulty	
<input type="checkbox"/> Edit Pool					
<input type="checkbox"/> Chapter 1		4	1.0	3	Copy
<input type="checkbox"/> Midterm Questions (imported Jun 4, 2009 9:48:38 AM)		3	1.0	3	Copy
<input type="checkbox"/> Quiz 1 (imported Jul 24, 2008 2:42:52 PM)		3	1.0	3	Copy

You can proceed to creating an assessment which can draw questions from the imported question pool. This tutorial can guide you through the process:

http://www.hawaii.edu/talent/laulimatutorials/laulima_tasks.htm